

# **Appendix D**

## **Results of the GeoCLEF Track**

**Prepared by:**

**Giorgio Maria Di Nunzio and Nicola Ferro**

**{dinunzio, ferro}@dei.unipd.it**

**Department of Information Engineering  
University of Padua  
Italy**



# Introduction



# Results for CLEF 2006 GeoCLEF Tracks

The following pages contain the results and graphs for all the experiments that have been officially submitted to the CLEF 2006 campaign for the GeoCLEF track.

This document is divided in three main parts:

1. List of submitted experiments
2. Track overview results and graphs
3. Individual experiment results and graphs

## 1. List of Submitted Experiments

This section gives a listing of all experiments and their characteristics:

- Participant:** the name of the participant who submitted the experiment.  
**Country:** country of the participant.  
**Identifier:** unique identifier for each experiment.  
**Task:** track/task to which the experiment belongs.  
**Topic language:** language of the topics used to create the experiment (ISO identifiers for language).  
**Topic fields:** identifies the parts of the topics used to create the experiment (T = title, D = Description, N = Narrative).  
**Query constr.:** identifies how the query has been constructed from topic fields (manual/automatic).  
**Pool:** specifies if experiment was used for relevance assessment pooling.

## 2. Track Overview Results and Graphs

For each track/task graphs and tables are shown in order to compare the experiments.

The graphs and tables contain the following information:

- Mandatory experiments title + description (TD) of at most top five participants
  - Interpolated recall vs precision averages plot
  - Average precision comparison to median plot
- All experiments
  - Average precision box plot
  - Average precision Tukey t-test plot
- Mandatory experiments title + description (TD) of at most top five participants
  - Document cutoff levels (DCL) vs precision at DCL plot
  - R-Precision comparison to median plot
- All experiments
  - R-Precision box plot
  - R-Precision Tukey t-test plot
- A table with descriptive statistics of performance figures for each topic

## 3. Individual Experiment Results and Graphs

This section provides the individual results for each official experiment. For each experiment the following tables and graphs are shown:

- Overall statistics and information
- Interpolated recall vs precision averages plot
- Average precision statistics and box plot
- Average precision comparison to median plot
- Document cutoff levels vs precision at DCL plot
- R-Precision statistics and box plot
- R-Precision comparison to median plot



# List of Submitted Experiments





Participant	Country	Experiment ID	Task	Topic Lang.	Topic Fields	Query Construction	Pool
berkeley	United States	BKGeoD2	GC-MONO-DE-CLEF2006	de	TDN	AUTOMATIC	yes
berkeley	United States	BKGeoD1	GC-MONO-DE-CLEF2006	de	TD	AUTOMATIC	yes
daedalus	Spain	GCdeNtLg	GC-MONO-DE-CLEF2006	de	TD	AUTOMATIC	yes
daedalus	Spain	GCdeAA	GC-MONO-DE-CLEF2006	de	TDN	MANUAL	yes
daedalus	Spain	GCdeAtLg	GC-MONO-DE-CLEF2006	de	TDN	MANUAL	yes
daedalus	Spain	GCdeNA	GC-MONO-DE-CLEF2006	de	TD	MANUAL	yes
daedalus	Spain	GCdeAO	GC-MONO-DE-CLEF2006	de	TDN	MANUAL	yes
hagen	Germany	FUHddGYYYTD	GC-MONO-DE-CLEF2006	de	TD	AUTOMATIC	yes
hagen	Germany	FUHddGNNNTD	GC-MONO-DE-CLEF2006	de	TD	AUTOMATIC	yes
hagen	Germany	FUHddGNNNTDN	GC-MONO-DE-CLEF2006	de	TDN	AUTOMATIC	yes
hagen	Germany	FUHddGYYYTDN	GC-MONO-DE-CLEF2006	de	TDN	AUTOMATIC	yes
hagen	Germany	FUHddGYYYMTDN	GC-MONO-DE-CLEF2006	de	TDN	AUTOMATIC	yes
hildesheim	Germany	HIGeodederun4n	GC-MONO-DE-CLEF2006	de	TDN	AUTOMATIC	yes
hildesheim	Germany	HIGeodederun4	GC-MONO-DE-CLEF2006	de	TD	AUTOMATIC	yes
hildesheim	Germany	HIGeodederun6	GC-MONO-DE-CLEF2006	de	TD	AUTOMATIC	yes
hildesheim	Germany	HIGeodederun6n	GC-MONO-DE-CLEF2006	de	TDN	AUTOMATIC	yes
alicante	Spain	enTD	GC-MONO-EN-CLEF2006	en	TD	AUTOMATIC	yes
alicante	Spain	enTDN	GC-MONO-EN-CLEF2006	en	TDN	AUTOMATIC	no
alicante	Spain	enTDNGeoNames	GC-MONO-EN-CLEF2006	en	TDN	MANUAL	yes
alicante	Spain	UAUJAUPVenenExp1	GC-MONO-EN-CLEF2006	en	TDN	AUTOMATIC	no
berkeley	United States	BKGeoE4	GC-MONO-EN-CLEF2006	en	TDN	MANUAL	yes
berkeley	United States	BKGeoE2	GC-MONO-EN-CLEF2006	en	TDN	AUTOMATIC	no
berkeley	United States	BKGeoE3	GC-MONO-EN-CLEF2006	en	TDN	MANUAL	no
berkeley	United States	BKGeoE1	GC-MONO-EN-CLEF2006	en	TD	AUTOMATIC	yes
daedalus	Spain	GCenAtLg	GC-MONO-EN-CLEF2006	en	TDN	MANUAL	no
daedalus	Spain	GCenNtLg	GC-MONO-EN-CLEF2006	en	TD	MANUAL	no
daedalus	Spain	GCenNA	GC-MONO-EN-CLEF2006	en	TD	MANUAL	yes
daedalus	Spain	GCenAA	GC-MONO-EN-CLEF2006	en	TDN	MANUAL	yes
daedalus	Spain	GCenAO	GC-MONO-EN-CLEF2006	en	TDN	AUTOMATIC	no
hildesheim	Germany	HIGeoenenrun1n	GC-MONO-EN-CLEF2006	en	TDN	AUTOMATIC	no
hildesheim	Germany	HIGeoenenrun2n	GC-MONO-EN-CLEF2006	en	TDN	AUTOMATIC	yes
hildesheim	Germany	HIGeoenenrun3	GC-MONO-EN-CLEF2006	en	TD	AUTOMATIC	yes
hildesheim	Germany	HIGeoenenrun1	GC-MONO-EN-CLEF2006	en	TD	AUTOMATIC	no
hildesheim	Germany	HIGeoenenrun2	GC-MONO-EN-CLEF2006	en	TD	AUTOMATIC	no
imp-coll	United Kingdom	ICgeoMLtdn	GC-MONO-EN-CLEF2006	en	TDN	MANUAL	yes
imp-coll	United Kingdom	ICgeoMLtd	GC-MONO-EN-CLEF2006	en	TD	MANUAL	yes
jaen	Spain	sinaiEnEnExp3	GC-MONO-EN-CLEF2006	en	TD	AUTOMATIC	no
jaen	Spain	sinaiEnEnExp1	GC-MONO-EN-CLEF2006	en	TDN	AUTOMATIC	yes
jaen	Spain	sinaiEnEnExp2	GC-MONO-EN-CLEF2006	en	TD	AUTOMATIC	yes
jaen	Spain	sinaiEnEnExp4	GC-MONO-EN-CLEF2006	en	TD	AUTOMATIC	no
jaen	Spain	sinaiEnEnExp5	GC-MONO-EN-CLEF2006	en	TD	AUTOMATIC	no
ms-china	China	msrmanual	GC-MONO-EN-CLEF2006	en	TD	MANUAL	yes
ms-china	China	msrawhelist	GC-MONO-EN-CLEF2006	en	T	AUTOMATIC	yes
ms-china	China	msraexpansion	GC-MONO-EN-CLEF2006	en	TD	AUTOMATIC	no
ms-china	China	msralocal	GC-MONO-EN-CLEF2006	en	T	AUTOMATIC	no
ms-china	China	msratext	GC-MONO-EN-CLEF2006	en	TDN	AUTOMATIC	yes
nicta	Australia	MuTdnManQexpGeo	GC-MONO-EN-CLEF2006	en	TDN	MANUAL	no
nicta	Australia	MuTdnTxt	GC-MONO-EN-CLEF2006	en	TDN	AUTOMATIC	yes
nicta	Australia	MuTdQexpPrb	GC-MONO-EN-CLEF2006	en	TD	AUTOMATIC	yes
nicta	Australia	MuTdRedn	GC-MONO-EN-CLEF2006	en	TD	AUTOMATIC	no
nicta	Australia	MuTdTxt	GC-MONO-EN-CLEF2006	en	TD	AUTOMATIC	no
rfia-upv	Spain	rfiaUPV01	GC-MONO-EN-CLEF2006	en	TD	AUTOMATIC	no
rfia-upv	Spain	rfiaUPV02	GC-MONO-EN-CLEF2006	en	TDN	AUTOMATIC	no
rfia-upv	Spain	rfiaUPV03	GC-MONO-EN-CLEF2006	en	TD	AUTOMATIC	yes
rfia-upv	Spain	rfiaUPV04	GC-MONO-EN-CLEF2006	en	TDN	AUTOMATIC	yes
sanmarcos	United States	SMGeoEN4	GC-MONO-EN-CLEF2006	en	TD	AUTOMATIC	no

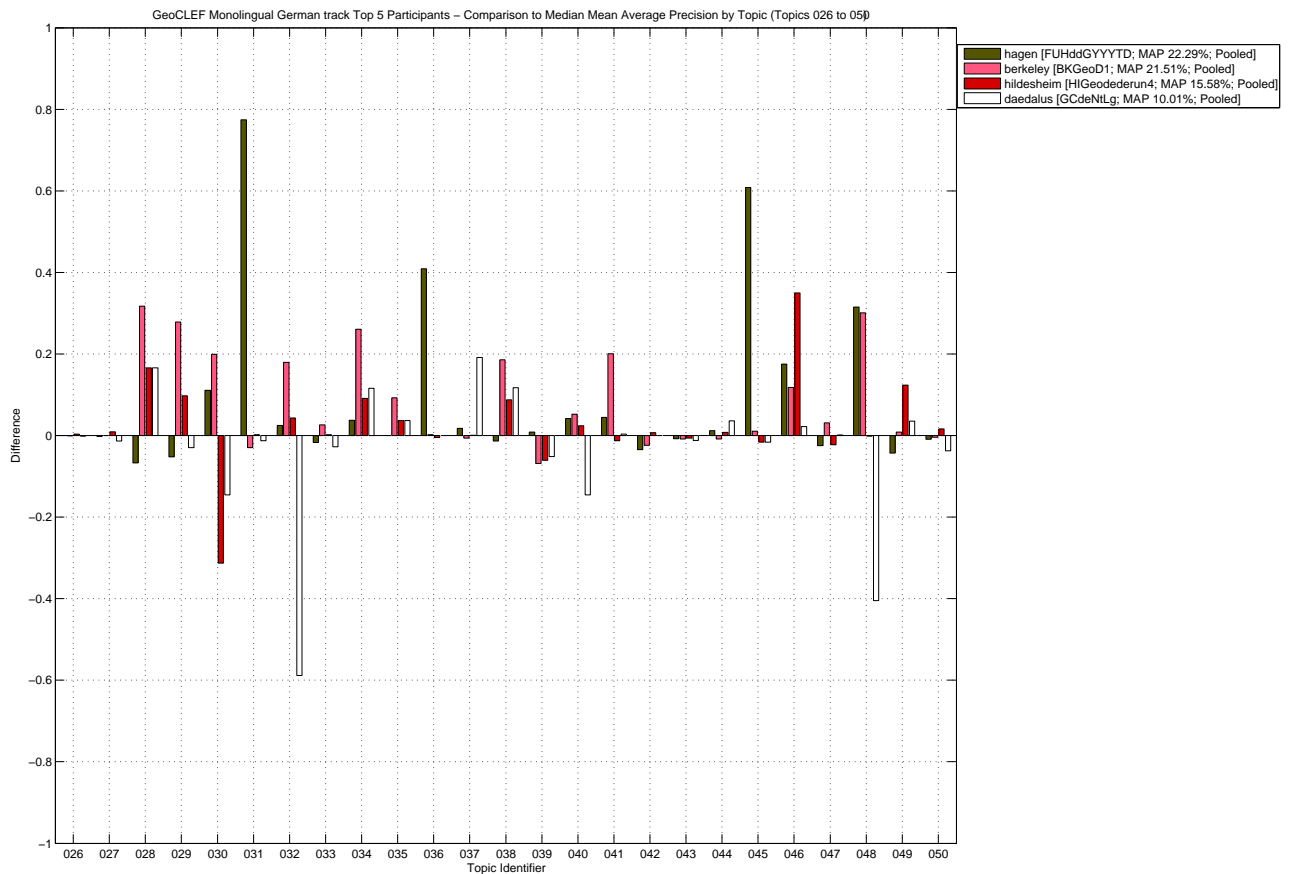
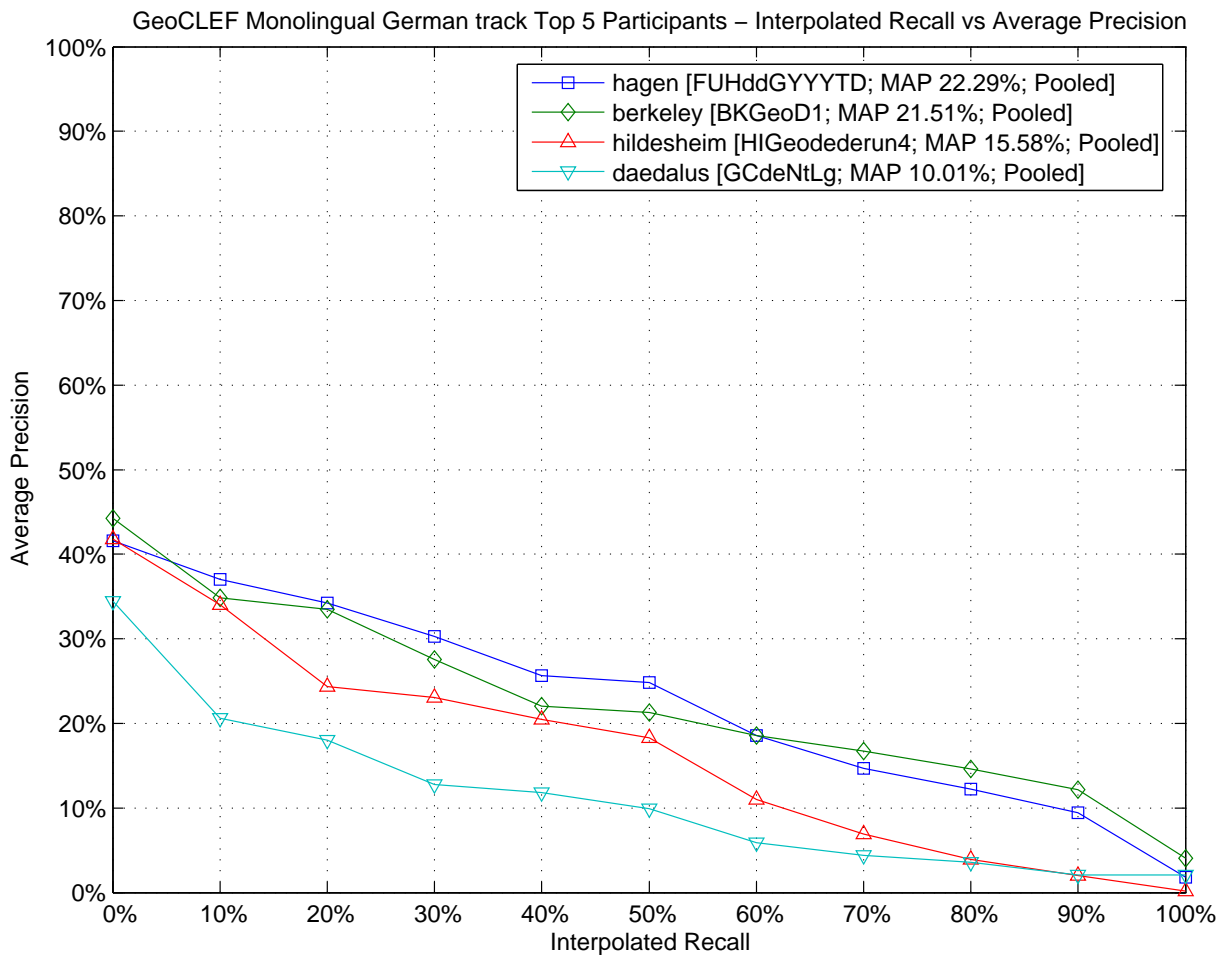
Participant	Country	Experiment ID	Task	Topic Lang.	Topic Fields	Query Construction	Pool
sanmarcos	United States	SMGeoEN5	GC-MONO-EN-CLEF2006	en	TDN	AUTOMATIC	no
sanmarcos	United States	SMGeoEN1	GC-MONO-EN-CLEF2006	en	TD	AUTOMATIC	yes
sanmarcos	United States	SMGeoEN3	GC-MONO-EN-CLEF2006	en	TDN	AUTOMATIC	no
sanmarcos	United States	SMGeoEN5	GC-MONO-EN-CLEF2006	en	TDN	MANUAL	yes
talp	Spain	TALPGeoIRTDN2	GC-MONO-EN-CLEF2006	en	TDN	AUTOMATIC	no
talp	Spain	TALPGeoIRTD1	GC-MONO-EN-CLEF2006	en	TD	AUTOMATIC	yes
talp	Spain	TALPGeoIRTDN1	GC-MONO-EN-CLEF2006	en	TDN	AUTOMATIC	yes
talp	Spain	TALPGeoIRTD2	GC-MONO-EN-CLEF2006	en	TD	AUTOMATIC	no
talp	Spain	TALPGeoIRTDN3	GC-MONO-EN-CLEF2006	en	TDN	AUTOMATIC	no
u.buffalo	United States	UBGTDrf1	GC-MONO-EN-CLEF2006	en	TD	AUTOMATIC	no
u.buffalo	United States	UBGTDrf2	GC-MONO-EN-CLEF2006	en	TD	AUTOMATIC	yes
u.buffalo	United States	UBManual2	GC-MONO-EN-CLEF2006	en	TDN	MANUAL	no
u.buffalo	United States	UBGManual1	GC-MONO-EN-CLEF2006	en	TDN	MANUAL	yes
u.groningen	Netherlands	CLCGGeoEE1	GC-MONO-EN-CLEF2006	en	TD	AUTOMATIC	yes
u.groningen	Netherlands	CLCGGeoEE2	GC-MONO-EN-CLEF2006	en	TDN	AUTOMATIC	yes
u.groningen	Netherlands	CLCGGeoEE5	GC-MONO-EN-CLEF2006	en	TD	AUTOMATIC	no
u.groningen	Netherlands	CLCGGeoEE10	GC-MONO-EN-CLEF2006	en	TDN	AUTOMATIC	no
u.groningen	Netherlands	CLCGGeoEE11	GC-MONO-EN-CLEF2006	en	TDN	AUTOMATIC	no
u.twente	Netherlands	utGeoTIB	GC-MONO-EN-CLEF2006	en	T	MANUAL	yes
u.twente	Netherlands	utGeoTdlB	GC-MONO-EN-CLEF2006	en	TD	MANUAL	yes
u.twente	Netherlands	utGeoTIBm	GC-MONO-EN-CLEF2006	en	TD	AUTOMATIC	no
u.twente	Netherlands	utGeoTdlB	GC-MONO-EN-CLEF2006	en	TDN	MANUAL	yes
u.twente	Netherlands	utGeoTdlBm	GC-MONO-EN-CLEF2006	en	TDN	MANUAL	no
unsw	Australia	unswTitleBaseline	GC-MONO-EN-CLEF2006	en	TD	AUTOMATIC	yes
unsw	Australia	unswNarrBaseline	GC-MONO-EN-CLEF2006	en	TDN	AUTOMATIC	yes
unsw	Australia	unswNarrMap	GC-MONO-EN-CLEF2006	en	TDN	AUTOMATIC	no
unsw	Australia	unswTitleF46	GC-MONO-EN-CLEF2006	en	TD	AUTOMATIC	no
unsw	Australia	unswNarrF41	GC-MONO-EN-CLEF2006	en	TDN	AUTOMATIC	no
xldb	Portugal	XLDBGeoENAut02	GC-MONO-EN-CLEF2006	en	TD	AUTOMATIC	no
xldb	Portugal	XLDBGeoENAut05	GC-MONO-EN-CLEF2006	en	TD	AUTOMATIC	no
xldb	Portugal	XLDBGeoManualEN	GC-MONO-EN-CLEF2006	en	TD	MANUAL	no
xldb	Portugal	XLDBGeoENAut03_2	GC-MONO-EN-CLEF2006	en	TD	AUTOMATIC	yes
xldb	Portugal	XLDBGeoENAut03	GC-MONO-EN-CLEF2006	en	TD	AUTOMATIC	yes
alicante	Spain	esTD	GC-MONO-ES-CLEF2006	es	TD	AUTOMATIC	yes
alicante	Spain	esTDN	GC-MONO-ES-CLEF2006	es	TD	AUTOMATIC	yes
alicante	Spain	esTDNGeoNames	GC-MONO-ES-CLEF2006	es	TDN	MANUAL	yes
berkeley	United States	BKGeoS1	GC-MONO-ES-CLEF2006	es	TD	AUTOMATIC	yes
berkeley	United States	BKGeoS2	GC-MONO-ES-CLEF2006	es	TDN	AUTOMATIC	yes
daedalus	Spain	GCesNA	GC-MONO-ES-CLEF2006	es	TD	MANUAL	yes
daedalus	Spain	GCesAtLg	GC-MONO-ES-CLEF2006	es	TDN	MANUAL	yes
daedalus	Spain	GCesAO	GC-MONO-ES-CLEF2006	es	TDN	MANUAL	yes
daedalus	Spain	GCesAA	GC-MONO-ES-CLEF2006	es	TDN	MANUAL	yes
daedalus	Spain	GCesNtLg	GC-MONO-ES-CLEF2006	es	TD	MANUAL	yes
sanmarcos	United States	SMGeoES4	GC-MONO-ES-CLEF2006	es	TD	AUTOMATIC	yes
sanmarcos	United States	SMGeoES5	GC-MONO-ES-CLEF2006	es	TDN	AUTOMATIC	yes
sanmarcos	United States	SMGeoES1	GC-MONO-ES-CLEF2006	es	TD	AUTOMATIC	yes
sanmarcos	United States	SMGeoES2	GC-MONO-ES-CLEF2006	es	TDN	AUTOMATIC	yes
sanmarcos	United States	SMGeoES3	GC-MONO-ES-CLEF2006	es	TD	MANUAL	yes
berkeley	United States	BKGeoP2	GC-MONO-PT-CLEF2006	pt	TDN	AUTOMATIC	yes
berkeley	United States	BKGeoP1	GC-MONO-PT-CLEF2006	pt	TD	AUTOMATIC	yes
berkeley	United States	BKGeoP4	GC-MONO-PT-CLEF2006	pt	TDN	AUTOMATIC	yes
berkeley	United States	BKGeoP3	GC-MONO-PT-CLEF2006	pt	TD	AUTOMATIC	yes
sanmarcos	United States	SMGeoPT4	GC-MONO-PT-CLEF2006	pt	TD	AUTOMATIC	yes
sanmarcos	United States	SMGeoPT2	GC-MONO-PT-CLEF2006	pt	TD	AUTOMATIC	yes
sanmarcos	United States	SMGeoPT1	GC-MONO-PT-CLEF2006	pt	TDN	AUTOMATIC	yes
sanmarcos	United States	SMGeoPT3	GC-MONO-PT-CLEF2006	pt	TDN	AUTOMATIC	yes

Participant	Country	Experiment ID	Task	Topic Lang.	Topic Fields	Query Construction	Pool
xldb	Portugal	XLDBGeoPTAut02	GC-MONO-PT-CLEF2006	pt	TD	MANUAL	yes
xldb	Portugal	XLDBGeoPTAut05	GC-MONO-PT-CLEF2006	pt	TD	AUTOMATIC	yes
xldb	Portugal	XLDBGeoManualPT	GC-MONO-PT-CLEF2006	pt	TD	MANUAL	yes
xldb	Portugal	XLDBGeoPTAut03	GC-MONO-PT-CLEF2006	pt	TD	AUTOMATIC	yes
xldb	Portugal	XLDBGeoPTAut03_2	GC-MONO-PT-CLEF2006	pt	TD	AUTOMATIC	yes
berkeley	United States	BKGeoED2	GC-BILI-X2DE-CLEF2006	en	TDN	MANUAL	yes
berkeley	United States	BKGeoED1	GC-BILI-X2DE-CLEF2006	en	TD	AUTOMATIC	yes
hagen	Germany	FUHedGNNNTDN	GC-BILI-X2DE-CLEF2006	en	TDN	AUTOMATIC	yes
hagen	Germany	FUHedGYYTDTN	GC-BILI-X2DE-CLEF2006	en	TDN	AUTOMATIC	yes
hagen	Germany	FUHedGNNNTD	GC-BILI-X2DE-CLEF2006	en	TD	AUTOMATIC	yes
hagen	Germany	FUHedGYYTDT	GC-BILI-X2DE-CLEF2006	en	TD	AUTOMATIC	yes
hagen	Germany	FUHedGYYMTDN	GC-BILI-X2DE-CLEF2006	en	TDN	AUTOMATIC	yes
hildesheim	Germany	HIGeoenderun21	GC-BILI-X2DE-CLEF2006	en	TD	AUTOMATIC	yes
hildesheim	Germany	HIGeoenderun22	GC-BILI-X2DE-CLEF2006	en	TD	AUTOMATIC	yes
hildesheim	Germany	HIGeoenderun21n	GC-BILI-X2DE-CLEF2006	en	TDN	AUTOMATIC	yes
hildesheim	Germany	HIGeoenderun22n	GC-BILI-X2DE-CLEF2006	en	TDN	AUTOMATIC	yes
hildesheim	Germany	HIGeodeenrun12	GC-BILI-X2EN-CLEF2006	de	TD	AUTOMATIC	yes
hildesheim	Germany	HIGeodeenrun13n	GC-BILI-X2EN-CLEF2006	de	TDN	AUTOMATIC	yes
hildesheim	Germany	HIGeodeenrun11n	GC-BILI-X2EN-CLEF2006	de	TDN	AUTOMATIC	no
hildesheim	Germany	HIGeodeenrun11	GC-BILI-X2EN-CLEF2006	de	TD	AUTOMATIC	no
hildesheim	Germany	HIGeodeenrun13	GC-BILI-X2EN-CLEF2006	de	TD	AUTOMATIC	no
jaen	Spain	sinaiEsEnExp1	GC-BILI-X2EN-CLEF2006	es	TDN	AUTOMATIC	yes
jaen	Spain	sinaiDeEnExp2	GC-BILI-X2EN-CLEF2006	de	TD	AUTOMATIC	no
jaen	Spain	sinaiEsEnExp3	GC-BILI-X2EN-CLEF2006	es	TD	AUTOMATIC	no
jaen	Spain	sinaiDeEnExp1	GC-BILI-X2EN-CLEF2006	de	TDN	AUTOMATIC	no
jaen	Spain	sinaiEsEnExp2	GC-BILI-X2EN-CLEF2006	es	TD	AUTOMATIC	yes
sanmarcos	United States	SMGeoESEN1	GC-BILI-X2EN-CLEF2006	es	TDN	MANUAL	yes
sanmarcos	United States	SMGeoESEN2	GC-BILI-X2EN-CLEF2006	es	TD	AUTOMATIC	yes
berkeley	United States	BKGeoES1	GC-BILI-X2ES-CLEF2006	en	TD	AUTOMATIC	yes
berkeley	United States	BKGeoES2	GC-BILI-X2ES-CLEF2006	en	TDN	AUTOMATIC	yes
sanmarcos	United States	SMGeoENES1	GC-BILI-X2ES-CLEF2006	en	TD	AUTOMATIC	yes
sanmarcos	United States	SMGeoPTES2	GC-BILI-X2ES-CLEF2006	pt	TD	AUTOMATIC	yes
sanmarcos	United States	SMGeoPTES3	GC-BILI-X2ES-CLEF2006	pt	TDN	AUTOMATIC	yes
berkeley	United States	BKGeoEP1	GC-BILI-X2PT-CLEF2006	en	TD	AUTOMATIC	yes
berkeley	United States	BKGeoEP2	GC-BILI-X2PT-CLEF2006	en	TDN	AUTOMATIC	yes
sanmarcos	United States	SMGeoESPT1	GC-BILI-X2PT-CLEF2006	es	TD	MANUAL	yes
sanmarcos	United States	SMGeoESPT2	GC-BILI-X2PT-CLEF2006	es	TD	AUTOMATIC	yes

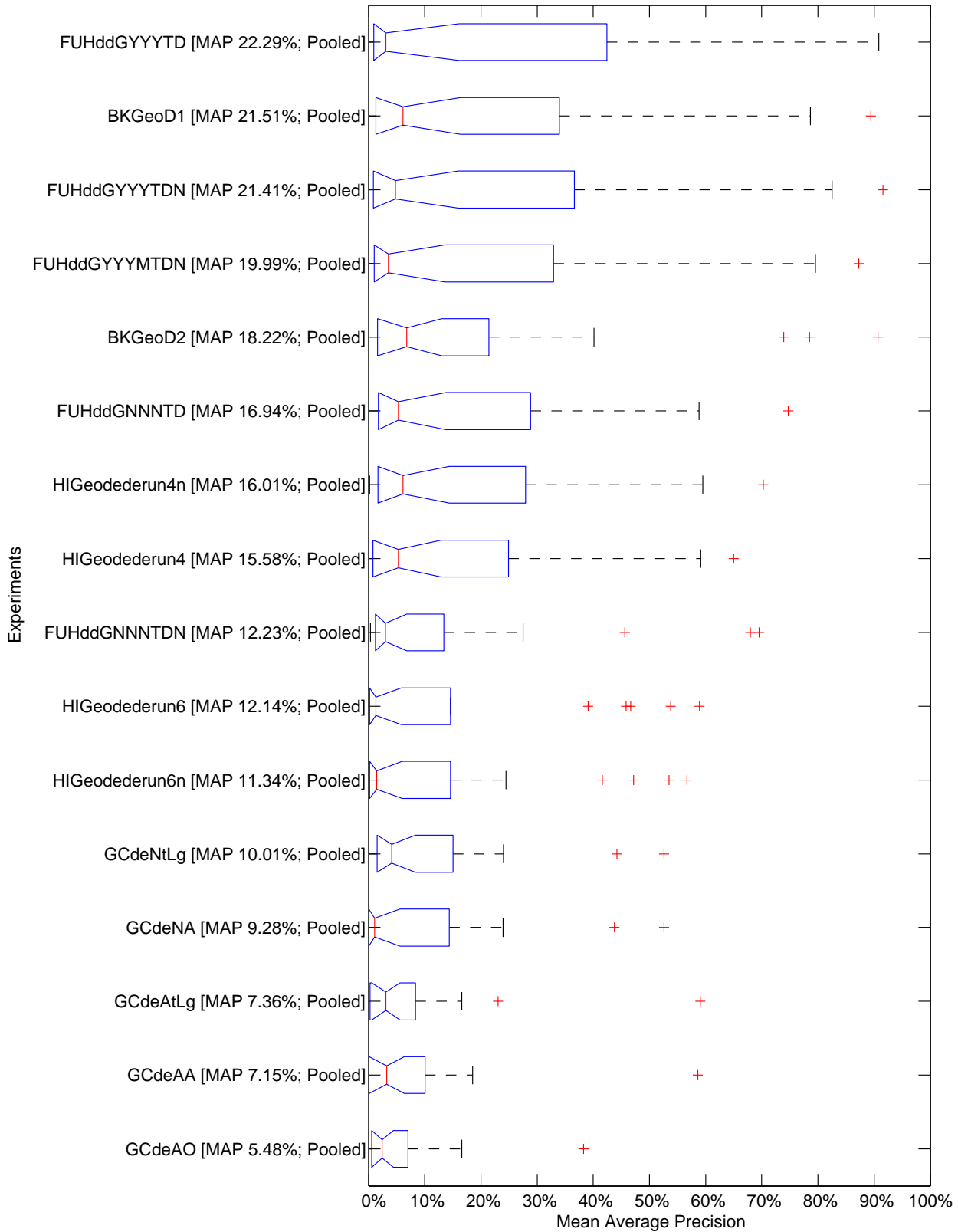


## **Track Overview Results and Graphs**



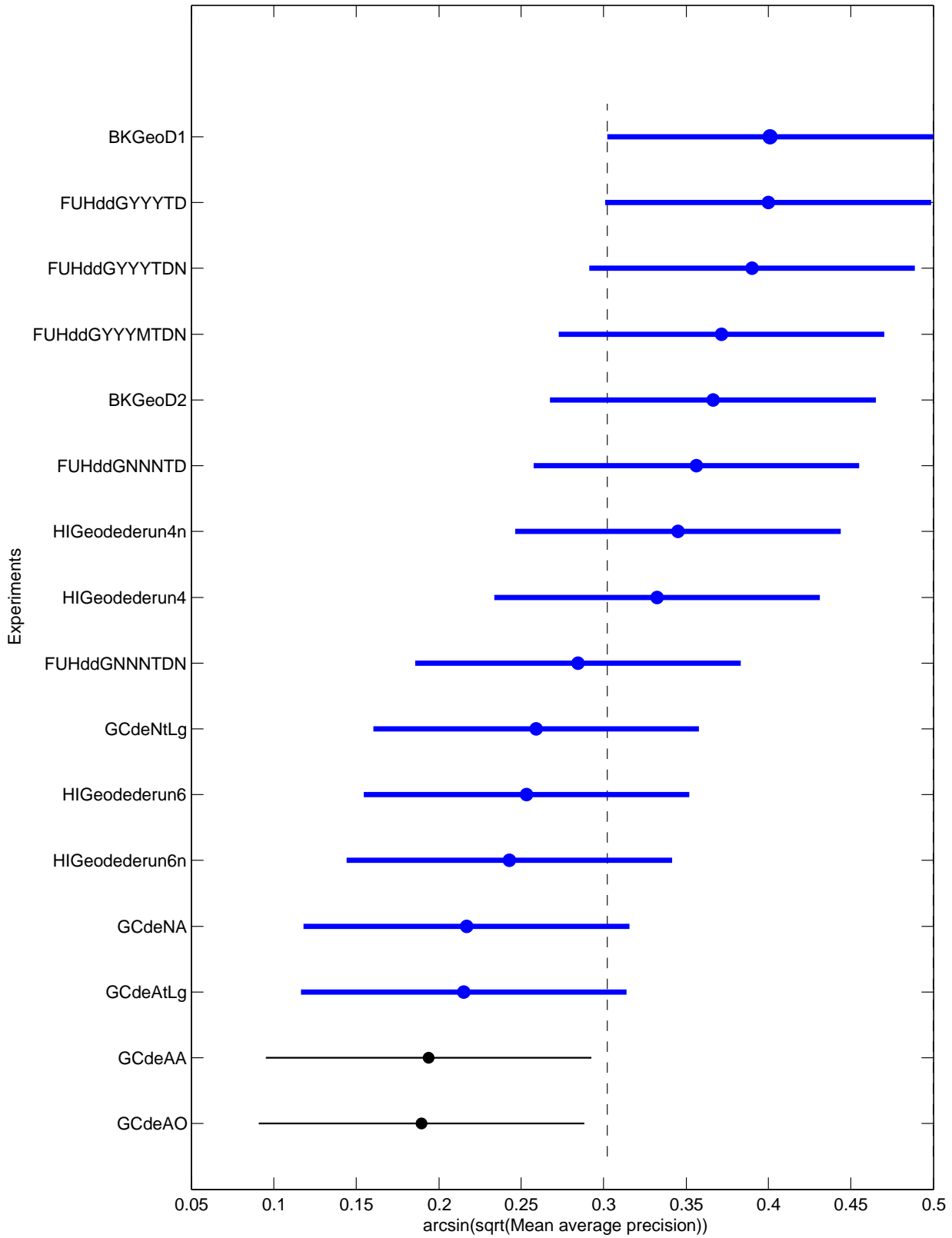


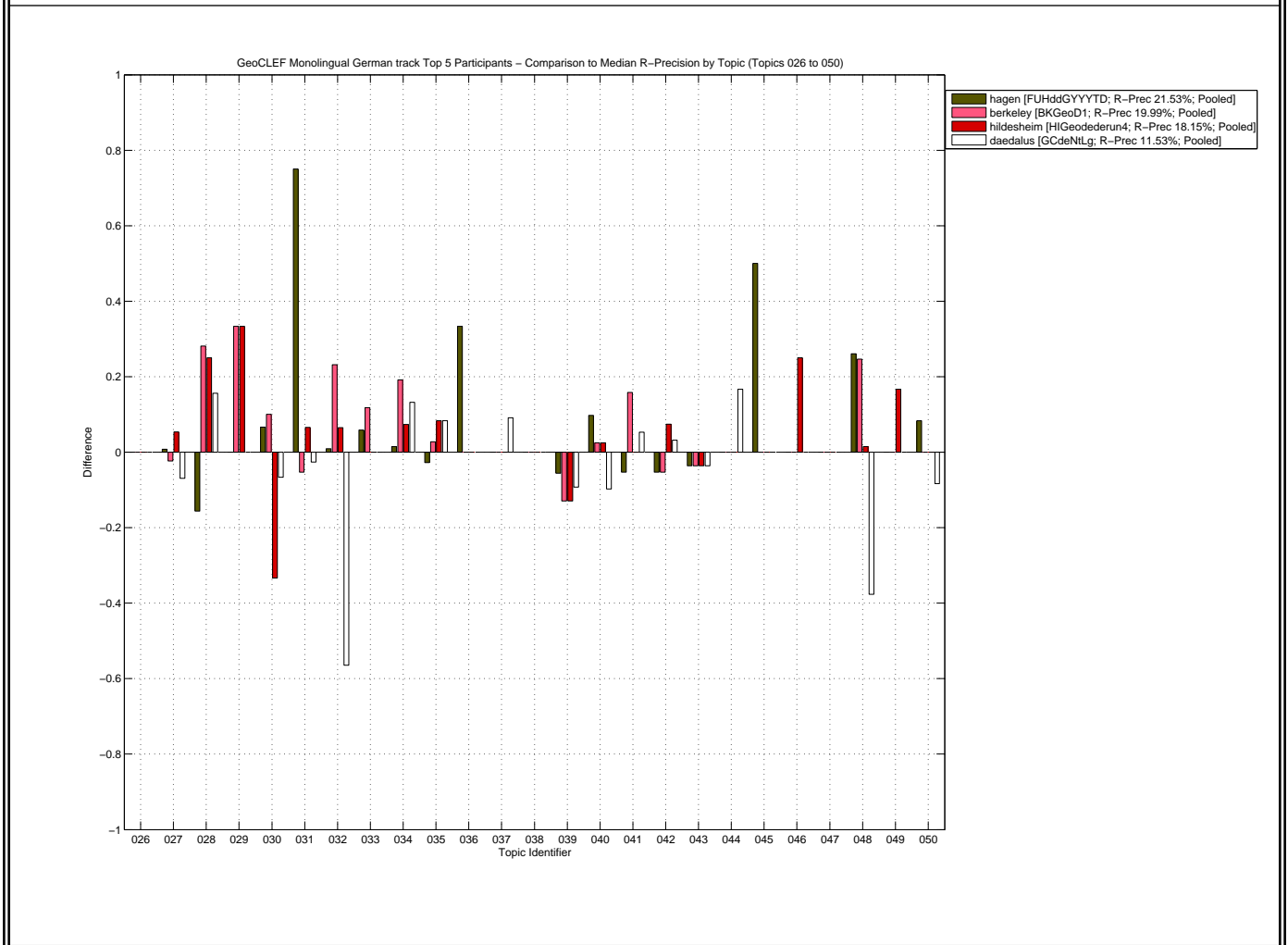
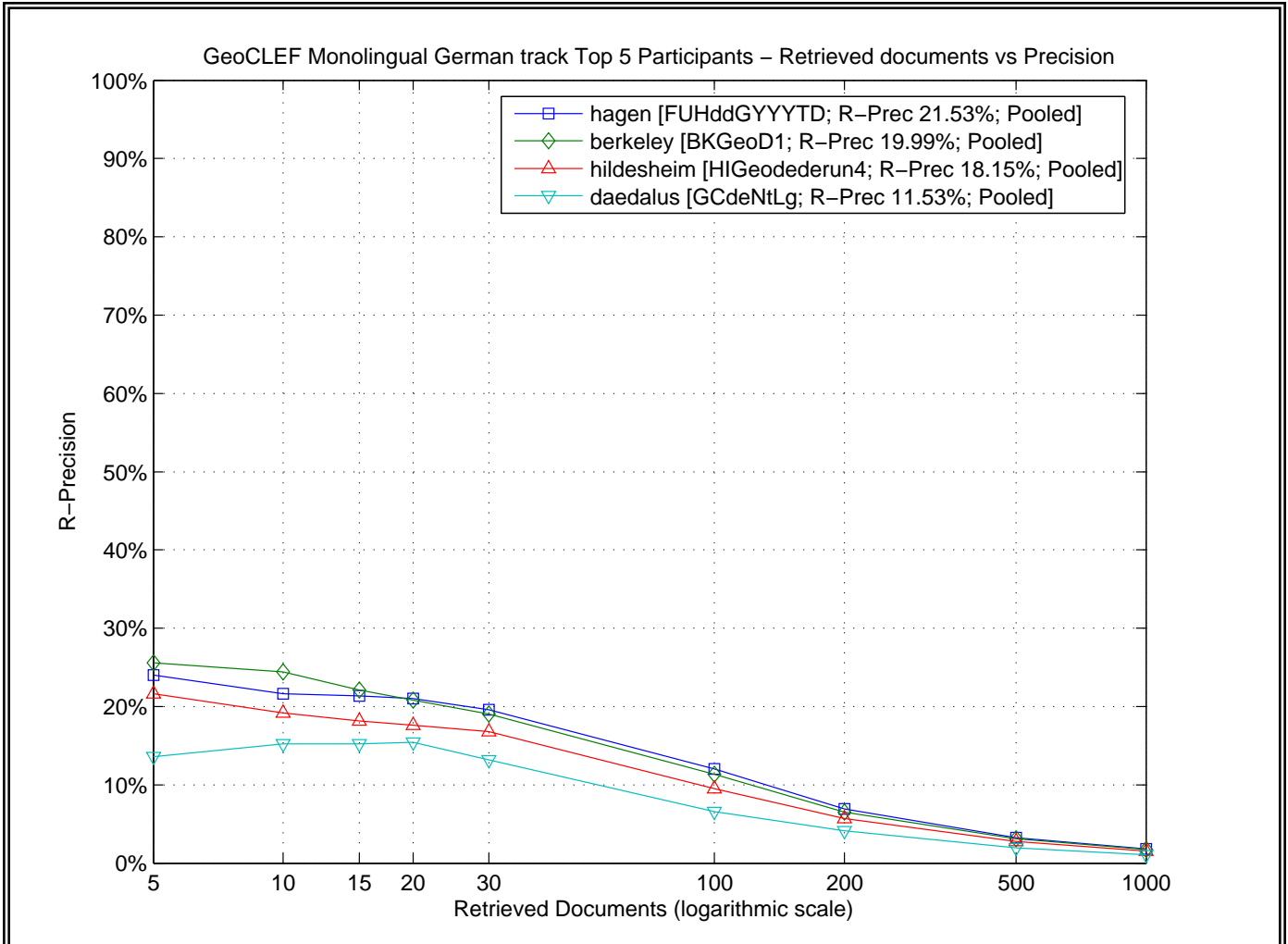
GeoCLEF Monolingual German track – Box Plot of the Topics

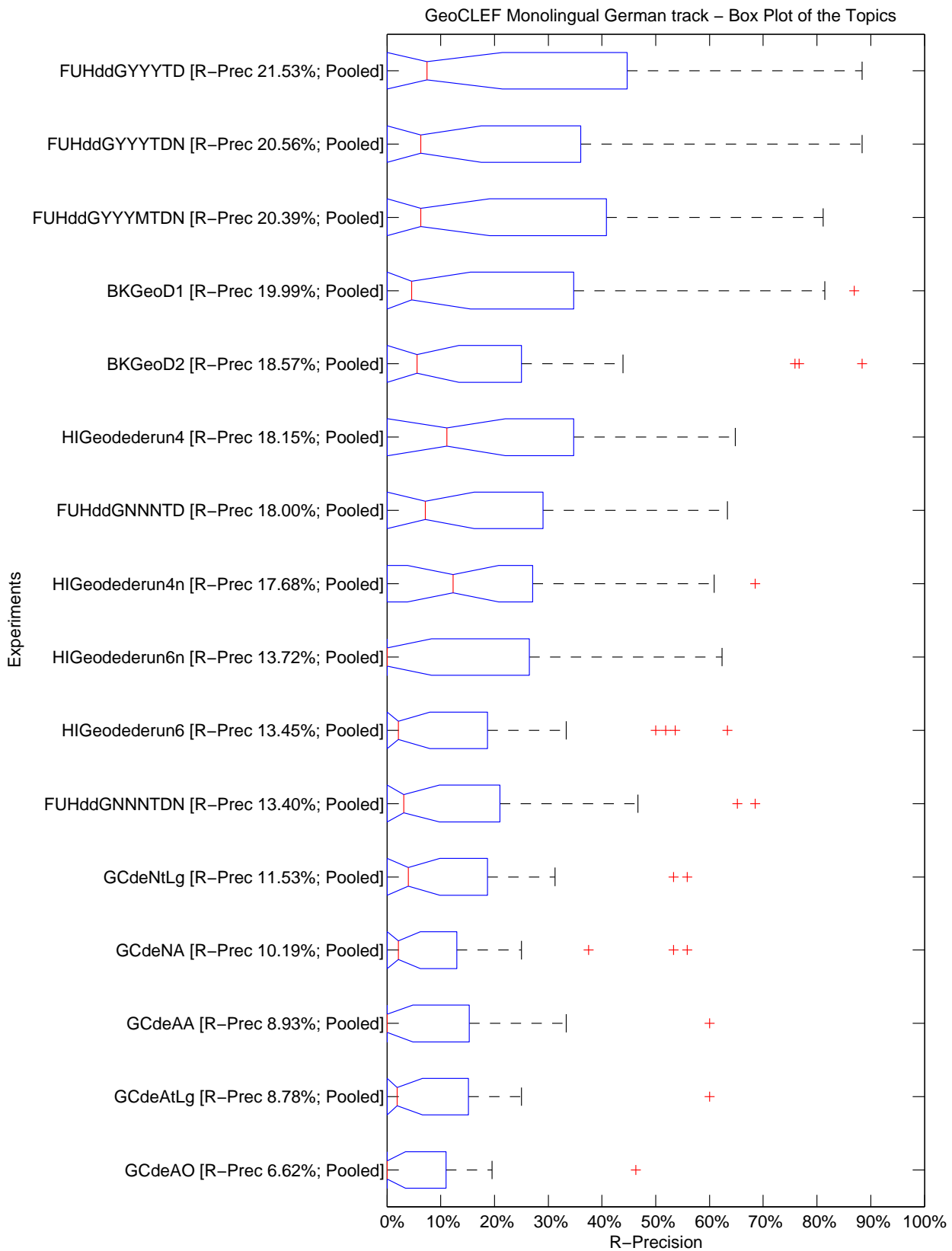




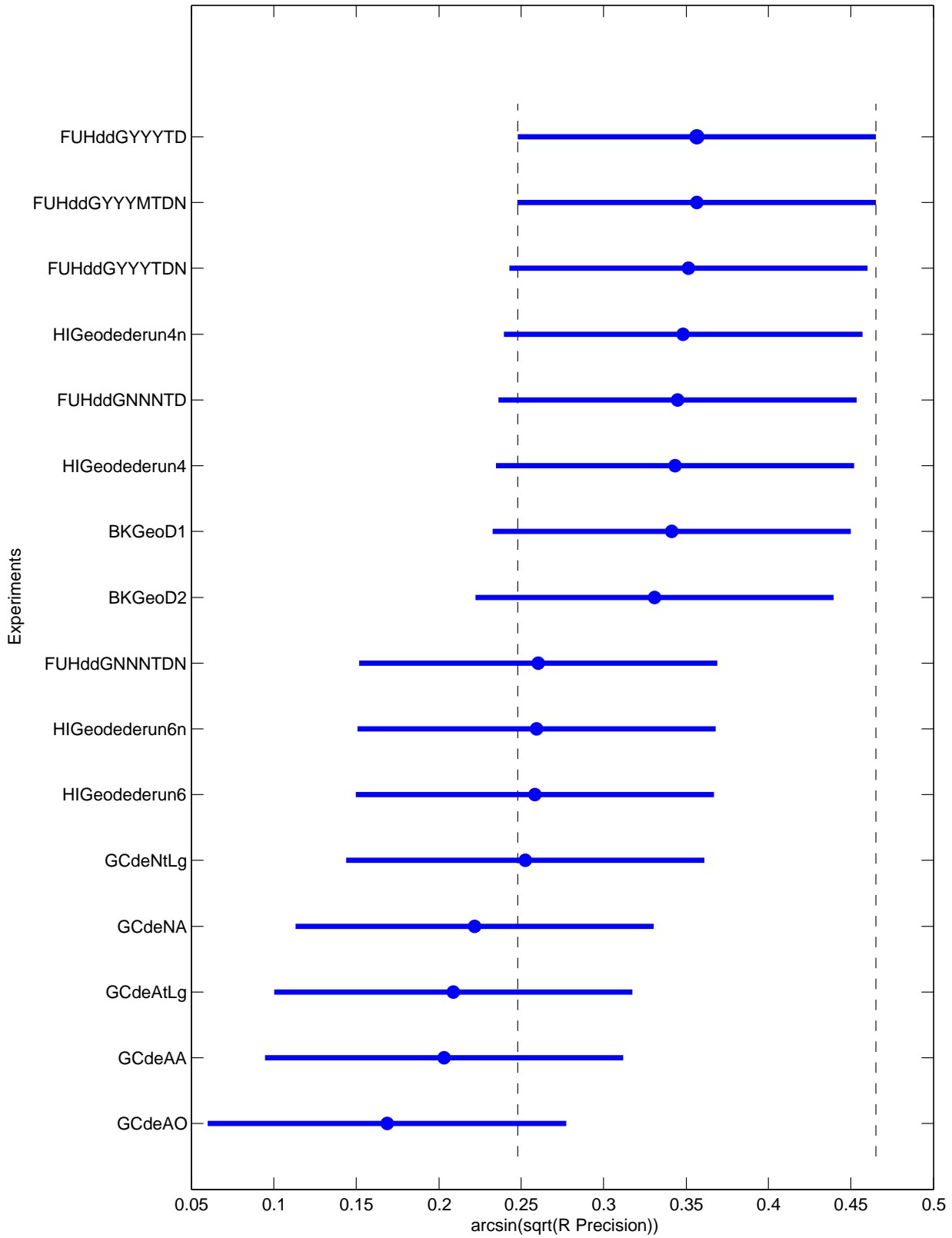
GeoCLEF Monolingual German track – Tukey T test with "top group" highlighted





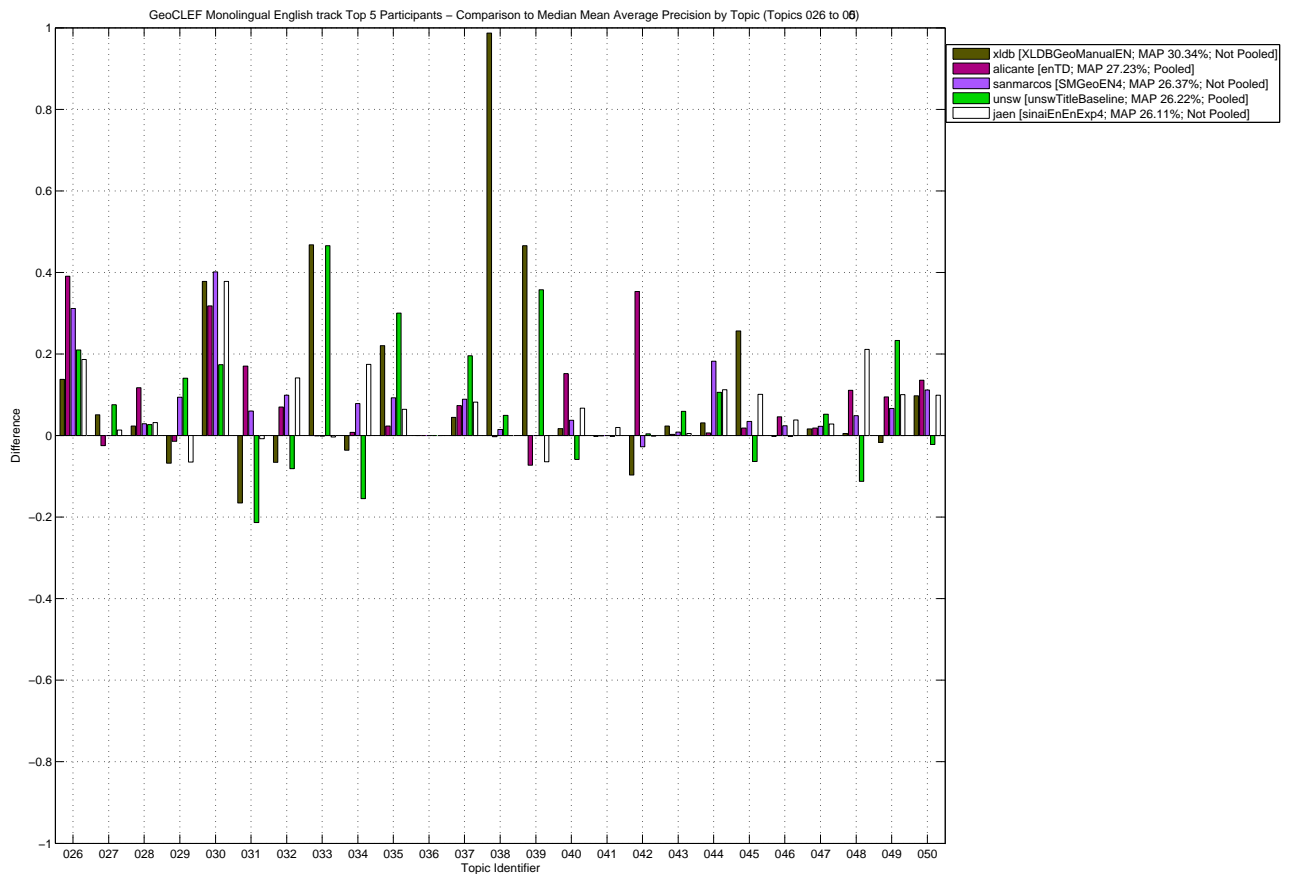
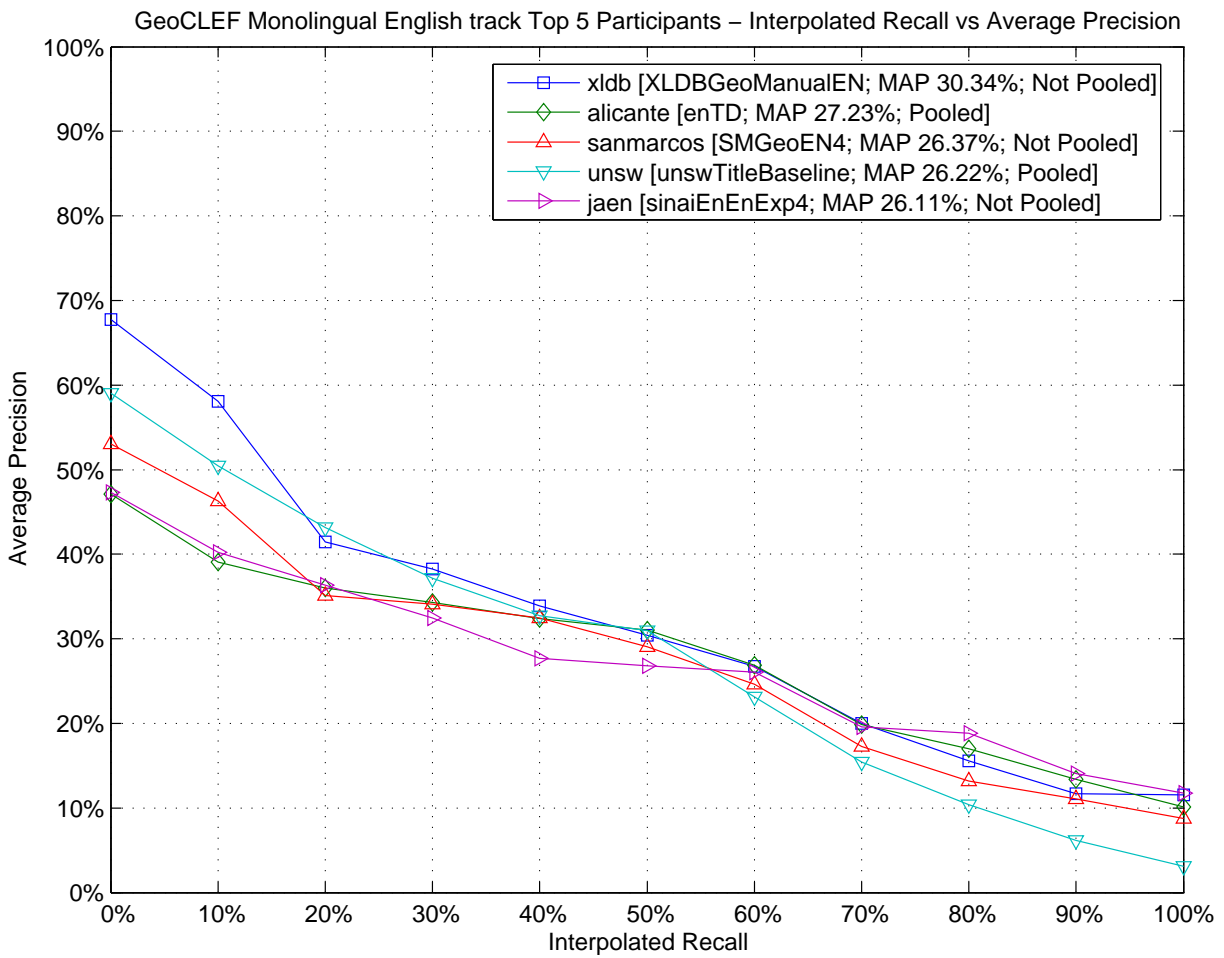


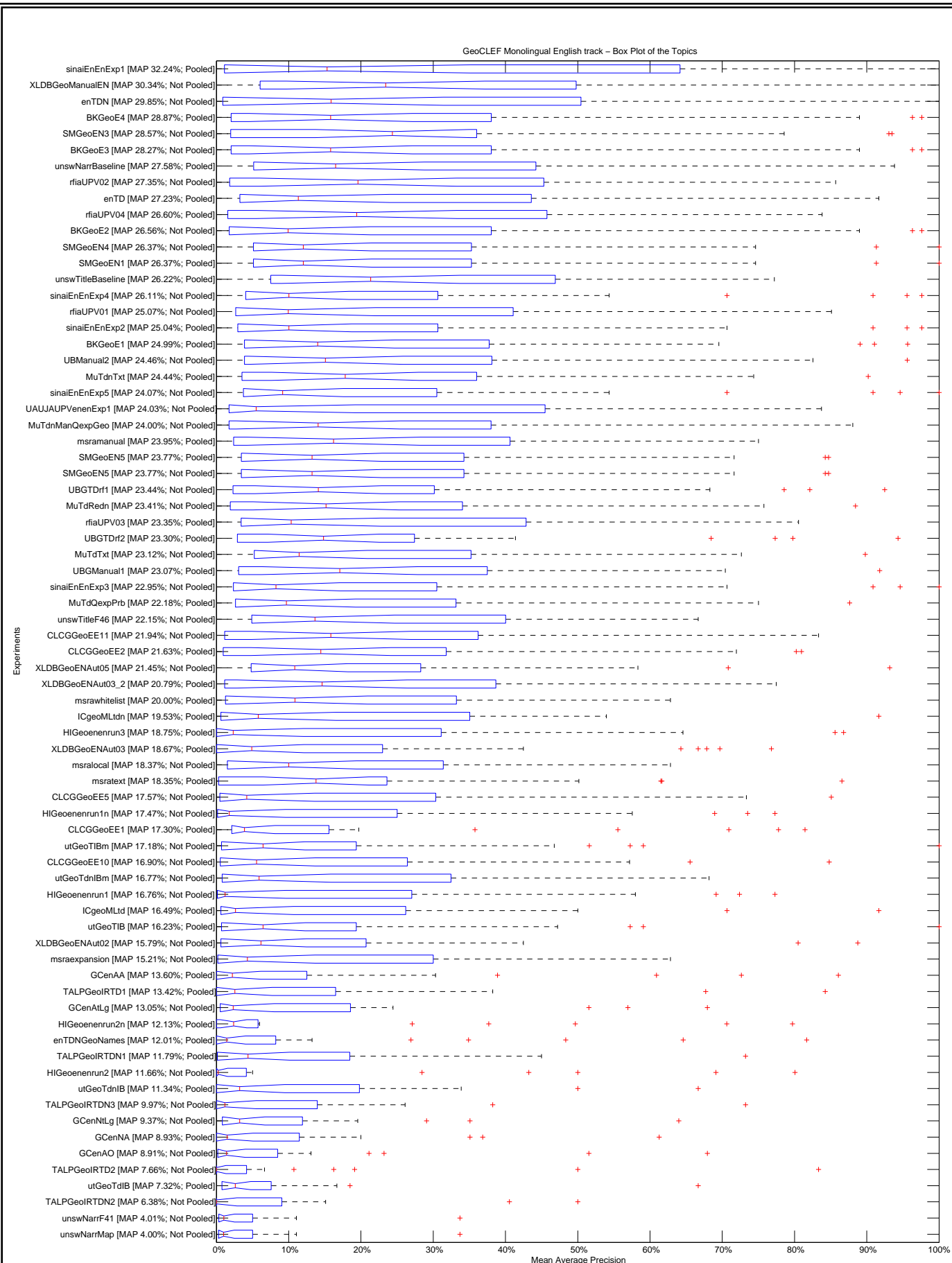
GeoCLEF Monolingual German track – Tukey T test with "top group" highlighted



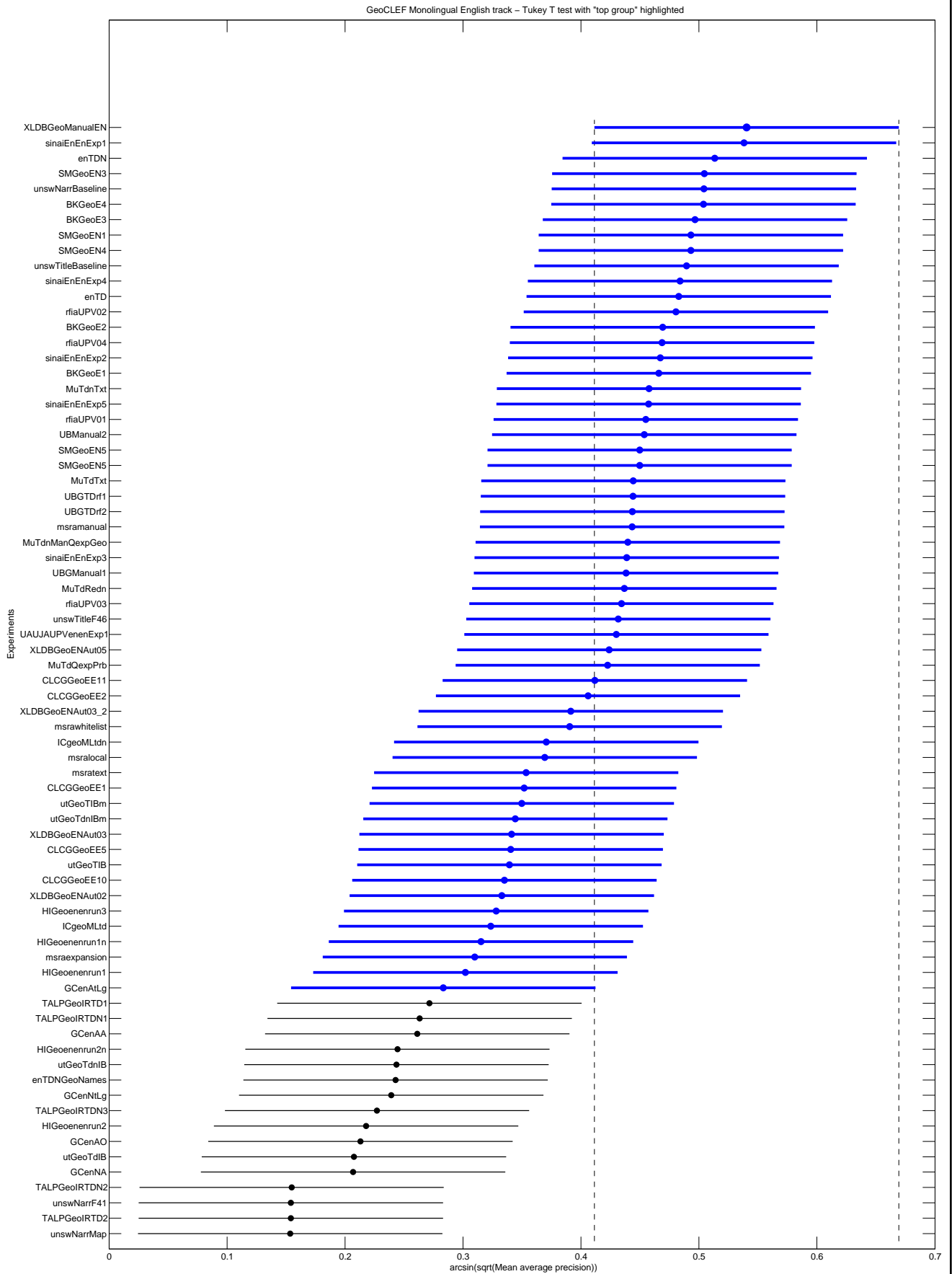
Topic	Average Precision							R-Precision						
	Minimum	1st Q.	Median	3rd Q.	Maximum	Mean	Std	Minimum	1st Q.	Median	3rd Q.	Maximum	Mean	Std
026	0.0000	0.0004	0.0012	0.0040	0.0172	0.0034	0.0050	0.0000	0.0000	0.0000	0.0000	0.0000	0.0000	0.0000
027	0.0000	0.0020	0.0135	0.0209	0.0359	0.0132	0.0106	0.0000	0.0231	0.0692	0.1154	0.1385	0.0683	0.0512
028	0.0000	0.0084	0.0745	0.2362	0.3916	0.1238	0.1293	0.0000	0.0156	0.1562	0.3438	0.4375	0.1855	0.1736
029	0.0011	0.0193	0.0716	0.3494	0.4667	0.1629	0.1739	0.0000	0.0000	0.0000	0.3333	0.3333	0.1458	0.1708
030	0.1256	0.4398	0.5873	0.6712	0.7862	0.5300	0.1906	0.1000	0.5000	0.6000	0.6333	0.7667	0.5354	0.1832
031	0.0023	0.0230	0.0507	0.1284	0.8249	0.1912	0.3124	0.0000	0.0329	0.0658	0.2171	0.8158	0.2097	0.2943
032	0.0023	0.2005	0.6070	0.6648	0.7861	0.4625	0.2885	0.0185	0.2407	0.5833	0.6667	0.8148	0.4711	0.2834
033	0.0018	0.0221	0.0573	0.0909	0.1176	0.0560	0.0413	0.0000	0.0000	0.0588	0.1176	0.1765	0.0772	0.0670
034	0.0000	0.0738	0.4100	0.4744	0.6704	0.3121	0.2253	0.0000	0.0882	0.4265	0.4706	0.6176	0.3143	0.2239
035	0.0000	0.0048	0.0305	0.0675	0.1231	0.0377	0.0349	0.0000	0.0000	0.0278	0.0556	0.1667	0.0417	0.0517
036	0.0000	0.0018	0.0079	0.0495	0.4167	0.0873	0.1627	0.0000	0.0000	0.0000	0.0000	0.3333	0.0625	0.1344
037	0.0000	0.0001	0.0065	0.0878	0.2303	0.0531	0.0851	0.0000	0.0000	0.0000	0.0909	0.2727	0.0511	0.0876
038	0.0000	0.0072	0.0221	0.0962	0.2381	0.0635	0.0765	0.0000	0.0000	0.0000	0.0000	0.0000	0.0000	0.0000
039	0.0004	0.0133	0.0690	0.2032	0.3491	0.1119	0.1171	0.0000	0.0370	0.1296	0.2037	0.4074	0.1319	0.1194
040	0.0000	0.1421	0.2841	0.3259	0.4016	0.2285	0.1237	0.0000	0.2073	0.3659	0.4268	0.4878	0.3110	0.1507
041	0.0000	0.0091	0.0180	0.0491	0.2184	0.0441	0.0649	0.0000	0.0000	0.0526	0.1053	0.2105	0.0592	0.0716
042	0.0062	0.0167	0.0409	0.0706	0.1273	0.0468	0.0339	0.0000	0.0319	0.0532	0.1383	0.2128	0.0785	0.0635
043	0.0016	0.0090	0.0178	0.0329	0.0617	0.0239	0.0194	0.0000	0.0000	0.0357	0.0714	0.1429	0.0446	0.0513
044	0.0023	0.0079	0.0132	0.0233	0.3340	0.0463	0.0902	0.0000	0.0000	0.0000	0.0000	0.3333	0.0417	0.0962
045	0.0000	0.0003	0.0166	0.0635	0.6250	0.0652	0.1528	0.0000	0.0000	0.0000	0.0000	0.5000	0.0312	0.1250
046	0.0000	0.0000	0.1612	0.2803	0.5108	0.1782	0.1561	0.0000	0.0000	0.2500	0.2500	0.5000	0.1875	0.1443
047	0.0000	0.0060	0.0299	0.0622	0.3911	0.0515	0.0946	0.0000	0.0000	0.0000	0.0833	0.5000	0.0625	0.1344
048	0.0950	0.2137	0.5931	0.8834	0.9161	0.5646	0.3107	0.1594	0.2464	0.6232	0.8406	0.8841	0.5634	0.2775
049	0.0000	0.0095	0.0432	0.0807	0.1763	0.0529	0.0546	0.0000	0.0000	0.0000	0.0833	0.1667	0.0417	0.0745
050	0.0000	0.0053	0.0373	0.0599	0.0755	0.0352	0.0280	0.0000	0.0000	0.0833	0.0833	0.1667	0.0573	0.0587
<b>ALL</b>	<b>0.0548</b>	<b>0.0965</b>	<b>0.1391</b>	<b>0.1910</b>	<b>0.2229</b>	<b>0.1418</b>	<b>0.0556</b>	<b>0.0662</b>	<b>0.1086</b>	<b>0.1570</b>	<b>0.1928</b>	<b>0.2153</b>	<b>0.1509</b>	<b>0.0486</b>



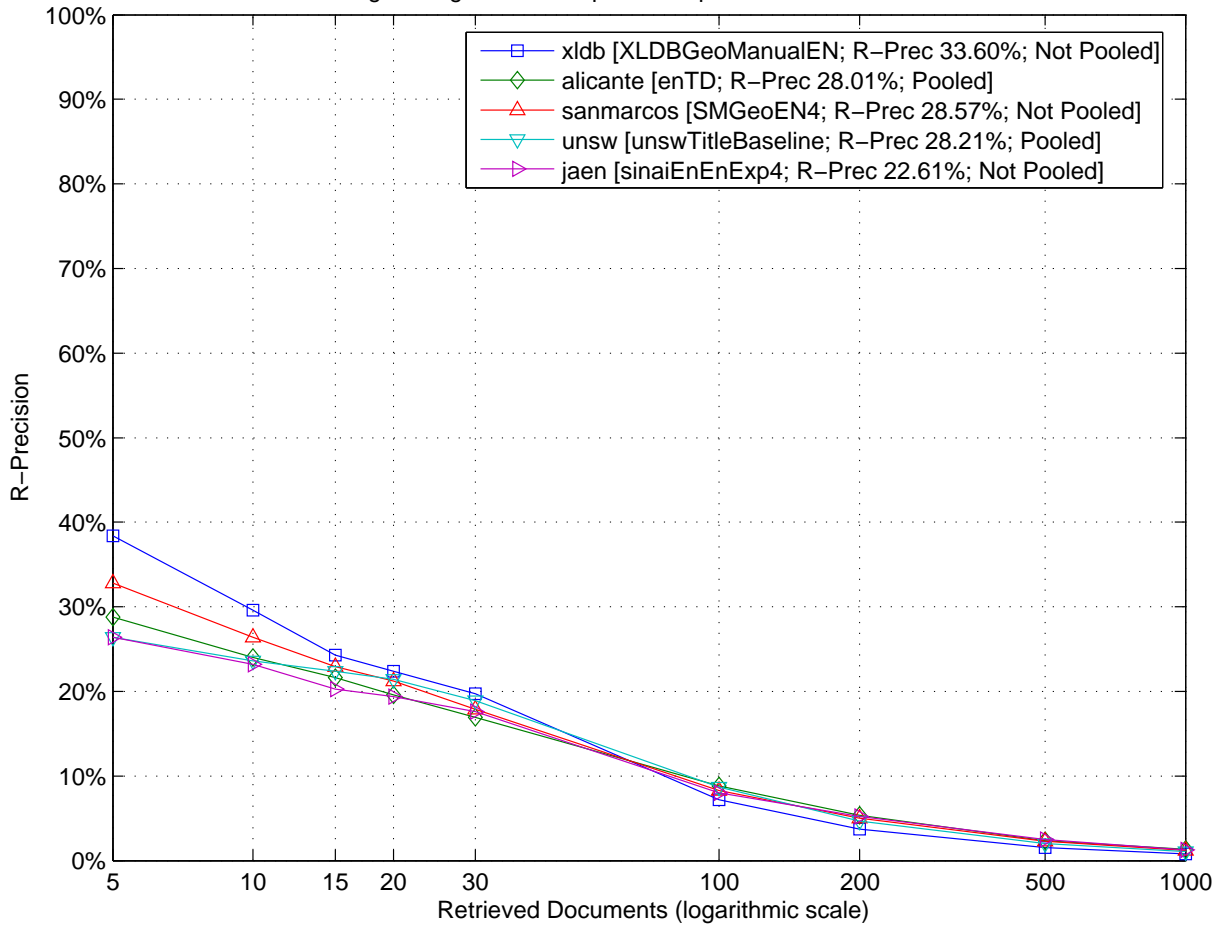




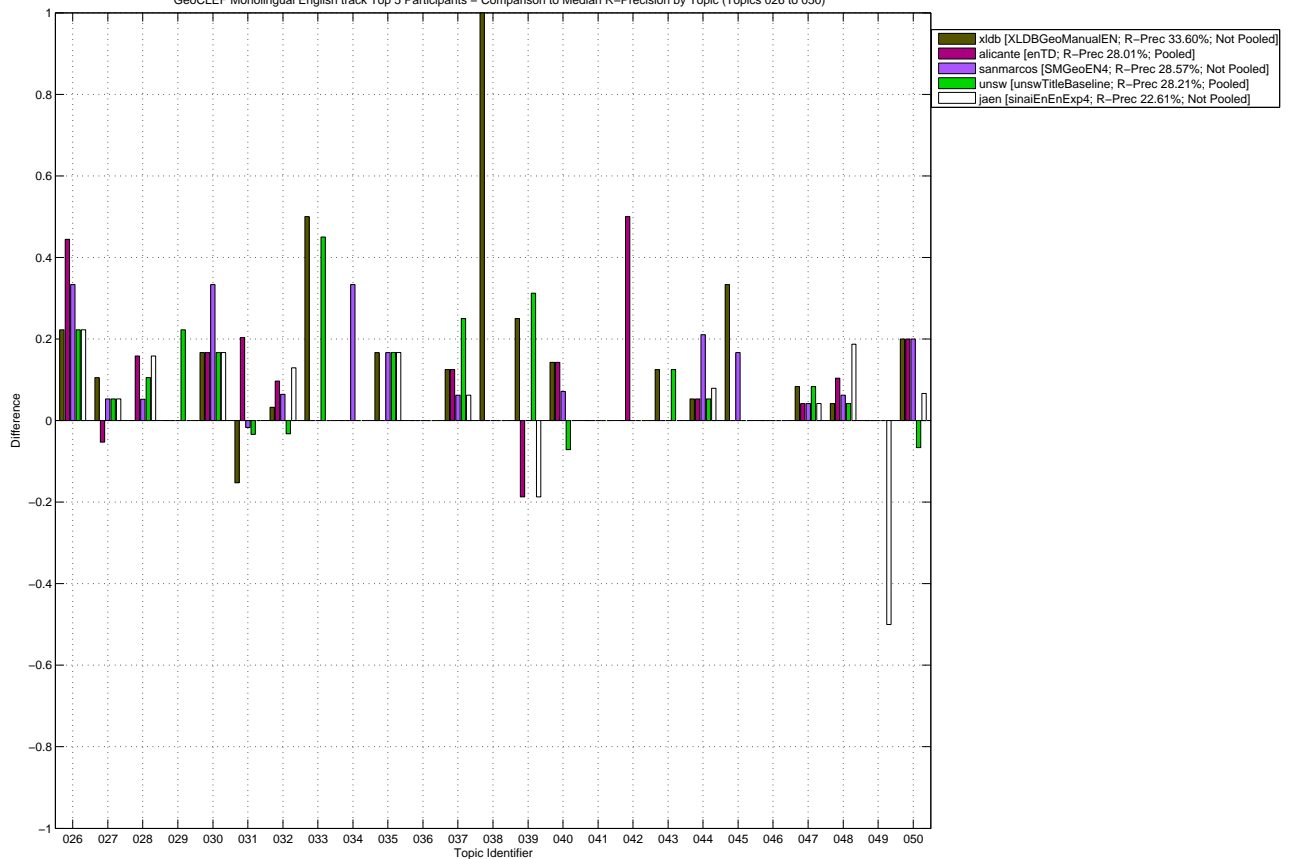


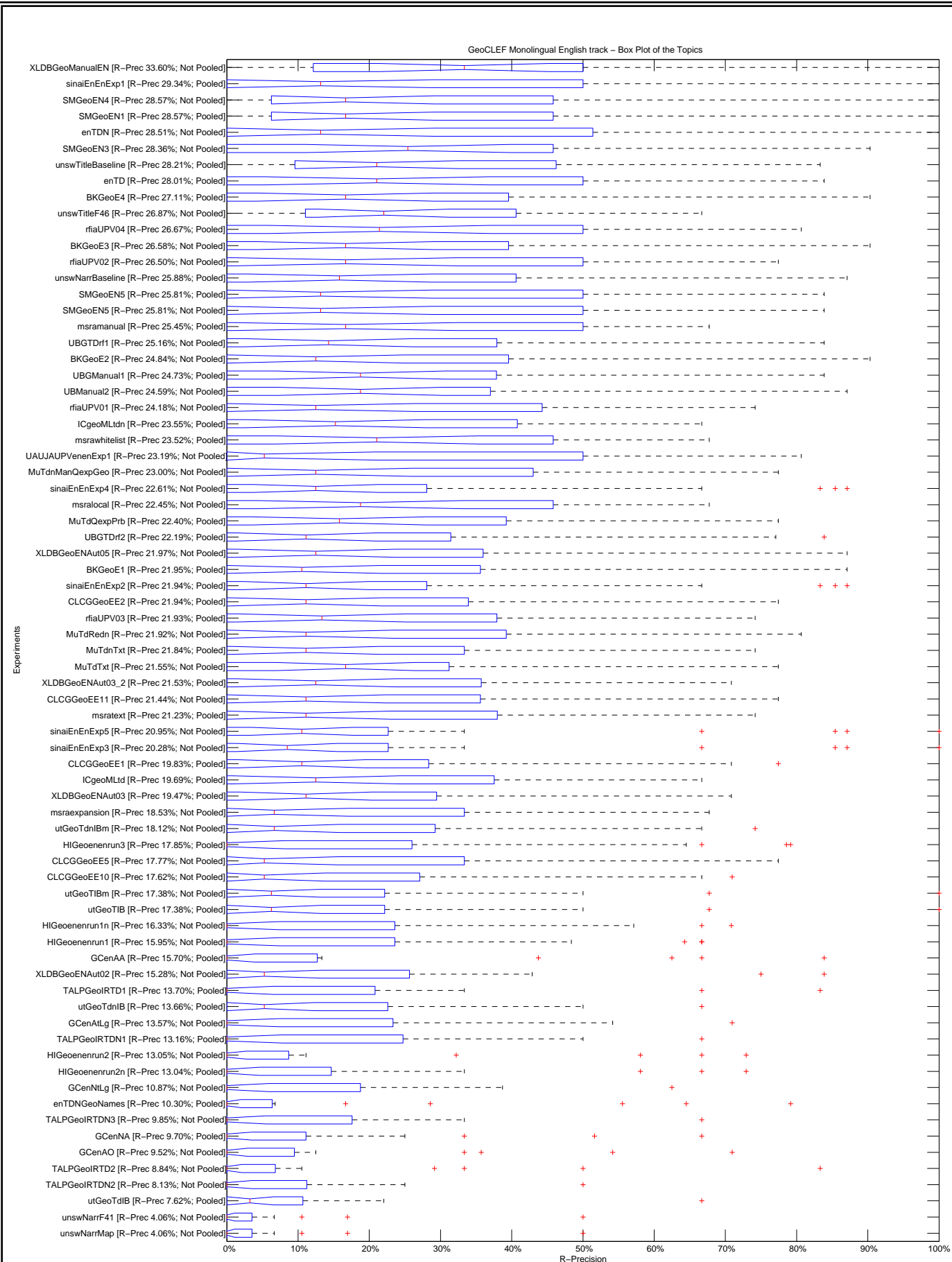


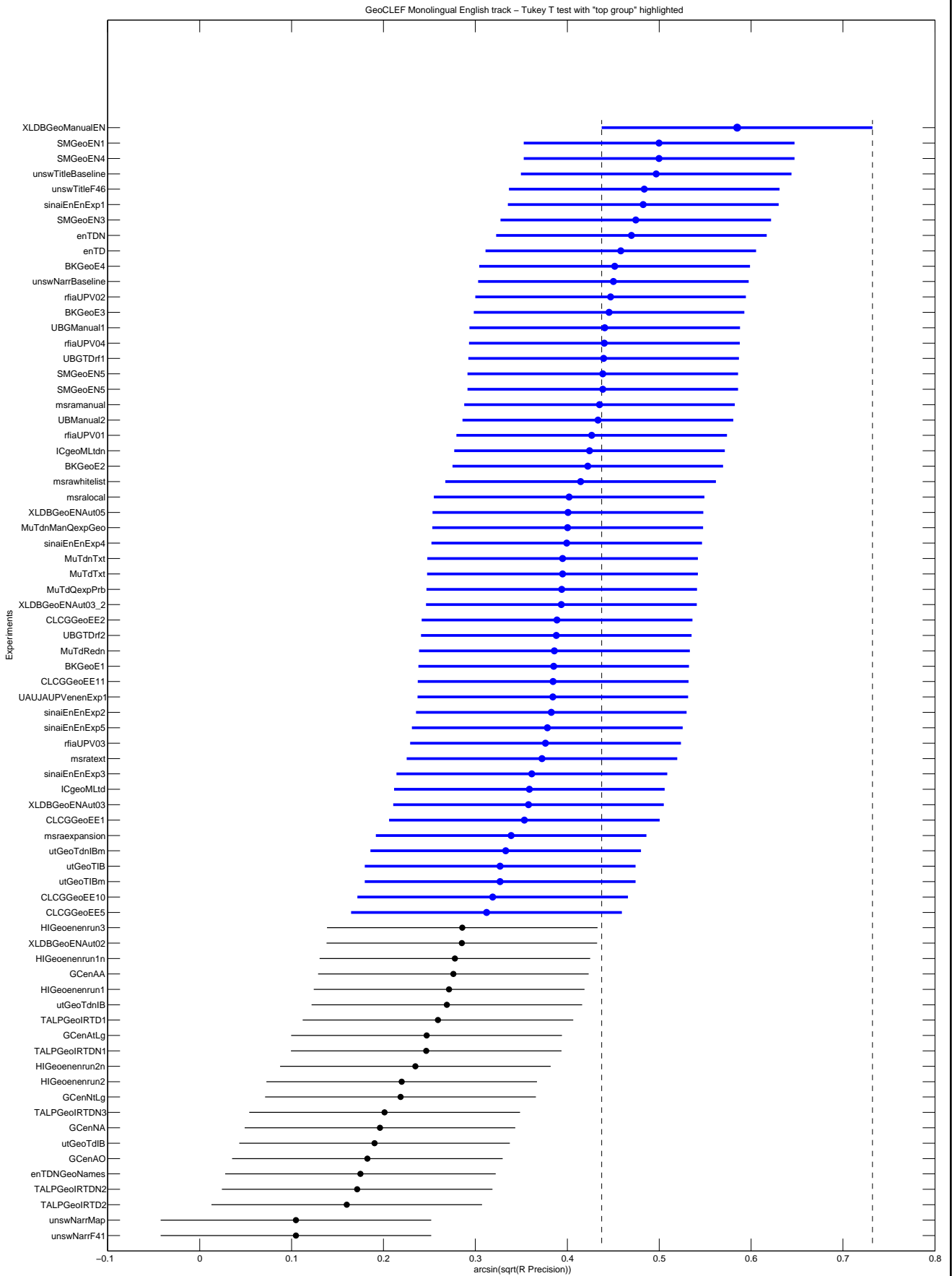
GeoCLEF Monolingual English track Top 5 Participants – Retrieved documents vs Precision



GeoCLEF Monolingual English track Top 5 Participants – Comparison to Median R-Precision by Topic (Topics 026 to 050)

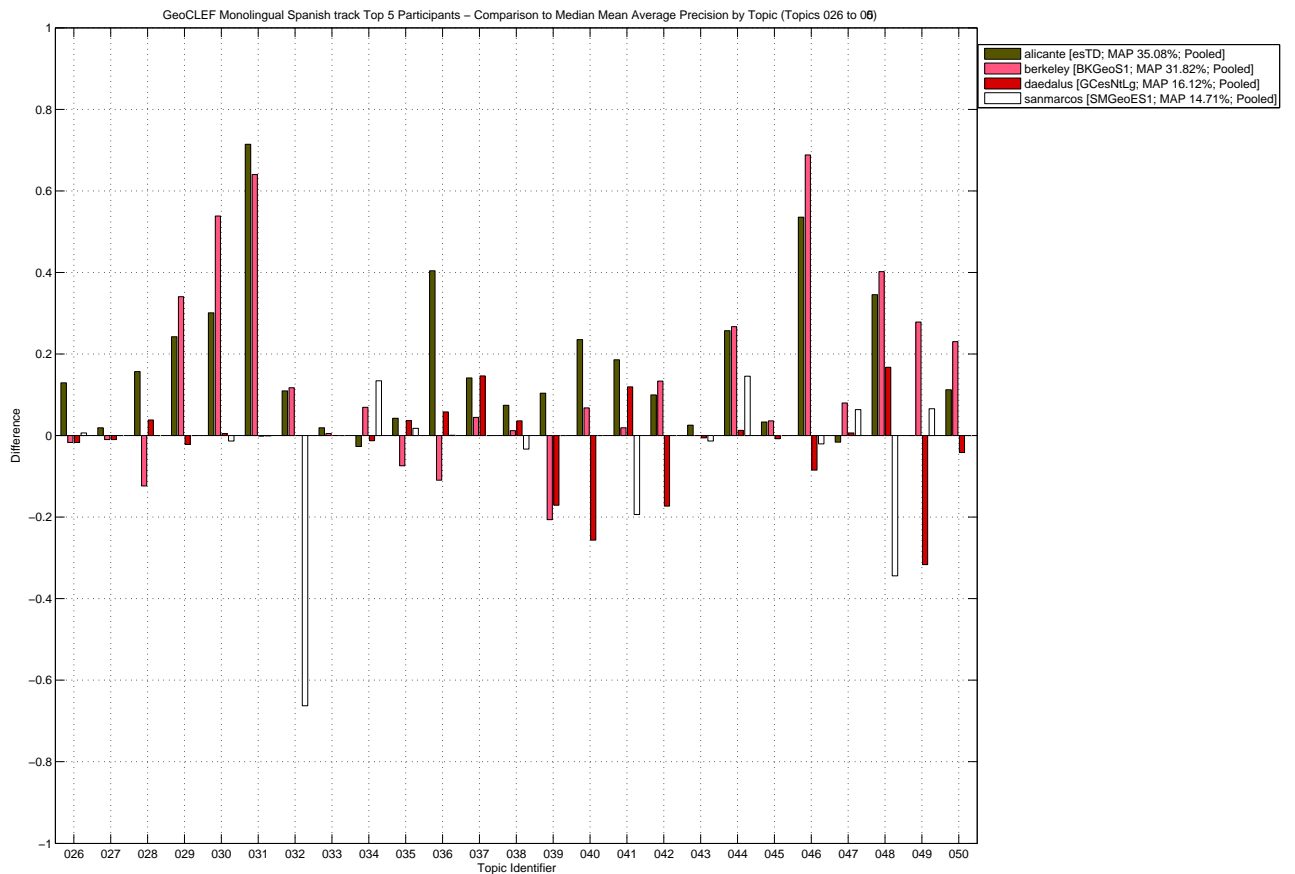
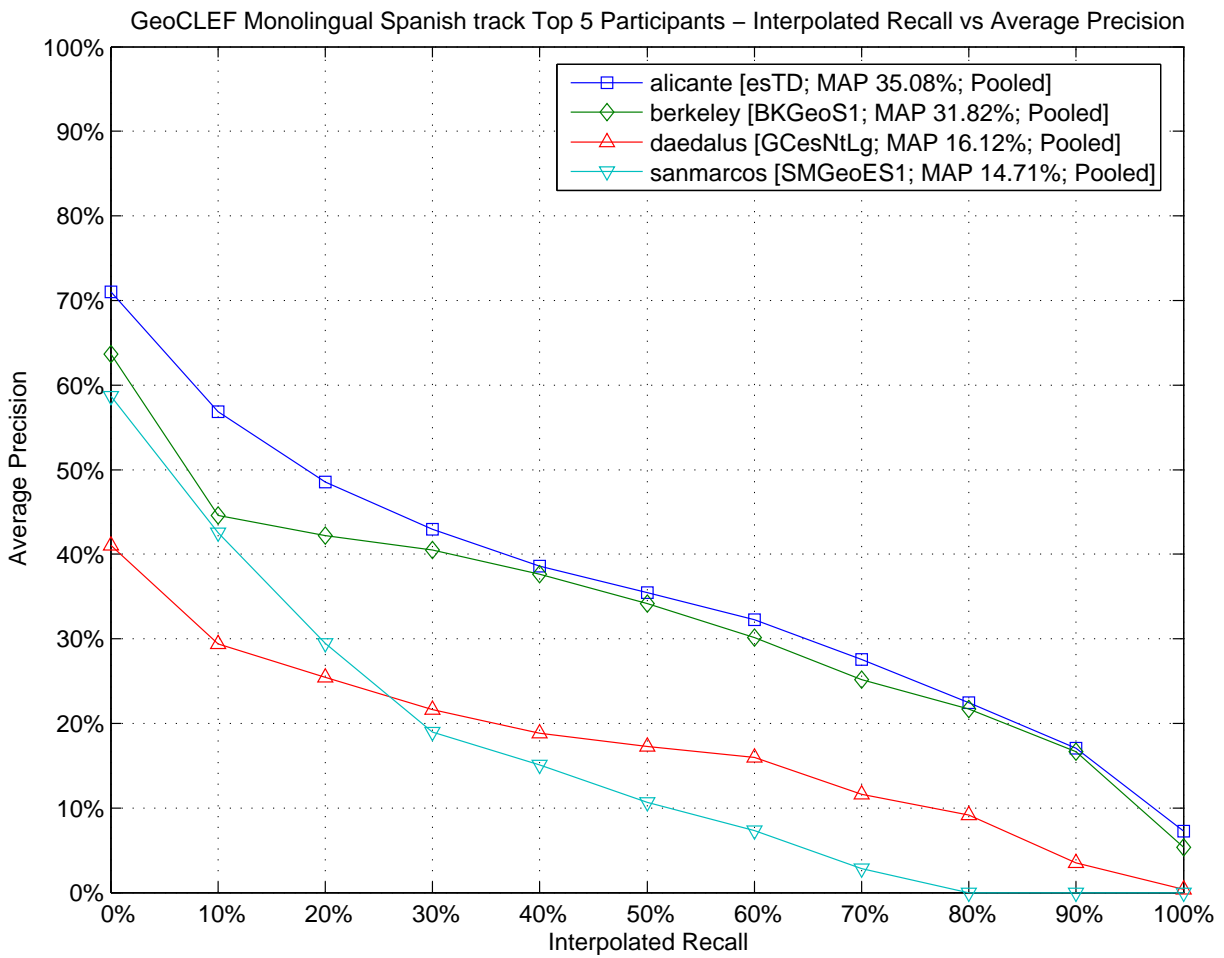


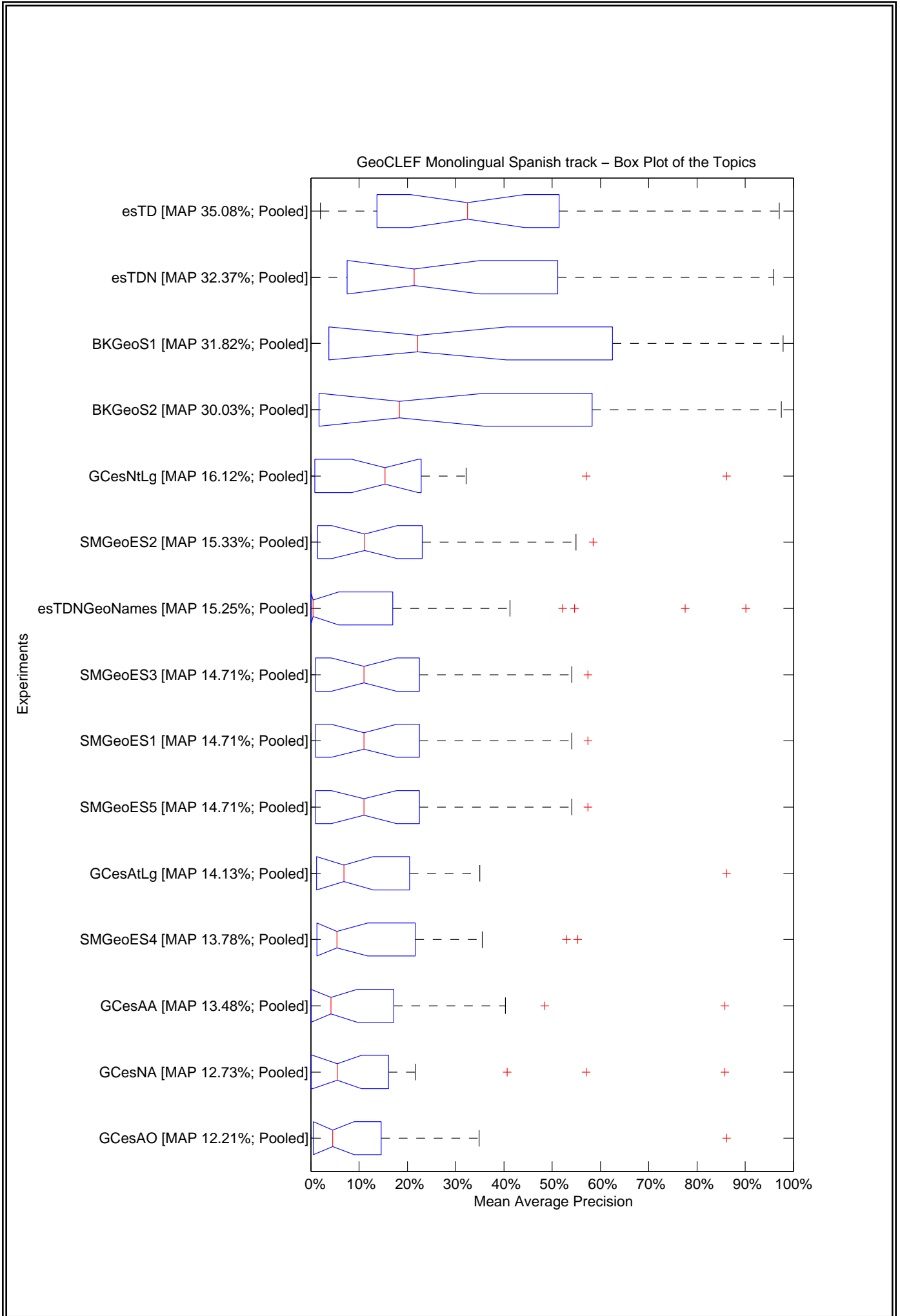




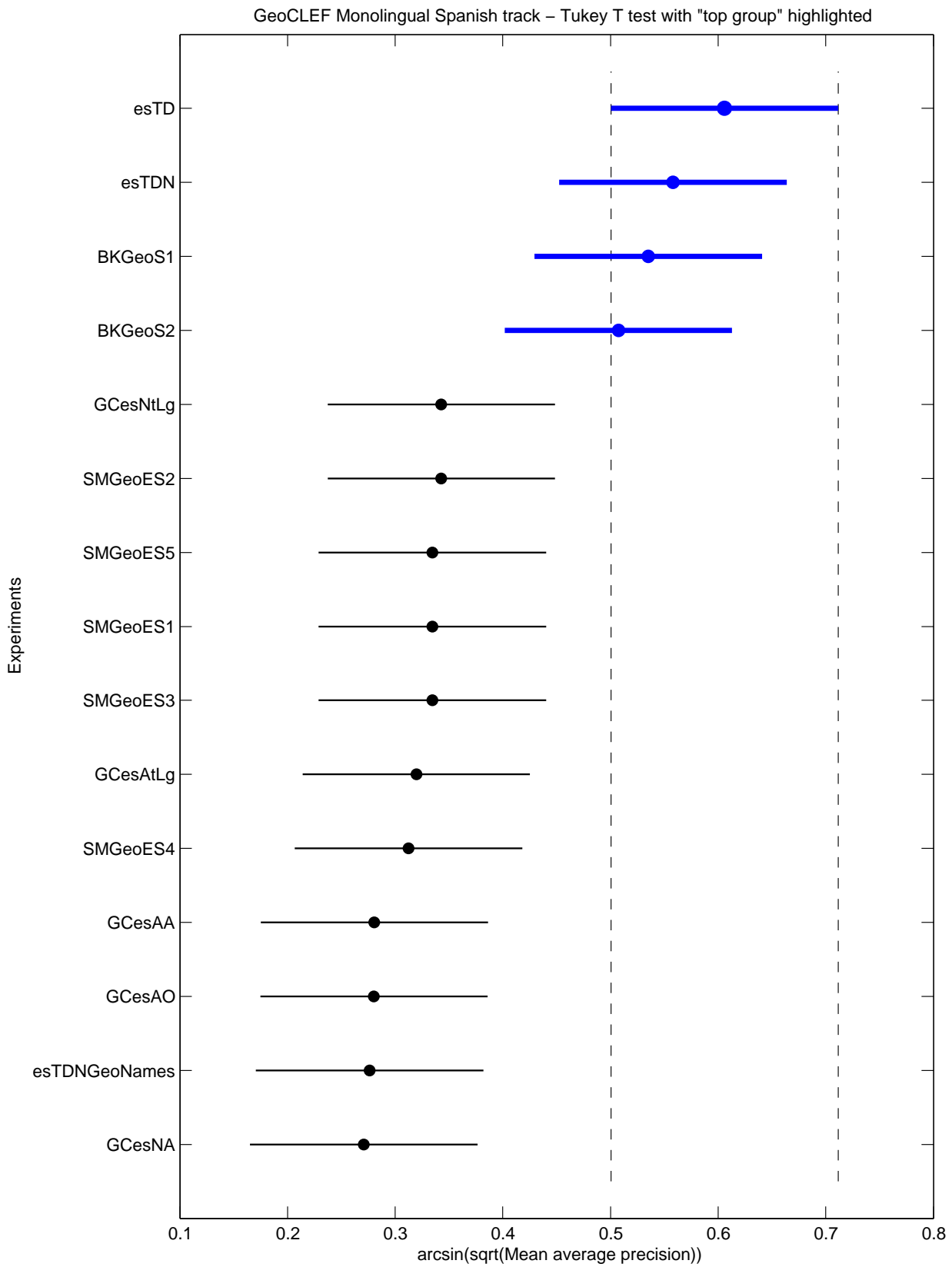
Topic	Average Precision							R-Precision						
	Minimum	1st Q.	Median	3rd Q.	Maximum	Mean	Std	Minimum	1st Q.	Median	3rd Q.	Maximum	Mean	Std
026	0.0000	0.0096	0.0997	0.1511	0.5009	0.1191	0.1294	0.0000	0.0000	0.1111	0.2500	0.5556	0.1553	0.1612
027	0.0000	0.0071	0.0272	0.0605	0.1257	0.0373	0.0367	0.0000	0.0000	0.0526	0.1053	0.2105	0.0620	0.0521
028	0.0000	0.0016	0.0509	0.0948	0.3017	0.0694	0.0789	0.0000	0.0000	0.1053	0.2105	0.4211	0.1211	0.1218
029	0.0000	0.0563	0.1046	0.1983	0.5485	0.1386	0.1084	0.0000	0.1111	0.1111	0.2222	0.6667	0.1598	0.1446
030	0.0000	0.2022	0.5984	0.8356	1.0000	0.5443	0.3362	0.0000	0.2917	0.6667	0.8333	1.0000	0.5137	0.3090
031	0.0105	0.0634	0.2611	0.3582	0.6879	0.2423	0.1662	0.0339	0.1525	0.2542	0.3771	0.6610	0.2730	0.1446
032	0.0000	0.5633	0.8145	0.9047	0.9631	0.6987	0.2725	0.0000	0.6452	0.7419	0.8387	0.9032	0.6757	0.2383
033	0.0000	0.0019	0.0035	0.0142	0.4713	0.0479	0.1163	0.0000	0.0000	0.0000	0.0500	0.5500	0.0644	0.1383
034	0.0000	0.0489	0.3693	0.4167	0.8056	0.2916	0.2039	0.0000	0.0000	0.3333	0.4167	0.6667	0.3242	0.2420
035	0.0000	0.0097	0.0276	0.0781	0.5397	0.0640	0.0994	0.0000	0.0000	0.0000	0.0000	0.5000	0.0479	0.0981
036	0.0000	0.0000	0.0000	0.0000	0.0000	0.0000	0.0000	0.0000	0.0000	0.0000	0.0000	0.0000	0.0000	0.0000
037	0.0000	0.0028	0.0183	0.1002	0.2731	0.0553	0.0668	0.0000	0.0000	0.0625	0.1875	0.3750	0.0933	0.1027
038	0.0000	0.0017	0.0128	0.0331	1.0000	0.0541	0.1384	0.0000	0.0000	0.0000	0.0000	1.0000	0.0137	0.1170
039	0.0000	0.0491	0.1120	0.3437	0.5778	0.1872	0.1558	0.0000	0.0625	0.1875	0.3750	0.5000	0.2149	0.1620
040	0.0000	0.0539	0.2175	0.3213	0.8560	0.2112	0.1861	0.0000	0.0536	0.2143	0.2857	0.7857	0.2084	0.1661
041	0.0000	0.0000	0.0024	0.0086	0.2500	0.0123	0.0412	0.0000	0.0000	0.0000	0.0000	0.2500	0.0068	0.0411
042	0.0000	0.0109	0.0970	0.5016	1.0000	0.2534	0.2866	0.0000	0.0000	0.0000	0.5000	1.0000	0.1918	0.2717
043	0.0000	0.0026	0.0082	0.0259	0.3115	0.0290	0.0583	0.0000	0.0000	0.0000	0.0000	0.3750	0.0342	0.0759
044	0.0000	0.0468	0.1071	0.1595	0.2895	0.1143	0.0731	0.0000	0.1053	0.1579	0.2105	0.3684	0.1583	0.0898
045	0.0000	0.0069	0.0823	0.2265	0.8256	0.1498	0.1894	0.0000	0.0000	0.0000	0.1667	0.8333	0.1301	0.2065
046	0.0000	0.1542	0.6686	0.7083	1.0000	0.5205	0.3059	0.0000	0.2500	0.6667	0.6667	1.0000	0.4840	0.2994
047	0.0000	0.0116	0.0364	0.0647	0.1914	0.0460	0.0418	0.0000	0.0000	0.0417	0.0833	0.2917	0.0559	0.0645
048	0.0625	0.5158	0.6973	0.7856	0.9086	0.6182	0.2347	0.0208	0.5573	0.6667	0.7292	0.8542	0.6084	0.2152
049	0.0000	0.1624	0.2667	0.5000	0.6429	0.2953	0.1969	0.0000	0.0000	0.5000	0.5000	0.5000	0.2534	0.2517
050	0.0000	0.0477	0.1323	0.2303	0.3143	0.1378	0.0974	0.0000	0.0667	0.1333	0.3333	0.4000	0.1726	0.1266
<b>ALL</b>	<b>0.0400</b>	<b>0.1565</b>	<b>0.2163</b>	<b>0.2459</b>	<b>0.3224</b>	<b>0.1975</b>	<b>0.0682</b>	<b>0.0406</b>	<b>0.1589</b>	<b>0.2184</b>	<b>0.2492</b>	<b>0.3360</b>	<b>0.2009</b>	<b>0.0652</b>



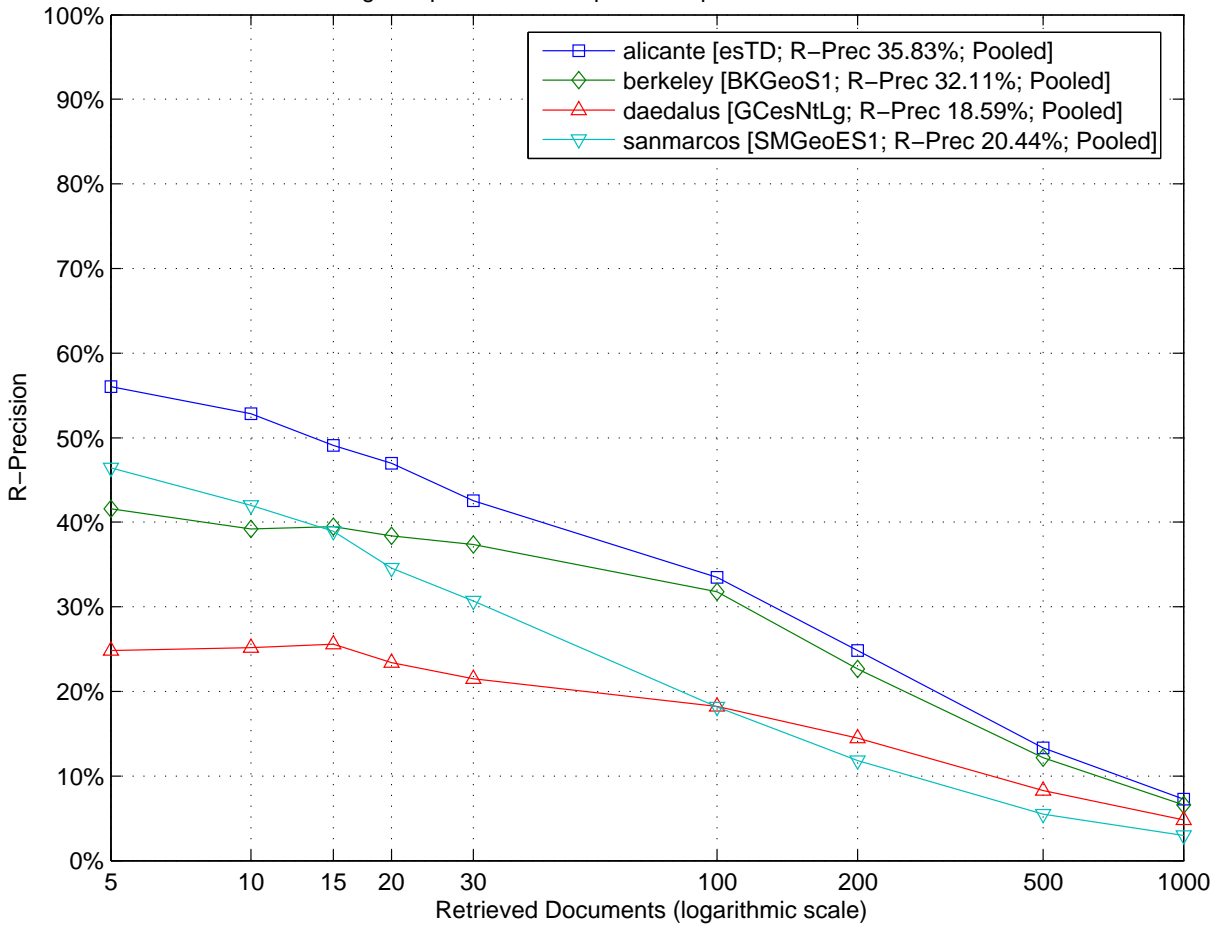




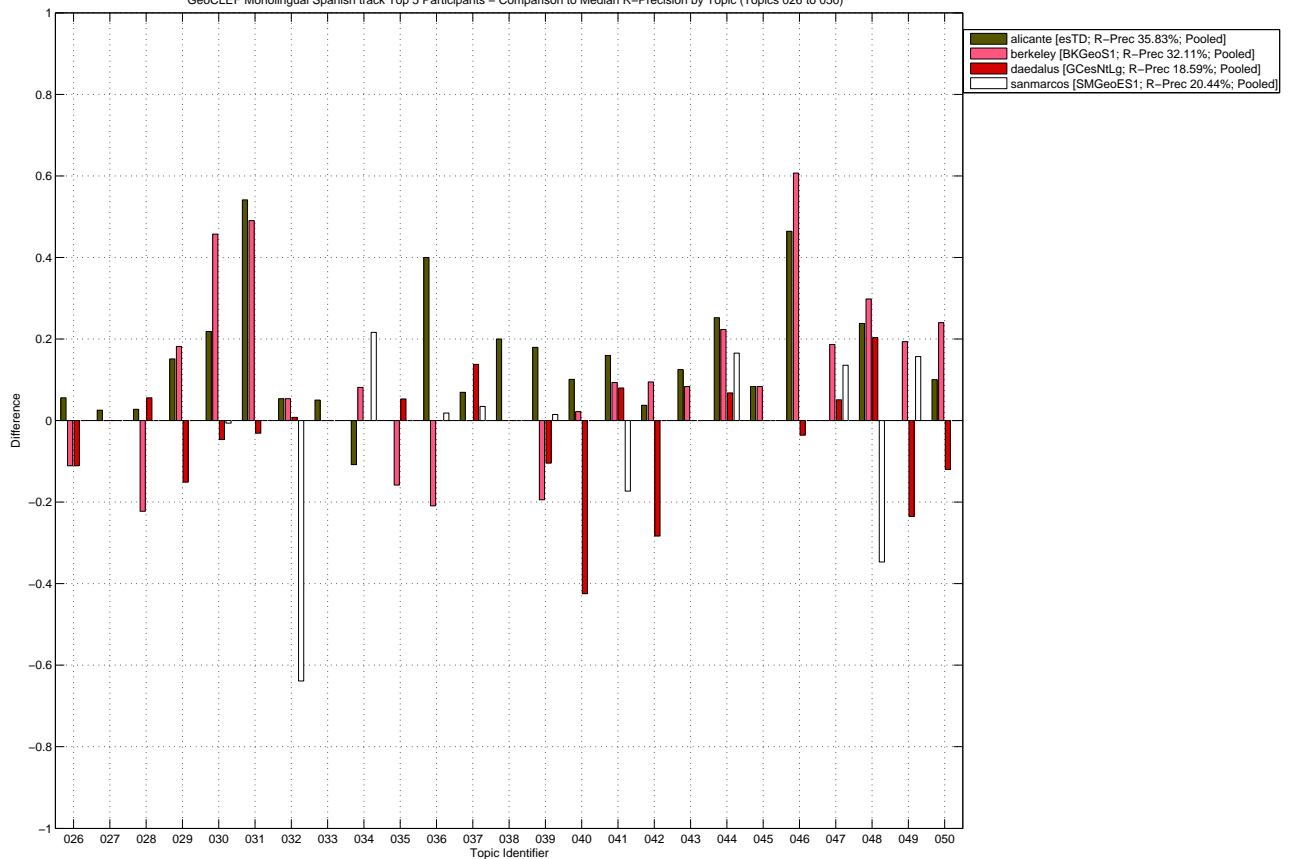




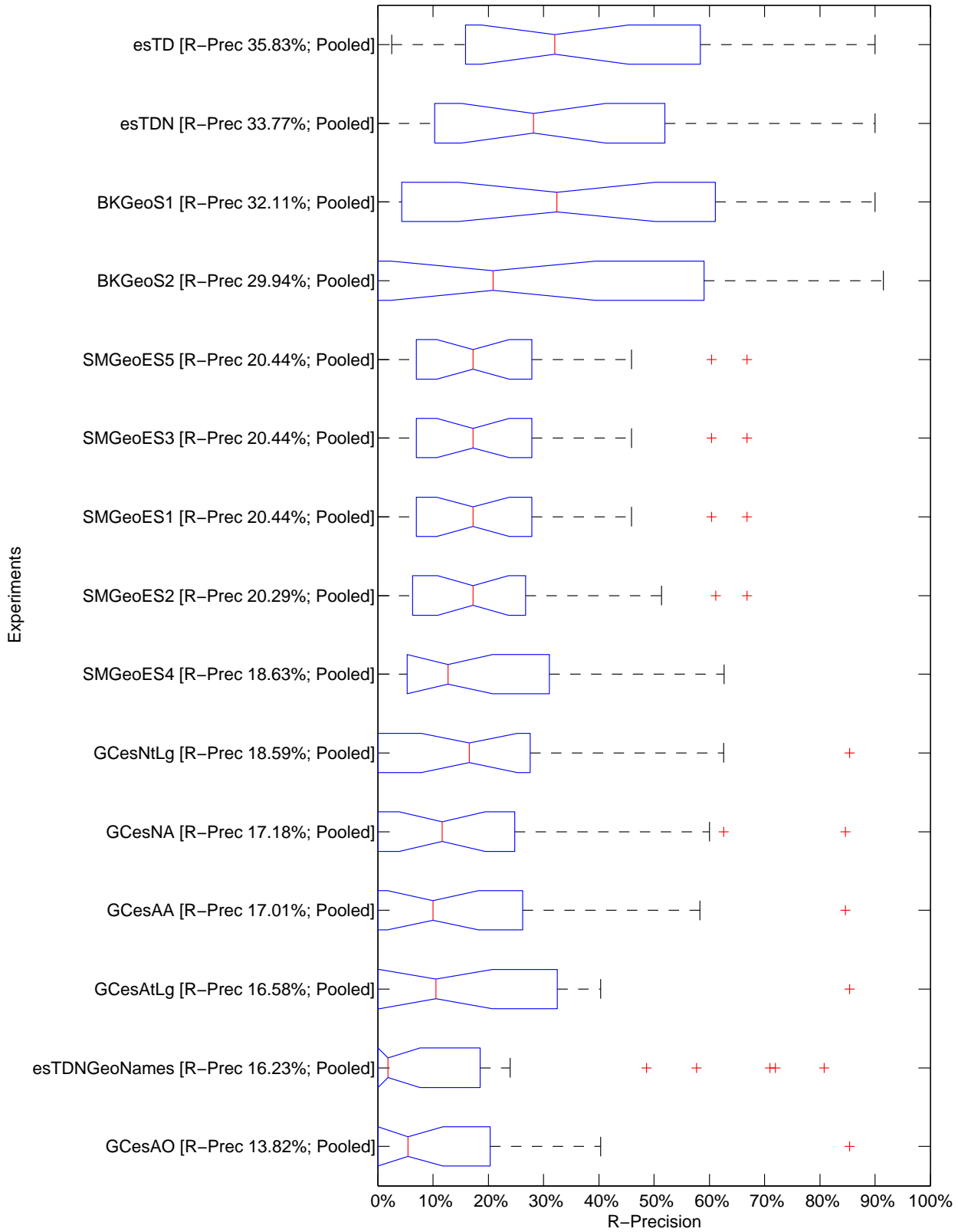
GeoCLEF Monolingual Spanish track Top 5 Participants – Retrieved documents vs Precision



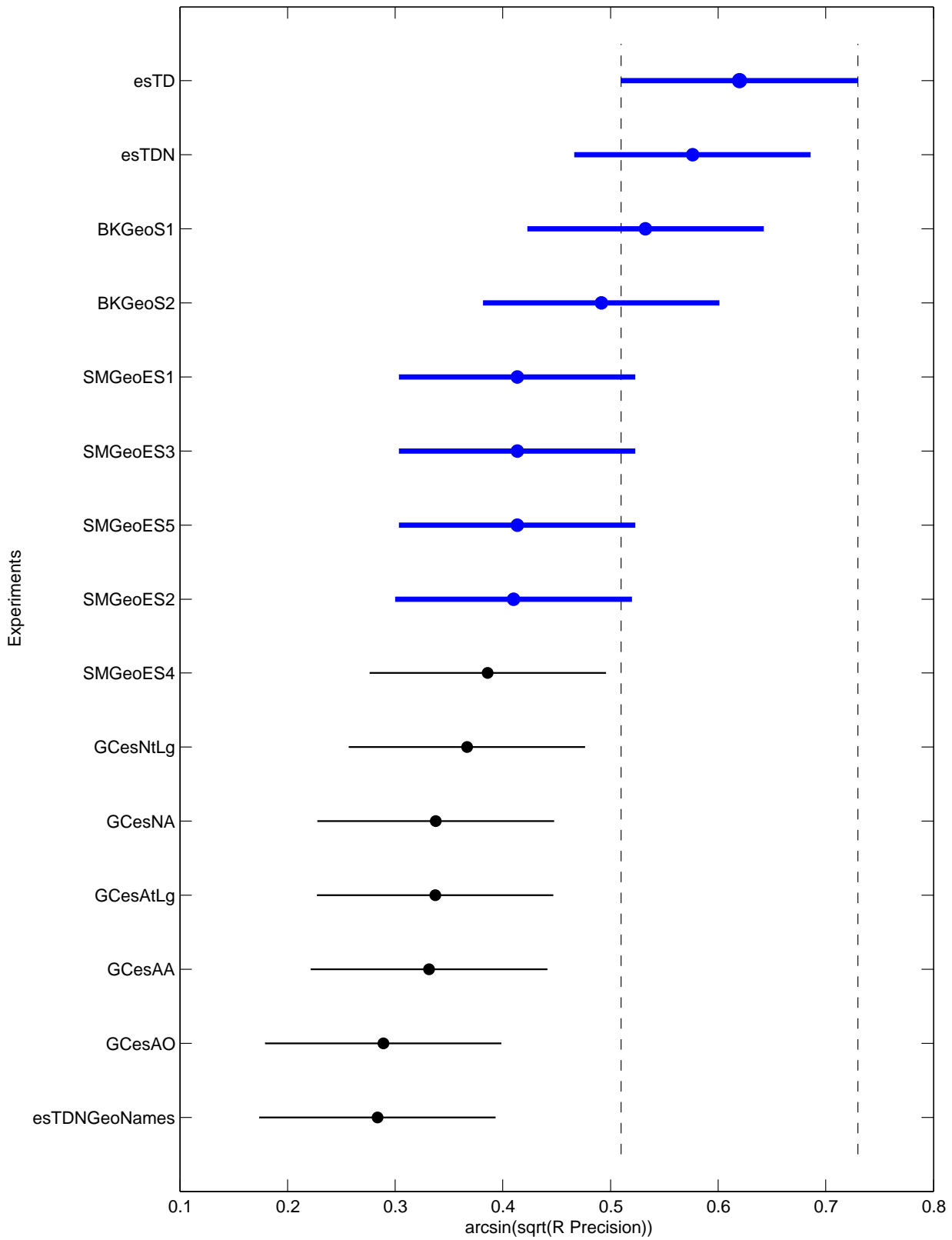
GeoCLEF Monolingual Spanish track Top 5 Participants – Comparison to Median R-Precision by Topic (Topics 026 to 050)



GeoCLEF Monolingual Spanish track – Box Plot of the Topics

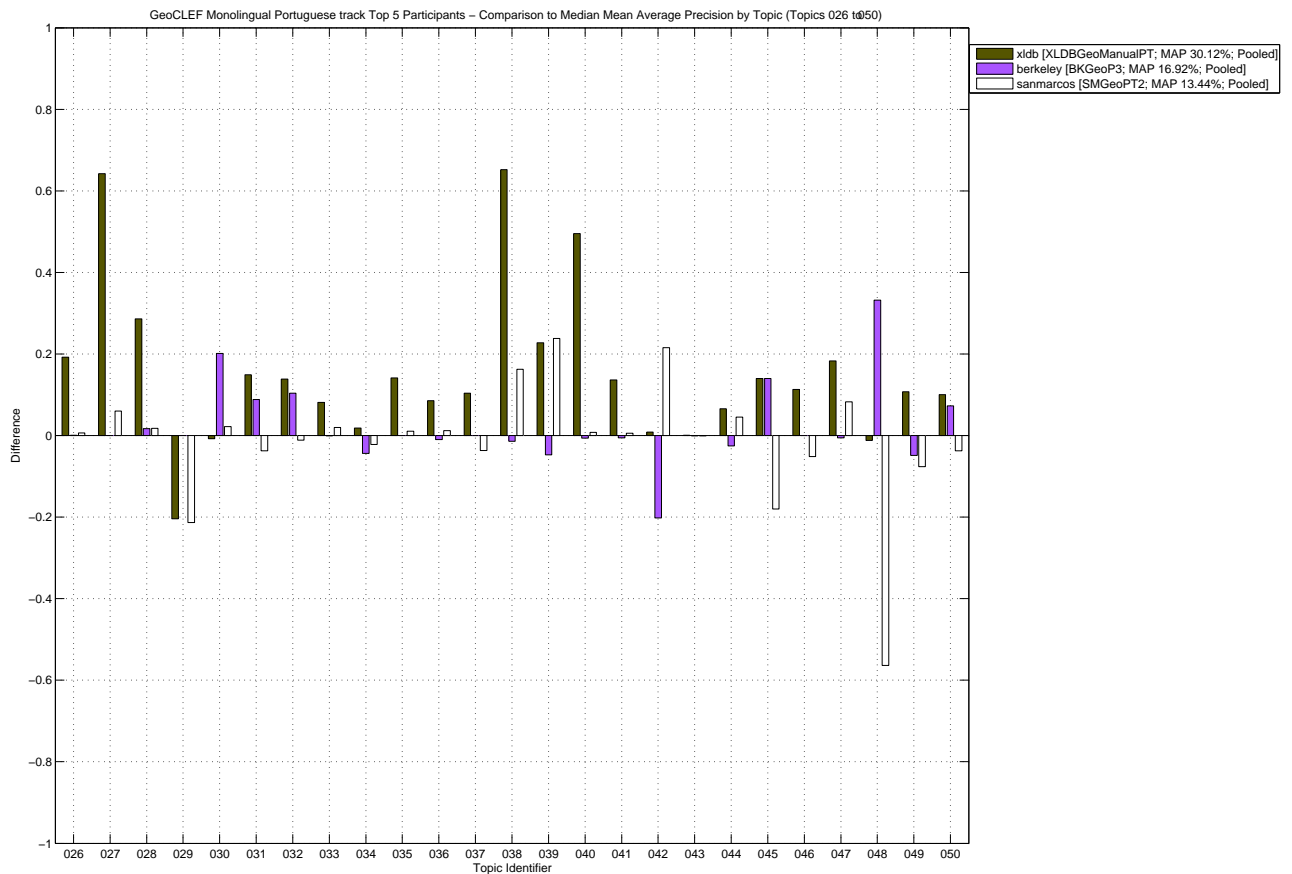
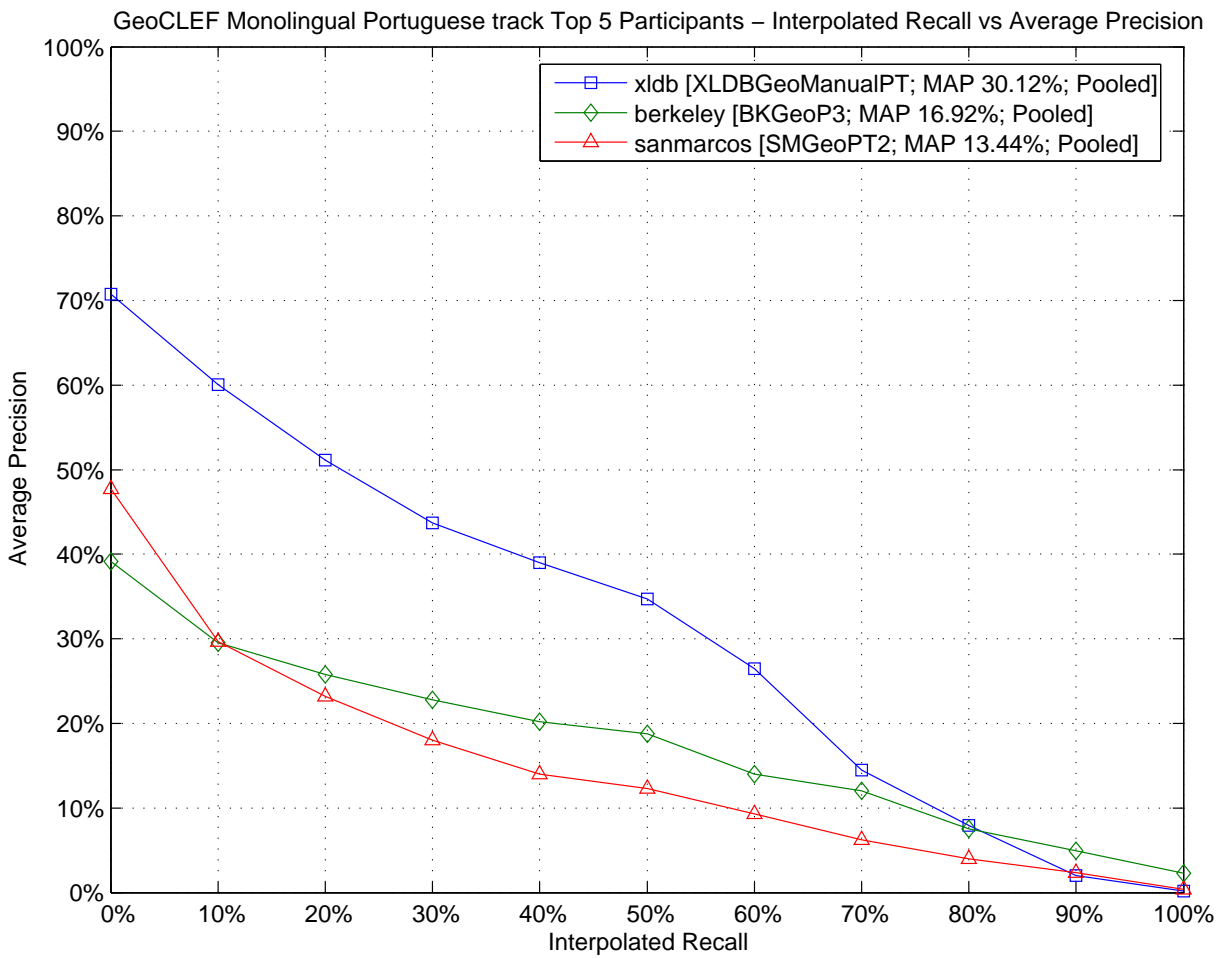


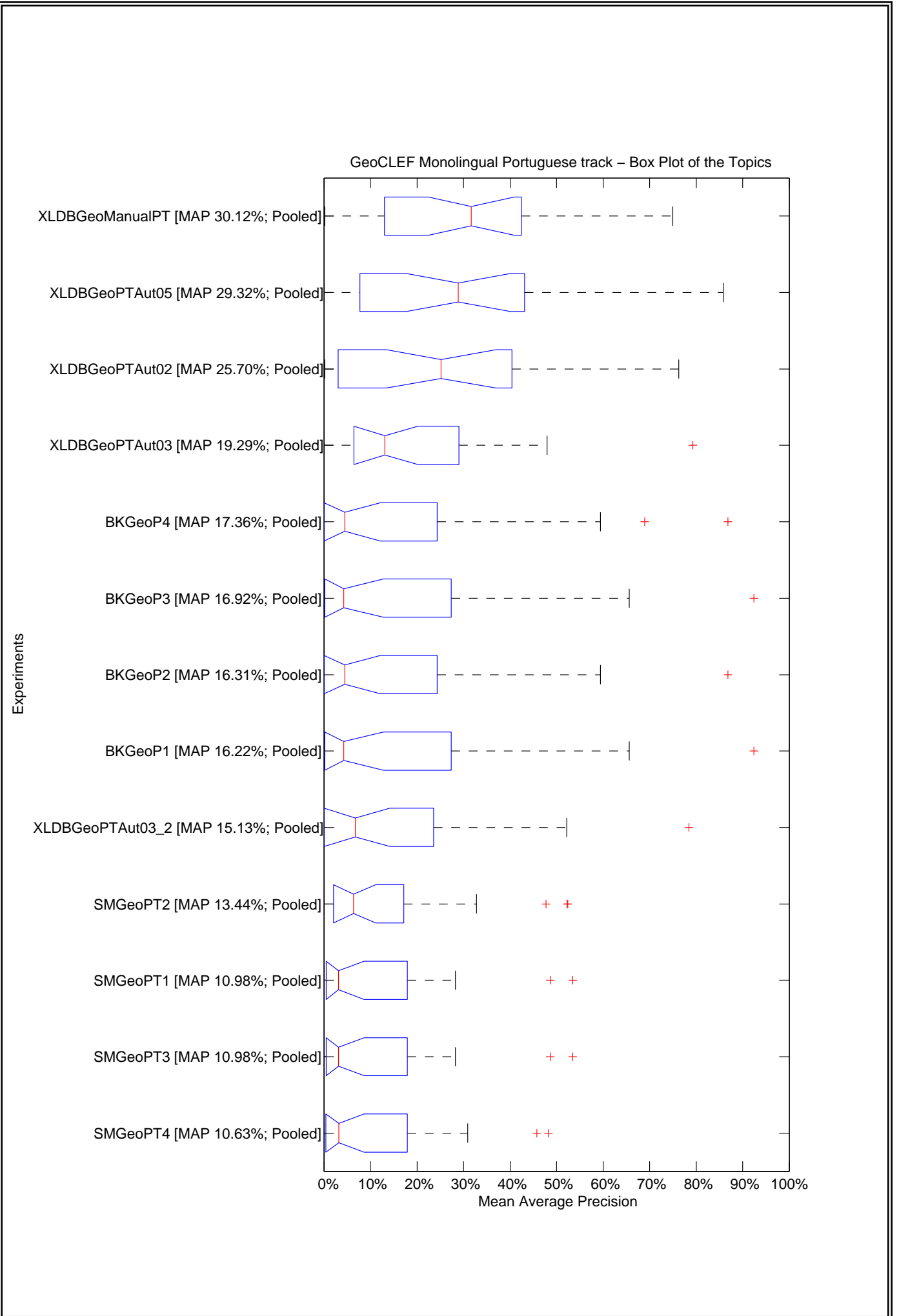
GeoCLEF Monolingual Spanish track – Tukey T test with "top group" highlighted



Topic	Average Precision							R-Precision						
	Minimum	1st Q.	Median	3rd Q.	Maximum	Mean	Std	Minimum	1st Q.	Median	3rd Q.	Maximum	Mean	Std
026	0.0000	0.0000	0.0171	0.0236	0.1518	0.0372	0.0592	0.0000	0.0000	0.1111	0.1111	0.1667	0.0704	0.0711
027	0.0000	0.0000	0.0099	0.0171	0.1035	0.0162	0.0268	0.0000	0.0000	0.0000	0.0256	0.1026	0.0205	0.0352
028	0.0000	0.0067	0.2370	0.2582	0.3937	0.1676	0.1405	0.0000	0.0000	0.2778	0.2986	0.3333	0.1741	0.1449
029	0.0007	0.2228	0.2759	0.4774	0.6863	0.3195	0.1918	0.0000	0.2879	0.4242	0.5379	0.6061	0.3818	0.1744
030	0.0000	0.1352	0.1489	0.3549	0.6869	0.2430	0.2010	0.0000	0.2003	0.2119	0.3891	0.6689	0.2786	0.1839
031	0.0085	0.0099	0.0107	0.5776	0.7252	0.2147	0.3057	0.0314	0.0510	0.0706	0.5422	0.7333	0.2387	0.2731
032	0.1984	0.2000	0.8612	0.9447	0.9782	0.6720	0.3488	0.2077	0.2077	0.8462	0.8885	0.9154	0.6477	0.3232
033	0.0000	0.0001	0.0003	0.0161	0.5464	0.0527	0.1452	0.0000	0.0100	0.0100	0.0475	0.7100	0.0867	0.1927
034	0.0000	0.0908	0.1834	0.3013	0.3533	0.1848	0.1142	0.0000	0.0338	0.2432	0.4257	0.5135	0.2414	0.1849
035	0.0015	0.0858	0.1217	0.1507	0.1645	0.1093	0.0501	0.0000	0.1053	0.2105	0.2105	0.2632	0.1614	0.0855
036	0.0000	0.0029	0.1093	0.1531	0.5137	0.1200	0.1554	0.0000	0.0273	0.2091	0.2341	0.6091	0.1915	0.1959
037	0.0000	0.0001	0.0746	0.1105	0.2206	0.0744	0.0790	0.0000	0.0000	0.1379	0.1724	0.2759	0.1103	0.1011
038	0.0000	0.0000	0.0333	0.0667	0.2000	0.0473	0.0580	0.0000	0.0000	0.0000	0.0000	0.2000	0.0400	0.0828
039	0.0148	0.0783	0.2211	0.2572	0.3246	0.1746	0.1049	0.0149	0.1530	0.2090	0.2239	0.3881	0.1990	0.1030
040	0.0000	0.3429	0.5408	0.6722	0.7764	0.4881	0.2507	0.0000	0.3525	0.6043	0.6853	0.7338	0.4950	0.2550
041	0.0084	0.0090	0.2018	0.2814	0.3878	0.1703	0.1417	0.0533	0.0700	0.2400	0.3200	0.4000	0.2080	0.1267
042	0.0104	0.1179	0.1835	0.3087	0.5082	0.2177	0.1446	0.0000	0.2689	0.2830	0.3915	0.5283	0.2906	0.1588
043	0.0000	0.0000	0.0133	0.0288	0.4845	0.0486	0.1227	0.0000	0.0000	0.0000	0.1146	0.5833	0.0778	0.1582
044	0.0001	0.0459	0.1462	0.2915	0.4134	0.1760	0.1423	0.0000	0.1019	0.2136	0.3786	0.4660	0.2421	0.1513
045	0.0000	0.0044	0.0096	0.0153	0.0456	0.0123	0.0139	0.0000	0.0000	0.0000	0.0000	0.0833	0.0167	0.0345
046	0.0357	0.1065	0.1310	0.5951	0.8330	0.3167	0.3032	0.1071	0.1429	0.1429	0.5625	0.7500	0.3262	0.2514
047	0.0000	0.0001	0.0407	0.1044	0.1203	0.0500	0.0470	0.0000	0.0000	0.0339	0.1653	0.2203	0.0746	0.0797
048	0.0540	0.0589	0.4031	0.7027	0.8118	0.4110	0.2973	0.0755	0.0755	0.4226	0.6377	0.7208	0.4111	0.2648
049	0.0006	0.0987	0.5089	0.5745	0.7874	0.3817	0.2746	0.0184	0.1175	0.5115	0.6682	0.7051	0.4267	0.2677
050	0.0000	0.0347	0.0415	0.0807	0.2721	0.0685	0.0710	0.0000	0.0450	0.1200	0.1400	0.3600	0.1107	0.0919
<b>ALL</b>	<b>0.1221</b>	<b>0.1386</b>	<b>0.1471</b>	<b>0.2655</b>	<b>0.3508</b>	<b>0.1910</b>	<b>0.0837</b>	<b>0.1382</b>	<b>0.1705</b>	<b>0.2029</b>	<b>0.2756</b>	<b>0.3583</b>	<b>0.2209</b>	<b>0.0710</b>

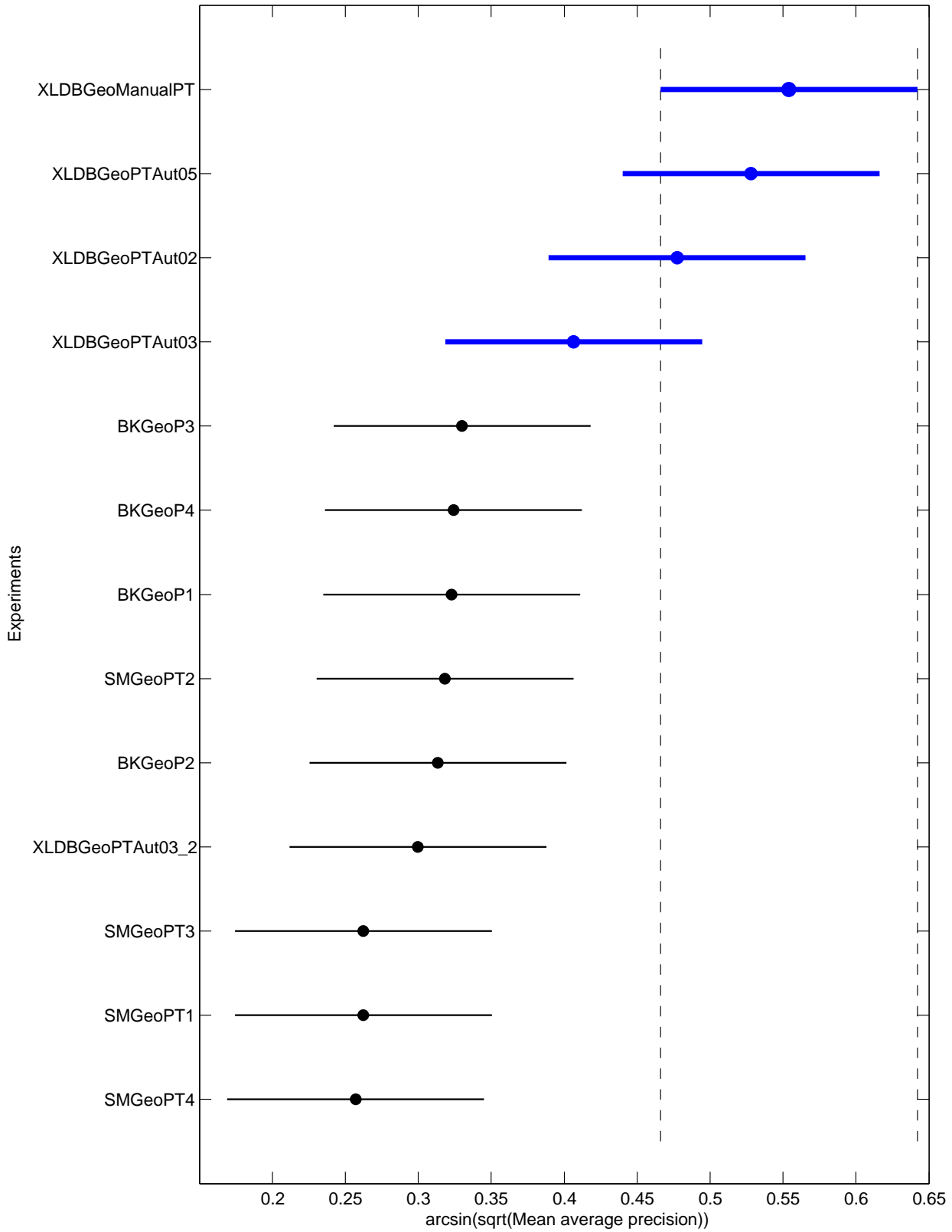


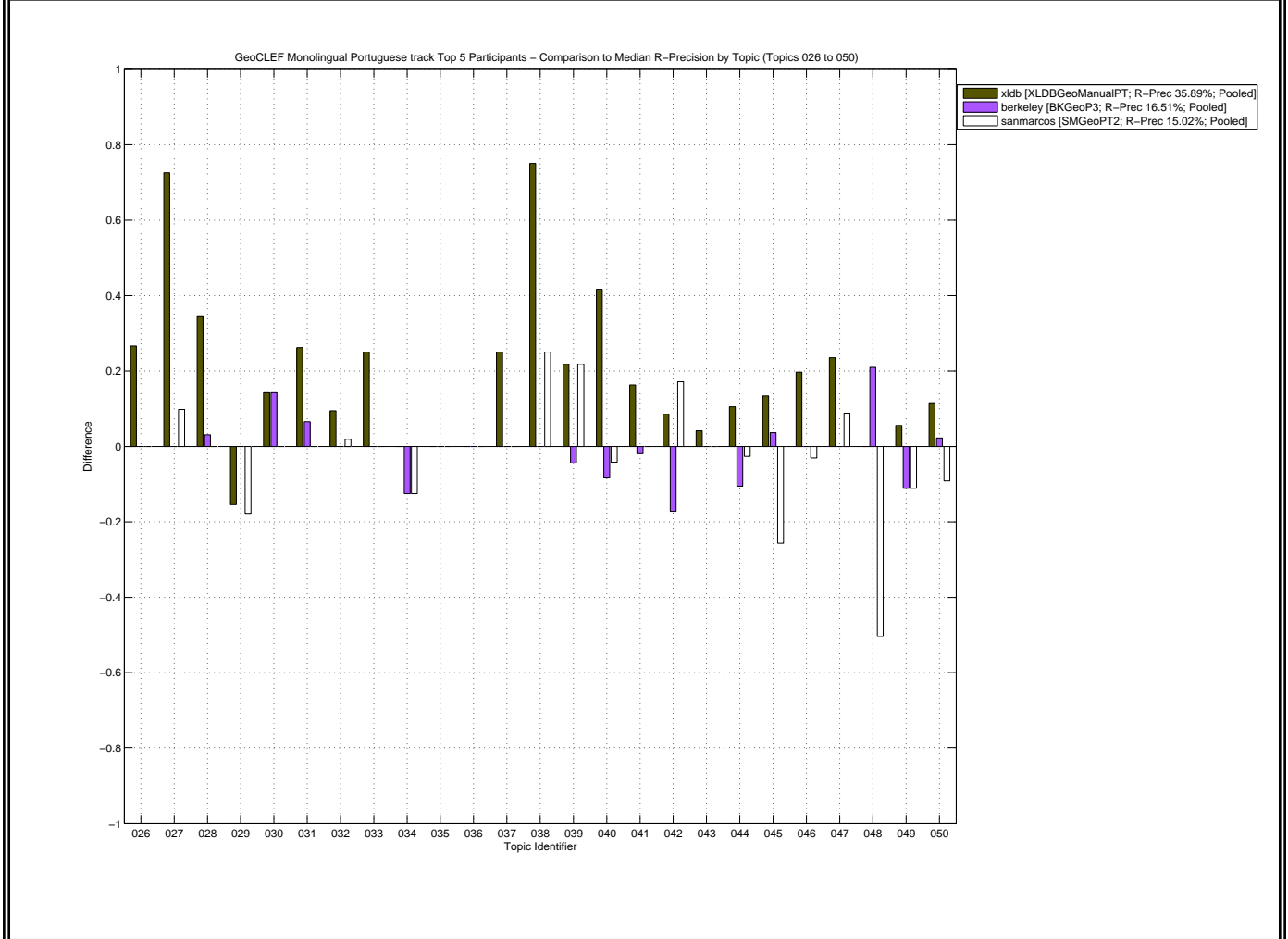
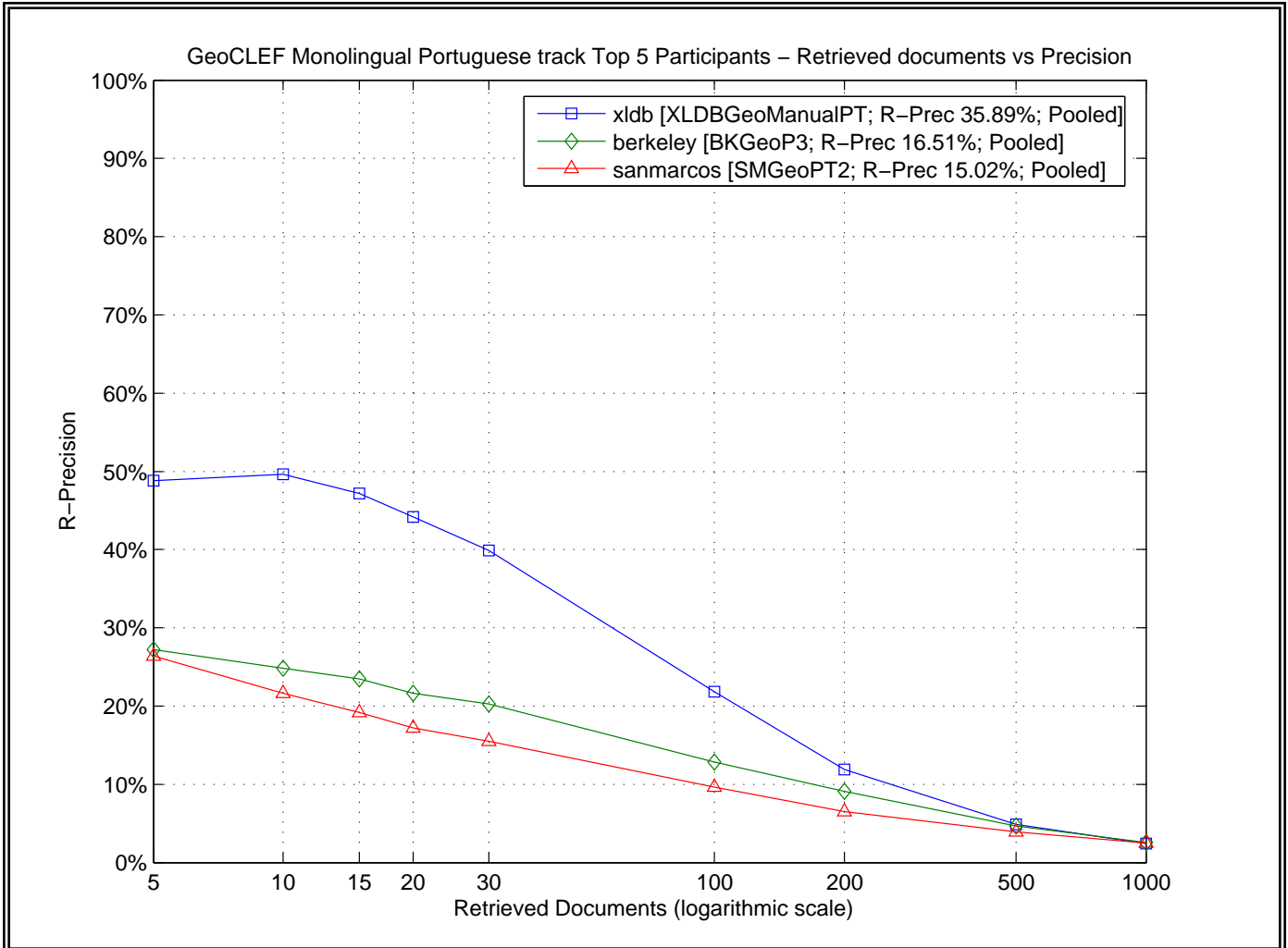




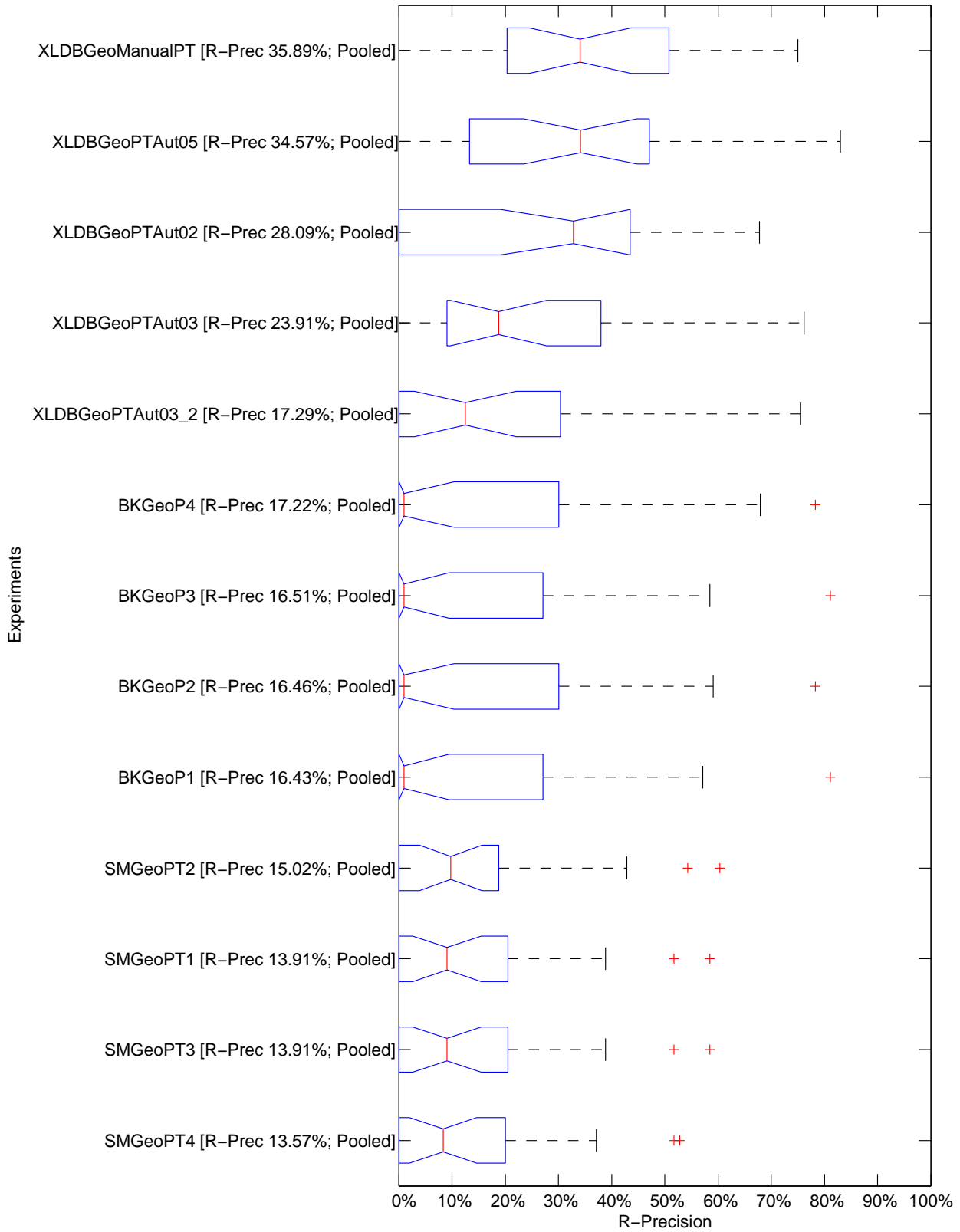


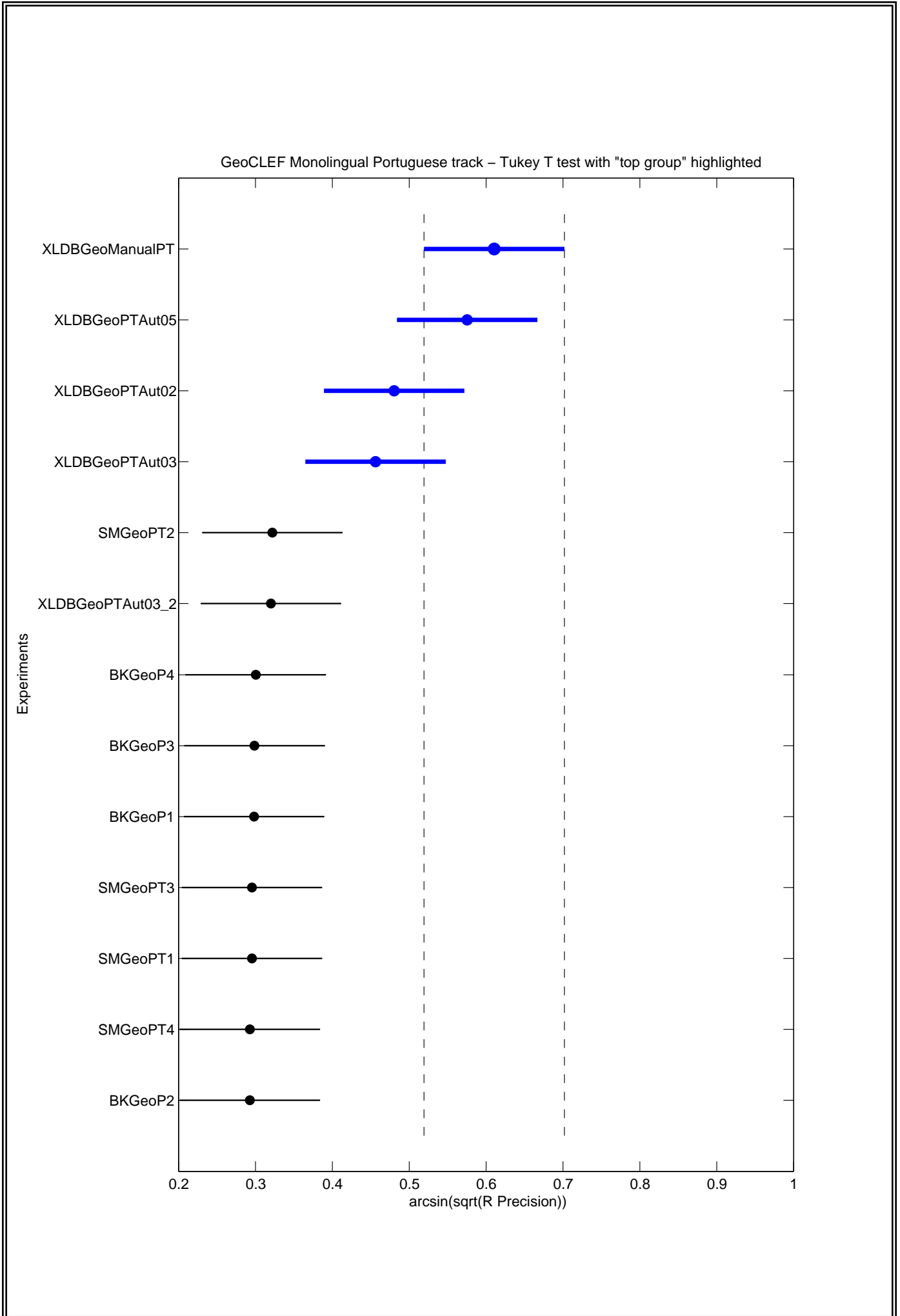
GeoCLEF Monolingual Portuguese track – Tukey T test with "top group" highlighted





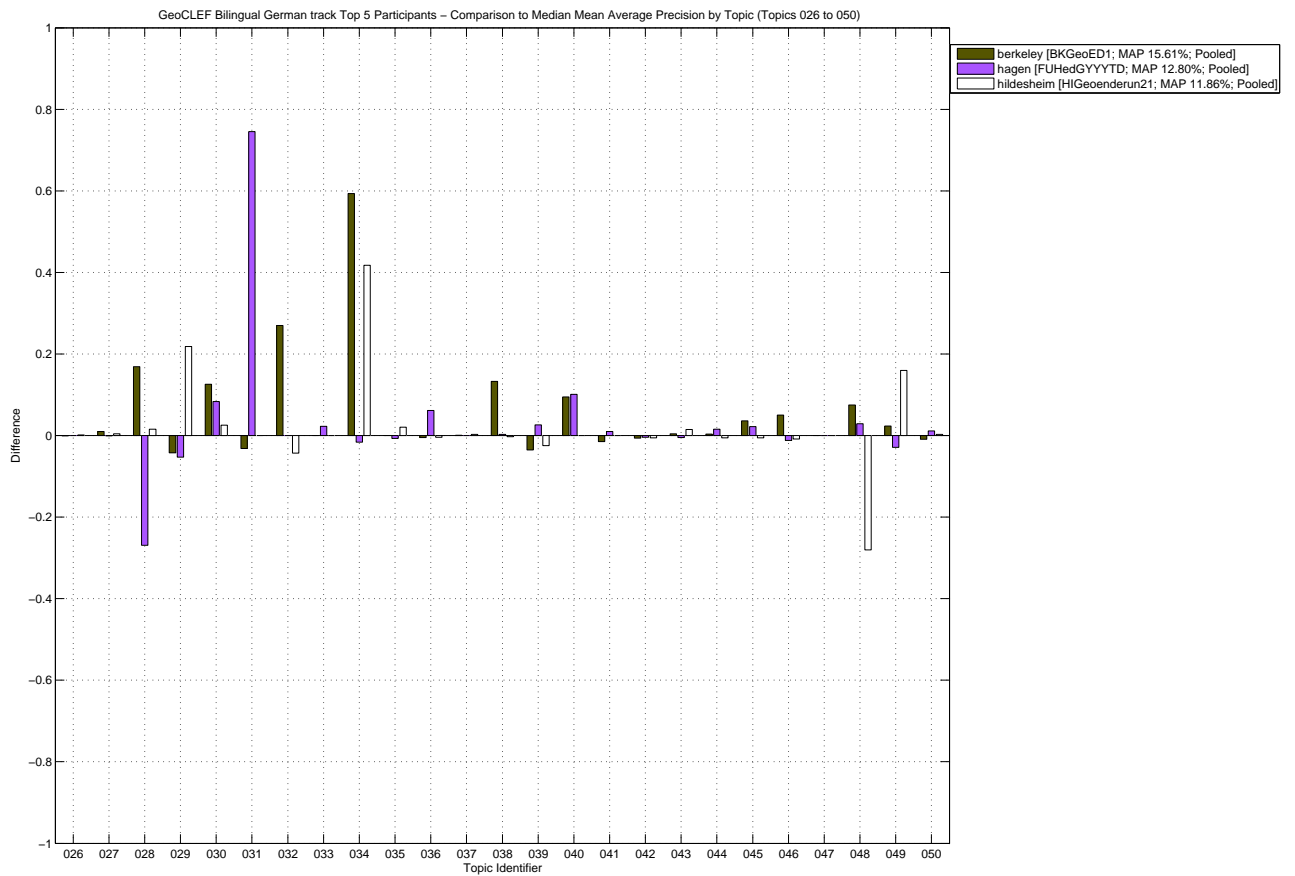
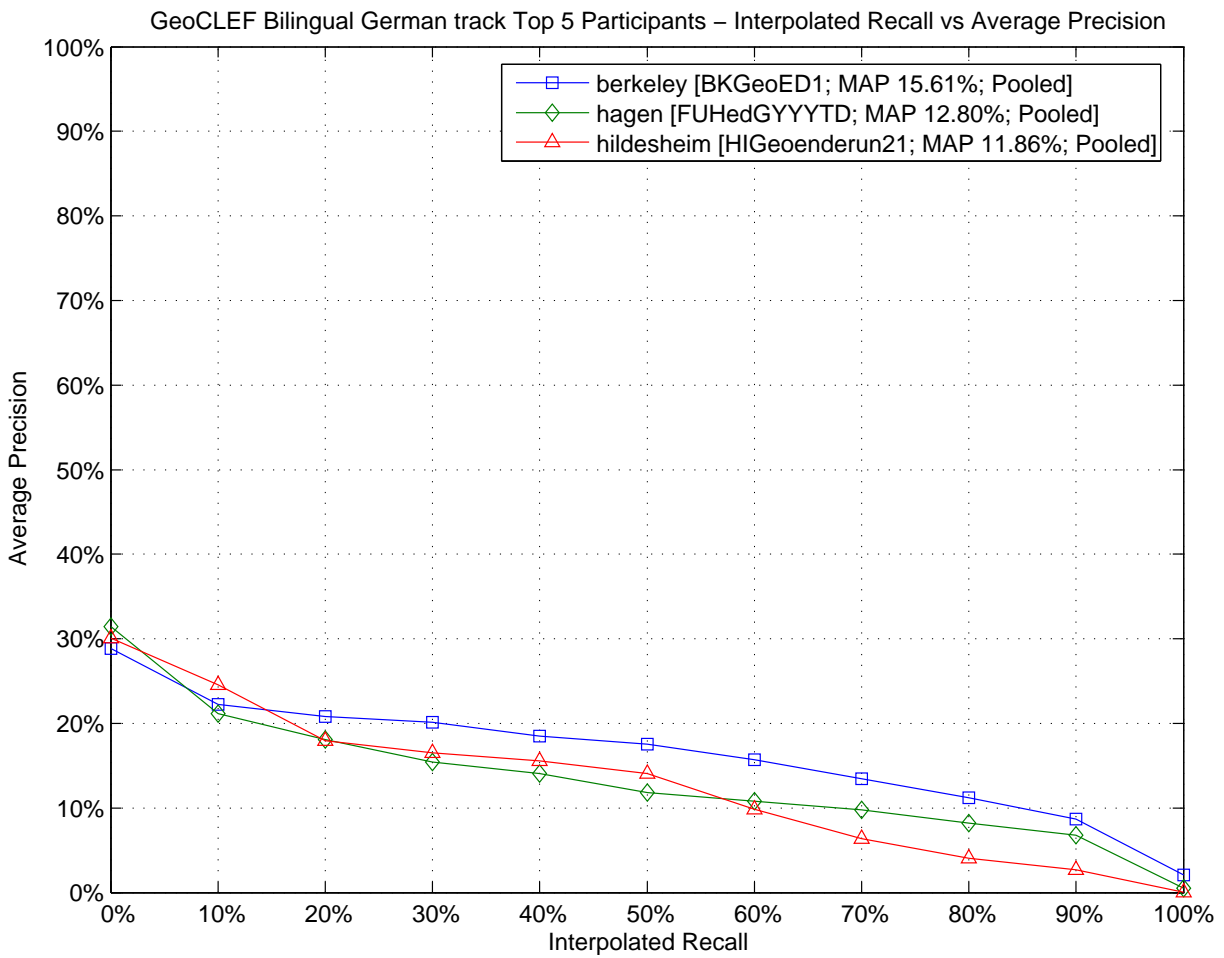
GeoCLEF Monolingual Portuguese track – Box Plot of the Topics

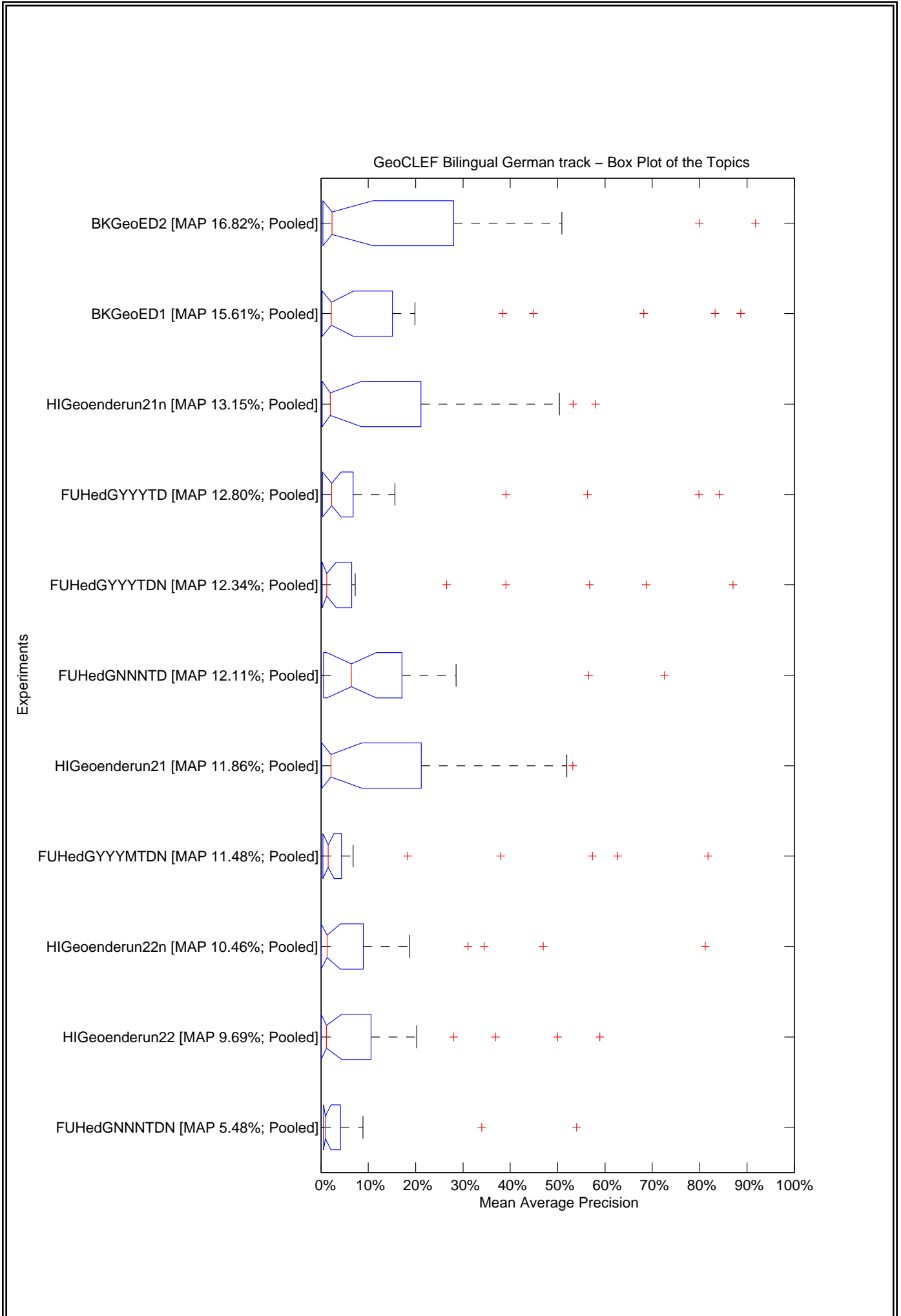




Topic	Average Precision							R-Precision						
	Minimum	1st Q.	Median	3rd Q.	Maximum	Mean	Std	Minimum	1st Q.	Median	3rd Q.	Maximum	Mean	Std
026	0.0000	0.0017	0.0040	0.0159	0.1959	0.0239	0.0538	0.0000	0.0000	0.0000	0.0000	0.2667	0.0308	0.0799
027	0.0004	0.0005	0.0012	0.0310	0.6435	0.0663	0.1771	0.0000	0.0098	0.0098	0.0784	0.7353	0.0913	0.1993
028	0.0000	0.0297	0.1309	0.1940	0.4252	0.1592	0.1436	0.0000	0.0938	0.1562	0.2344	0.5000	0.2043	0.1576
029	0.0638	0.1708	0.2773	0.3452	0.5215	0.2619	0.1421	0.1538	0.1795	0.3333	0.4038	0.4872	0.3057	0.1258
030	0.0112	0.3349	0.4555	0.5110	0.6566	0.3965	0.2318	0.0714	0.3393	0.4286	0.5714	0.6429	0.4066	0.2028
031	0.0000	0.1601	0.1842	0.2724	0.3334	0.1946	0.0936	0.0000	0.1311	0.1475	0.2418	0.4098	0.1942	0.1208
032	0.2995	0.4778	0.5345	0.6936	0.8587	0.5878	0.1539	0.3774	0.5566	0.5849	0.6792	0.8302	0.6096	0.1156
033	0.0000	0.0010	0.0019	0.0362	0.0988	0.0232	0.0373	0.0000	0.0000	0.0000	0.0000	0.2500	0.0192	0.0693
034	0.0003	0.0016	0.0457	0.1608	0.2519	0.0815	0.0931	0.0000	0.0000	0.1250	0.1250	0.3750	0.1058	0.1123
035	0.0000	0.0048	0.0094	0.0155	0.1505	0.0202	0.0397	0.0000	0.0000	0.0000	0.0000	0.1111	0.0085	0.0308
036	0.0000	0.0000	0.0097	0.0247	0.0952	0.0177	0.0257	0.0000	0.0000	0.0000	0.0000	0.0000	0.0000	0.0000
037	0.0000	0.0005	0.0390	0.1791	0.3321	0.0966	0.1272	0.0000	0.0000	0.0000	0.2847	0.4444	0.1261	0.1788
038	0.0174	0.0544	0.0978	0.1432	0.7500	0.1790	0.2241	0.0000	0.0000	0.0000	0.2500	0.7500	0.1731	0.2774
039	0.0426	0.0450	0.0896	0.1481	0.3276	0.1257	0.0966	0.0435	0.0870	0.1304	0.1739	0.3478	0.1505	0.0966
040	0.0003	0.0008	0.0073	0.2421	0.5025	0.1204	0.1658	0.0000	0.0000	0.0833	0.3021	0.5000	0.1571	0.1694
041	0.0000	0.0001	0.0056	0.3792	0.6930	0.1594	0.2346	0.0000	0.0000	0.0192	0.4471	0.6731	0.1864	0.2594
042	0.1065	0.1883	0.3088	0.4082	0.5240	0.3060	0.1323	0.2000	0.2571	0.3714	0.4857	0.5429	0.3736	0.1175
043	0.0002	0.0008	0.0011	0.0187	0.0809	0.0174	0.0312	0.0000	0.0000	0.0000	0.0104	0.1667	0.0256	0.0552
044	0.0037	0.0065	0.0317	0.0819	0.3660	0.0830	0.1174	0.0000	0.0000	0.1053	0.1809	0.4605	0.1407	0.1512
045	0.0334	0.1661	0.2139	0.3015	0.3538	0.2268	0.0941	0.0854	0.2591	0.3415	0.3689	0.4756	0.3039	0.1011
046	0.0000	0.2242	0.2866	0.5128	0.5987	0.3561	0.1850	0.0000	0.3295	0.3333	0.5455	0.6515	0.4079	0.1747
047	0.0000	0.0000	0.0084	0.0686	0.1916	0.0404	0.0613	0.0000	0.0000	0.0000	0.0441	0.2353	0.0385	0.0744
048	0.0000	0.4794	0.5924	0.8680	0.9241	0.5979	0.3096	0.0000	0.5175	0.6014	0.7832	0.8112	0.5756	0.2604
049	0.0000	0.1378	0.2267	0.2731	0.3344	0.2035	0.0964	0.0000	0.1389	0.2778	0.3472	0.3889	0.2350	0.1401
050	0.0000	0.0395	0.1226	0.2166	0.2360	0.1240	0.0925	0.0000	0.0909	0.2273	0.2727	0.3409	0.1836	0.1168
<b>ALL</b>	<b>0.1063</b>	<b>0.1283</b>	<b>0.1631</b>	<b>0.2089</b>	<b>0.3012</b>	<b>0.1788</b>	<b>0.0662</b>	<b>0.1357</b>	<b>0.1475</b>	<b>0.1651</b>	<b>0.2495</b>	<b>0.3589</b>	<b>0.2021</b>	<b>0.0784</b>

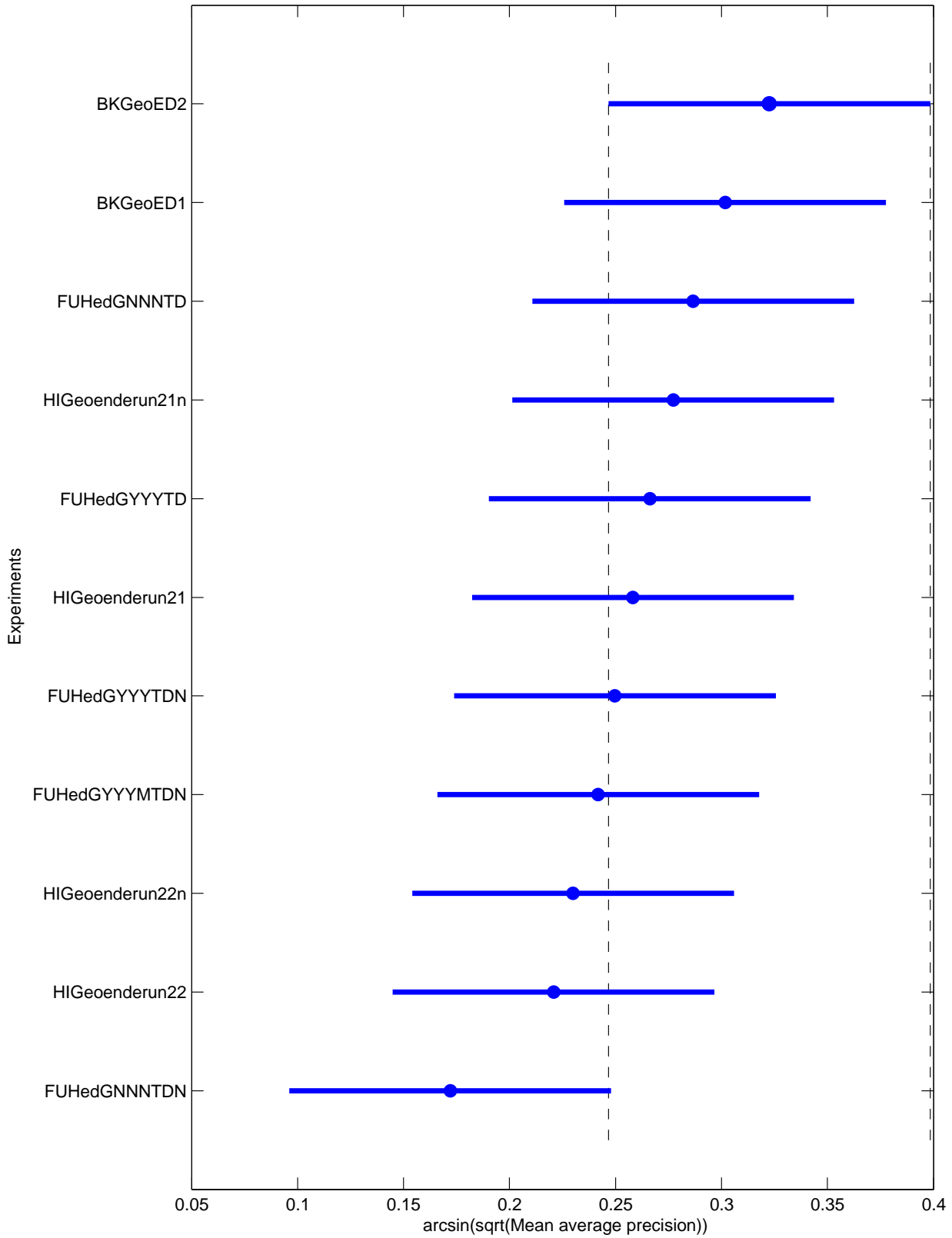




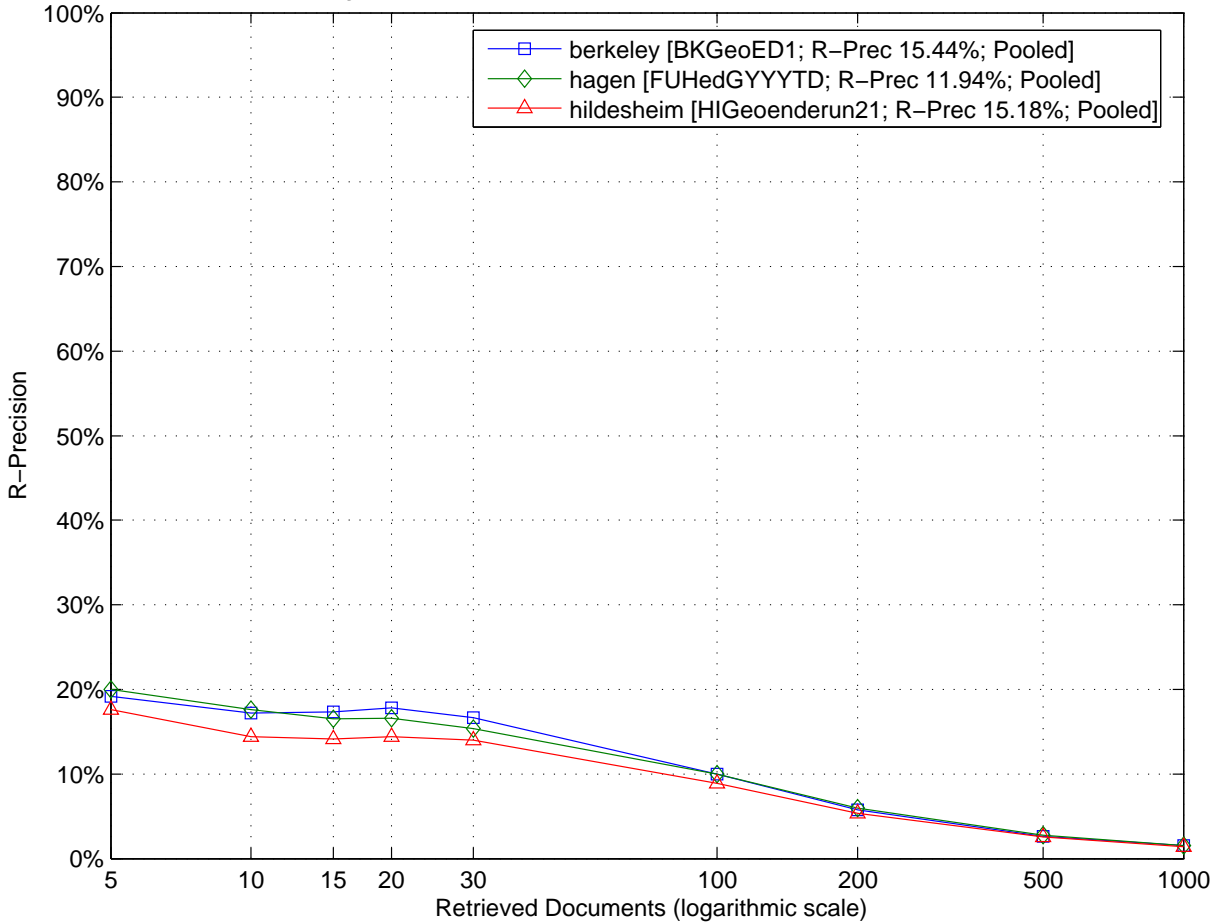




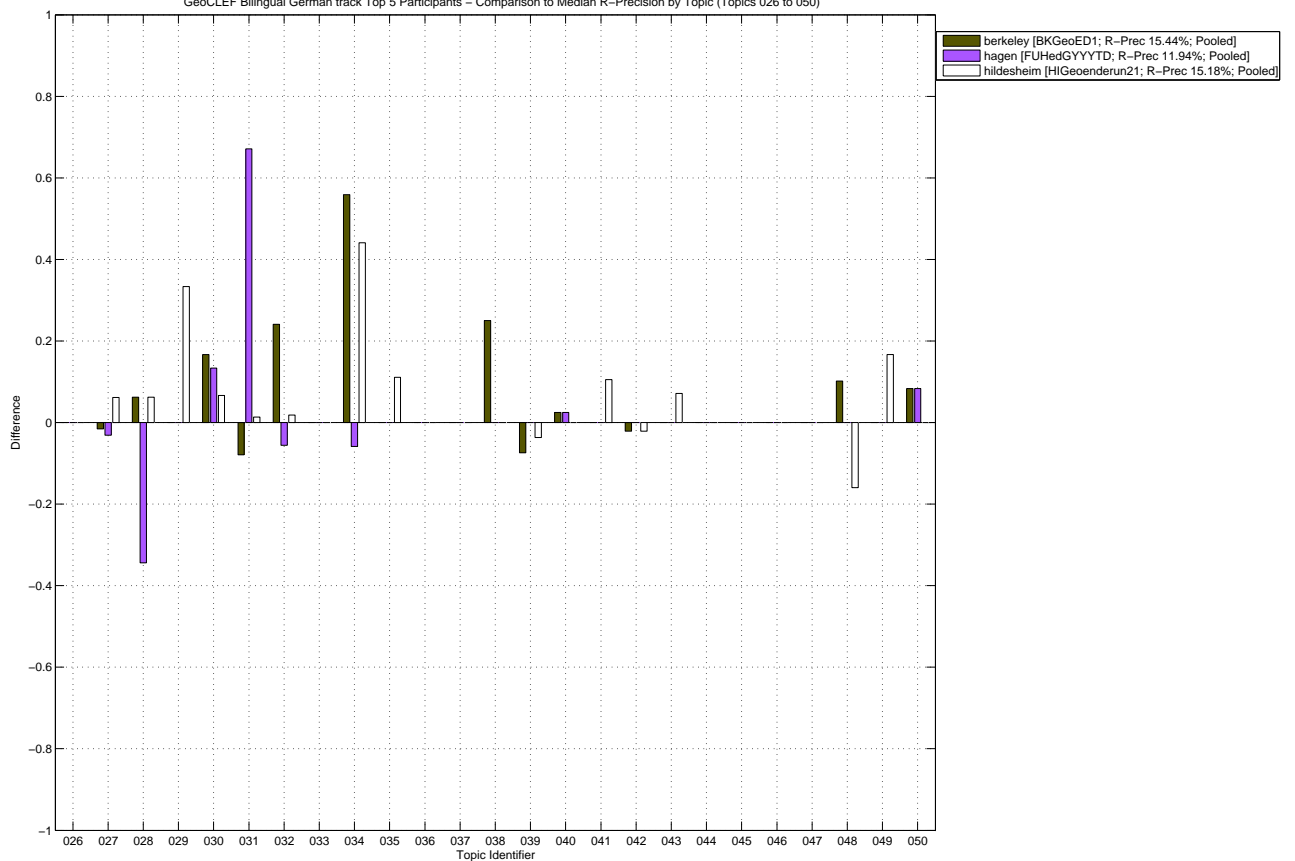
GeoCLEF Bilingual German track – Tukey T test with "top group" highlighted




GeoCLEF Bilingual German track Top 5 Participants – Retrieved documents vs Precision



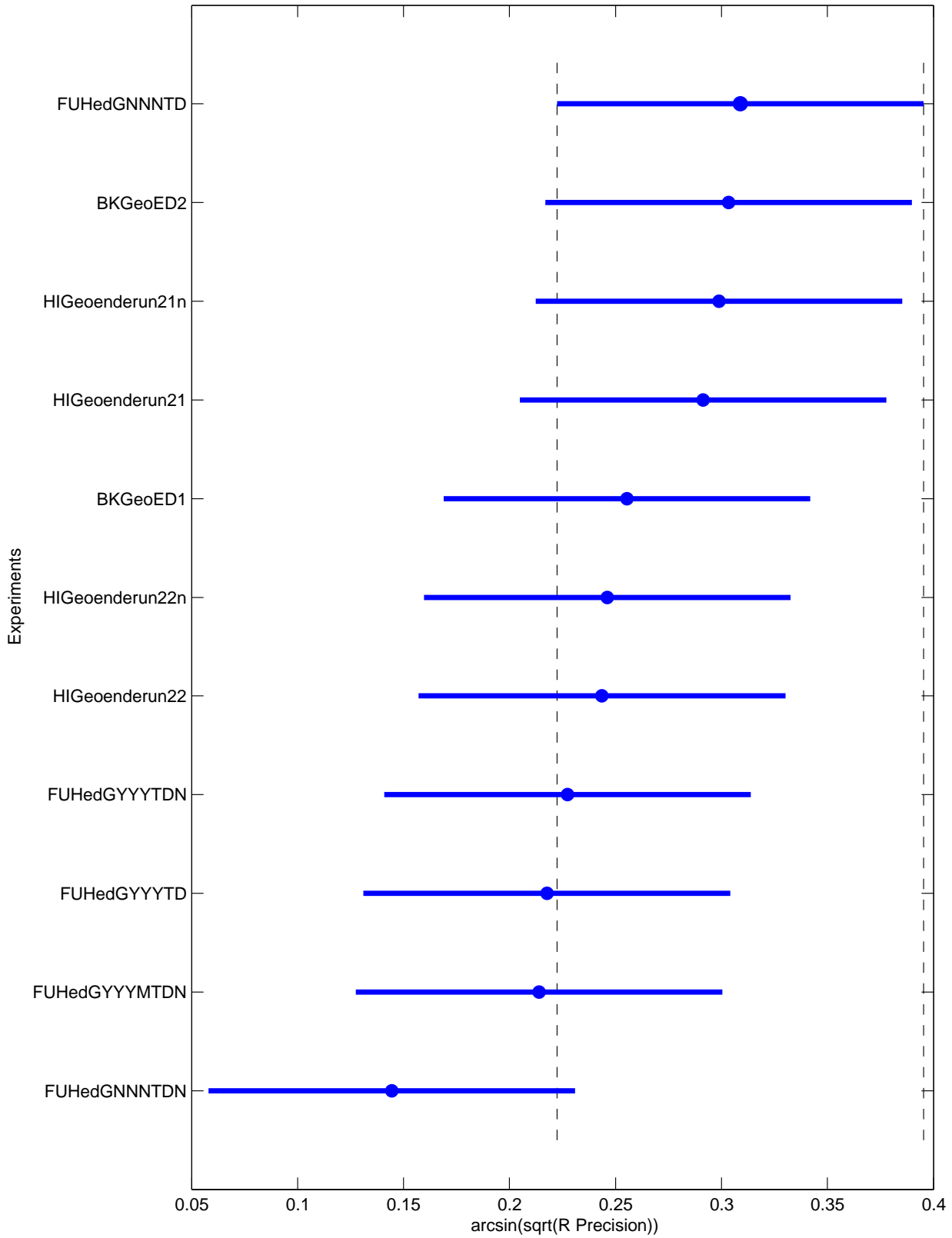
GeoCLEF Bilingual German track Top 5 Participants – Comparison to Median R-Precision by Topic (Topics 026 to 050)



GeoCLEF Bilingual German track – Box Plot of the Topics

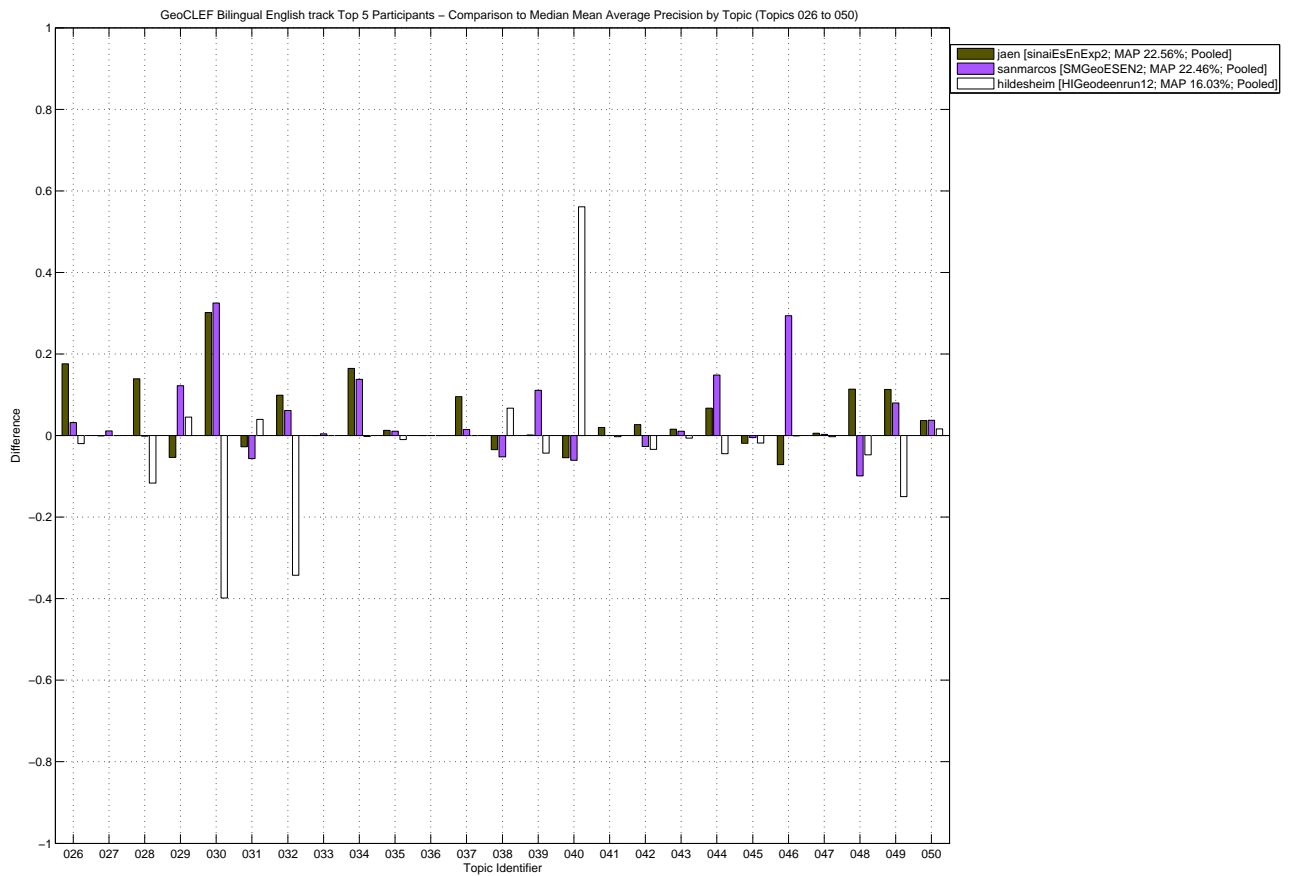
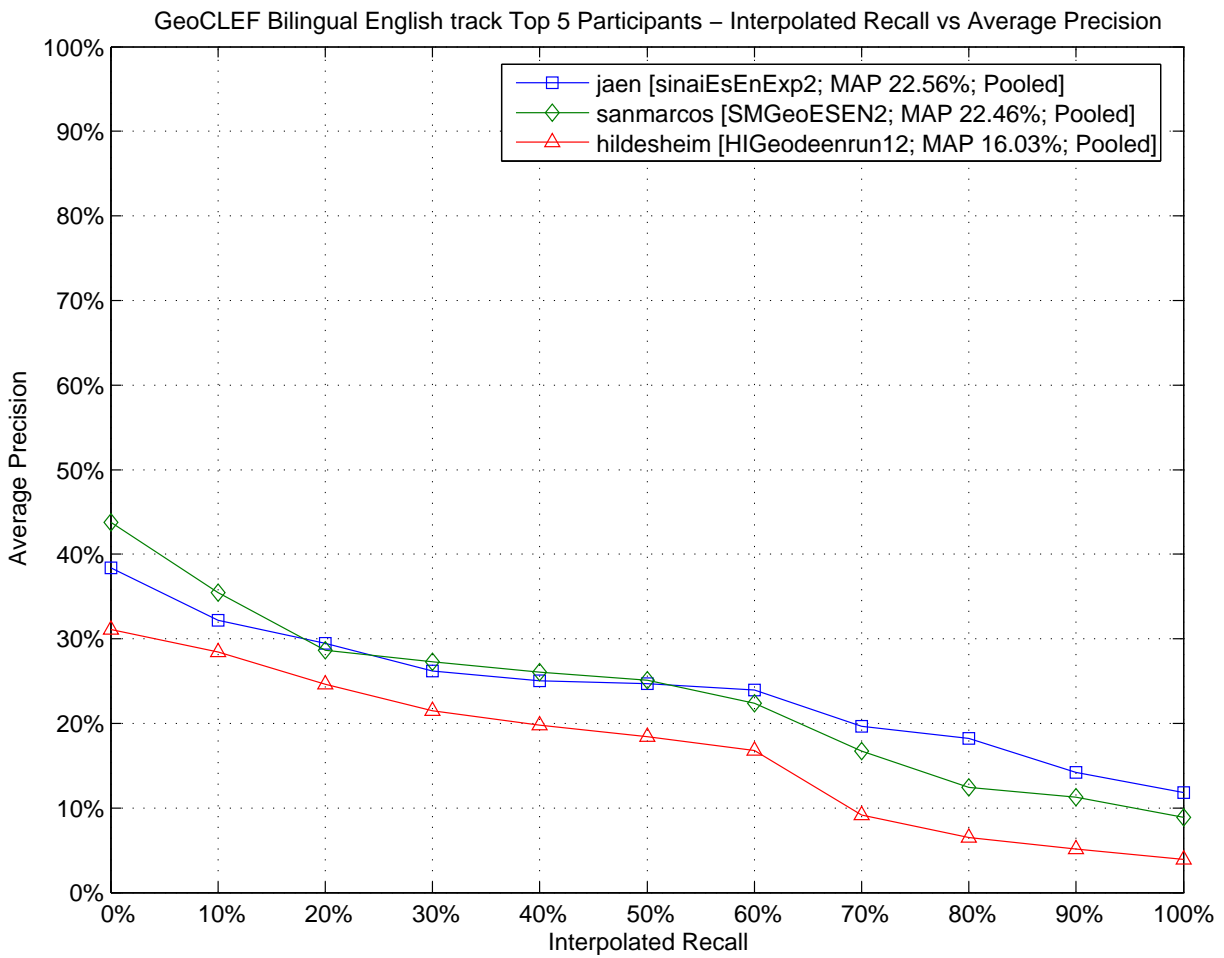


GeoCLEF Bilingual German track – Tukey T test with "top group" highlighted

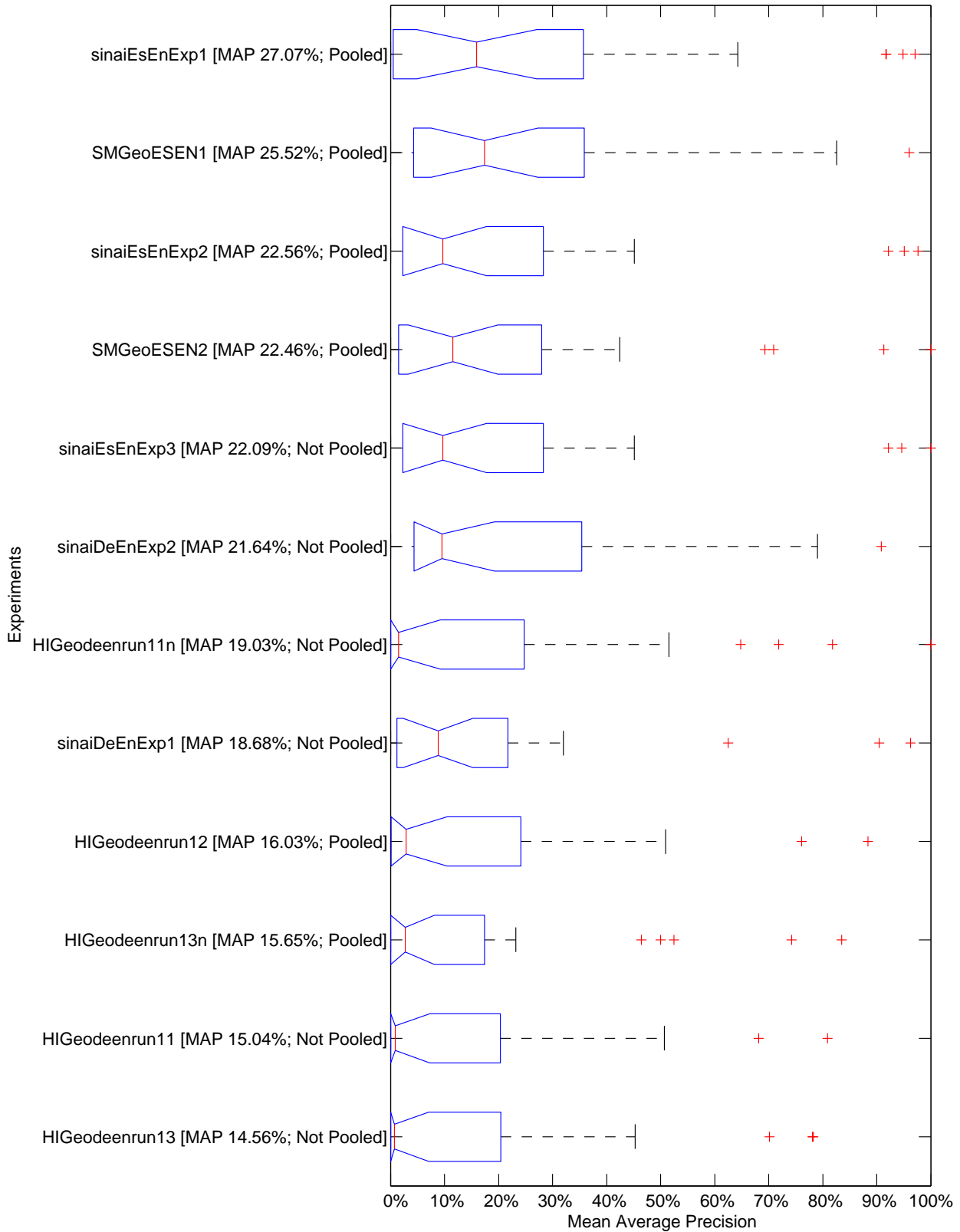


Topic	Average Precision							R-Precision						
	Minimum	1st Q.	Median	3rd Q.	Maximum	Mean	Std	Minimum	1st Q.	Median	3rd Q.	Maximum	Mean	Std
026	0.0000	0.0001	0.0006	0.0022	0.1000	0.0102	0.0298	0.0000	0.0000	0.0000	0.0000	0.0000	0.0000	0.0000
027	0.0008	0.0068	0.0114	0.0167	0.0271	0.0125	0.0080	0.0154	0.0308	0.0615	0.1192	0.1385	0.0713	0.0447
028	0.0030	0.0199	0.2800	0.3404	0.4485	0.2100	0.1657	0.0000	0.0625	0.3750	0.4297	0.4375	0.2614	0.1871
029	0.0061	0.0122	0.0645	0.4400	0.5040	0.2033	0.2187	0.0000	0.0000	0.0000	0.3333	0.3333	0.1515	0.1741
030	0.0183	0.0419	0.0728	0.1025	0.1984	0.0818	0.0558	0.0333	0.0667	0.1000	0.1583	0.2667	0.1182	0.0765
031	0.0051	0.0265	0.0531	0.5173	0.7984	0.2305	0.3106	0.0000	0.0033	0.0921	0.5493	0.7632	0.2428	0.3031
032	0.3107	0.4858	0.5628	0.5719	0.8326	0.5559	0.1549	0.4259	0.4907	0.5370	0.5556	0.8519	0.5673	0.1313
033	0.0000	0.0000	0.0001	0.0119	0.0272	0.0062	0.0103	0.0000	0.0000	0.0000	0.0000	0.1176	0.0107	0.0355
034	0.0000	0.0693	0.0886	0.5085	0.6819	0.2526	0.2495	0.0000	0.0588	0.1176	0.5515	0.6765	0.2754	0.2588
035	0.0008	0.0108	0.0205	0.0427	0.0575	0.0260	0.0201	0.0000	0.0000	0.0000	0.0972	0.1667	0.0505	0.0678
036	0.0000	0.0006	0.0047	0.0261	0.0660	0.0155	0.0213	0.0000	0.0000	0.0000	0.0000	0.0000	0.0000	0.0000
037	0.0000	0.0014	0.0034	0.0061	0.0795	0.0113	0.0231	0.0000	0.0000	0.0000	0.0000	0.0000	0.1818	0.0165
038	0.0000	0.0000	0.0027	0.0054	0.1354	0.0150	0.0401	0.0000	0.0000	0.0000	0.0000	0.2500	0.0227	0.0754
039	0.0004	0.0136	0.0357	0.1466	0.2652	0.0781	0.0883	0.0000	0.0463	0.0741	0.1667	0.2593	0.1077	0.0819
040	0.0072	0.2165	0.2901	0.3833	0.3912	0.2860	0.1193	0.0244	0.3110	0.4146	0.4390	0.4634	0.3659	0.1277
041	0.0110	0.0273	0.0526	0.0630	0.1102	0.0525	0.0304	0.0000	0.0000	0.0000	0.0921	0.2105	0.0478	0.0684
042	0.0004	0.0027	0.0071	0.0314	0.2404	0.0377	0.0718	0.0000	0.0000	0.0213	0.0798	0.3617	0.0754	0.1171
043	0.0016	0.0026	0.0063	0.0203	0.2569	0.0333	0.0751	0.0000	0.0000	0.0000	0.0714	0.5000	0.0779	0.1480
044	0.0017	0.0044	0.0098	0.0143	0.1111	0.0187	0.0314	0.0000	0.0000	0.0000	0.0000	0.3333	0.0303	0.1005
045	0.0000	0.0000	0.0059	0.0151	0.0417	0.0107	0.0135	0.0000	0.0000	0.0000	0.0000	0.0000	0.0000	0.0000
046	0.0000	0.0015	0.0136	0.0530	0.1680	0.0333	0.0503	0.0000	0.0000	0.0000	0.0000	0.2500	0.0227	0.0754
047	0.0000	0.0000	0.0000	0.0002	0.0059	0.0006	0.0018	0.0000	0.0000	0.0000	0.0000	0.0000	0.0000	0.0000
048	0.3399	0.5821	0.8120	0.8631	0.9178	0.7193	0.1841	0.3623	0.5978	0.7681	0.7790	0.8841	0.6904	0.1545
049	0.0000	0.0000	0.0286	0.1405	0.1957	0.0644	0.0800	0.0000	0.0000	0.0000	0.1667	0.1667	0.0606	0.0841
050	0.0011	0.0107	0.0355	0.0470	0.0548	0.0301	0.0200	0.0000	0.0000	0.0000	0.0833	0.0833	0.0379	0.0435
ALL	0.0548	0.1072	0.1211	0.1306	0.1682	0.1198	0.0298	0.0624	0.1173	0.1245	0.1531	0.1856	0.1322	0.0322



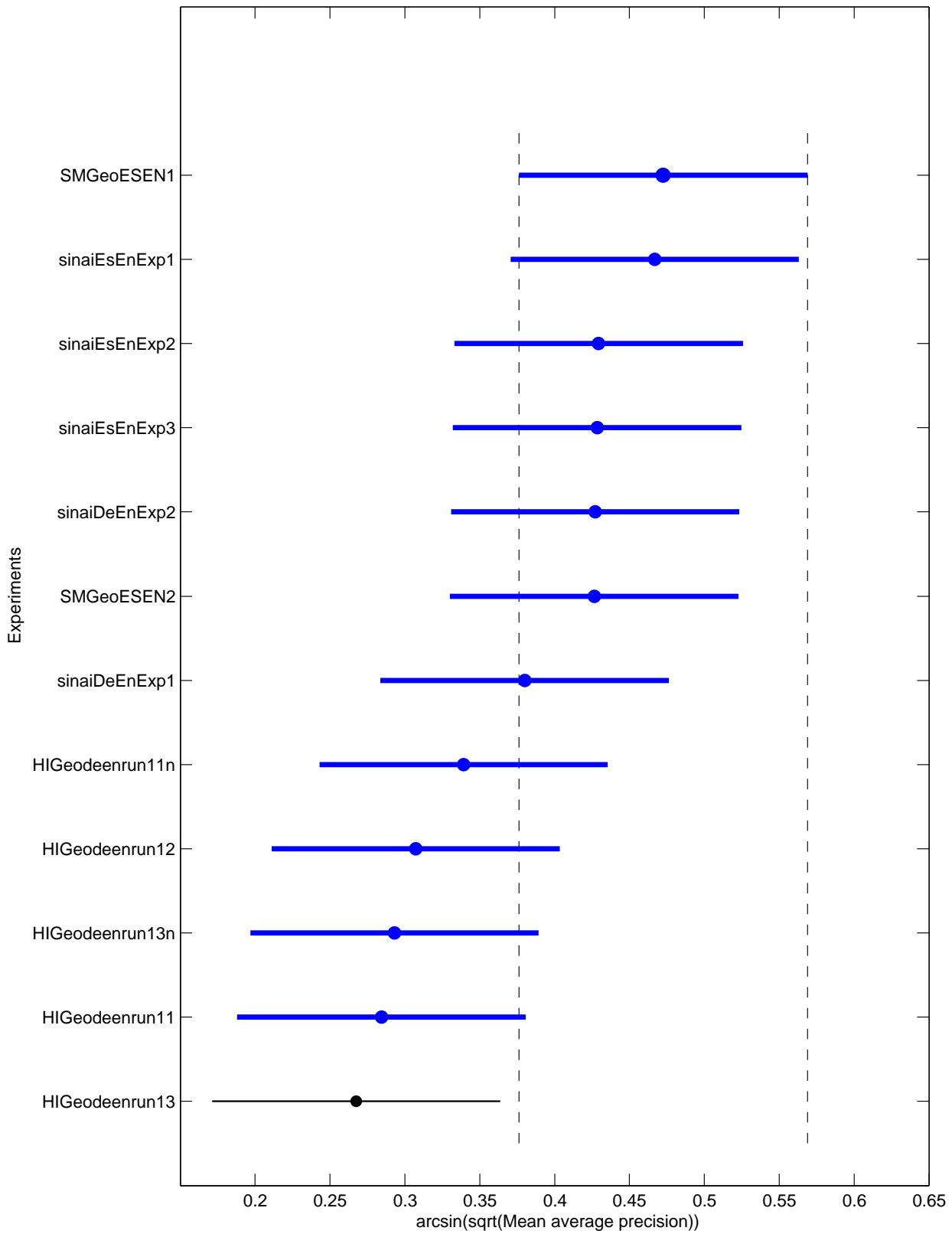


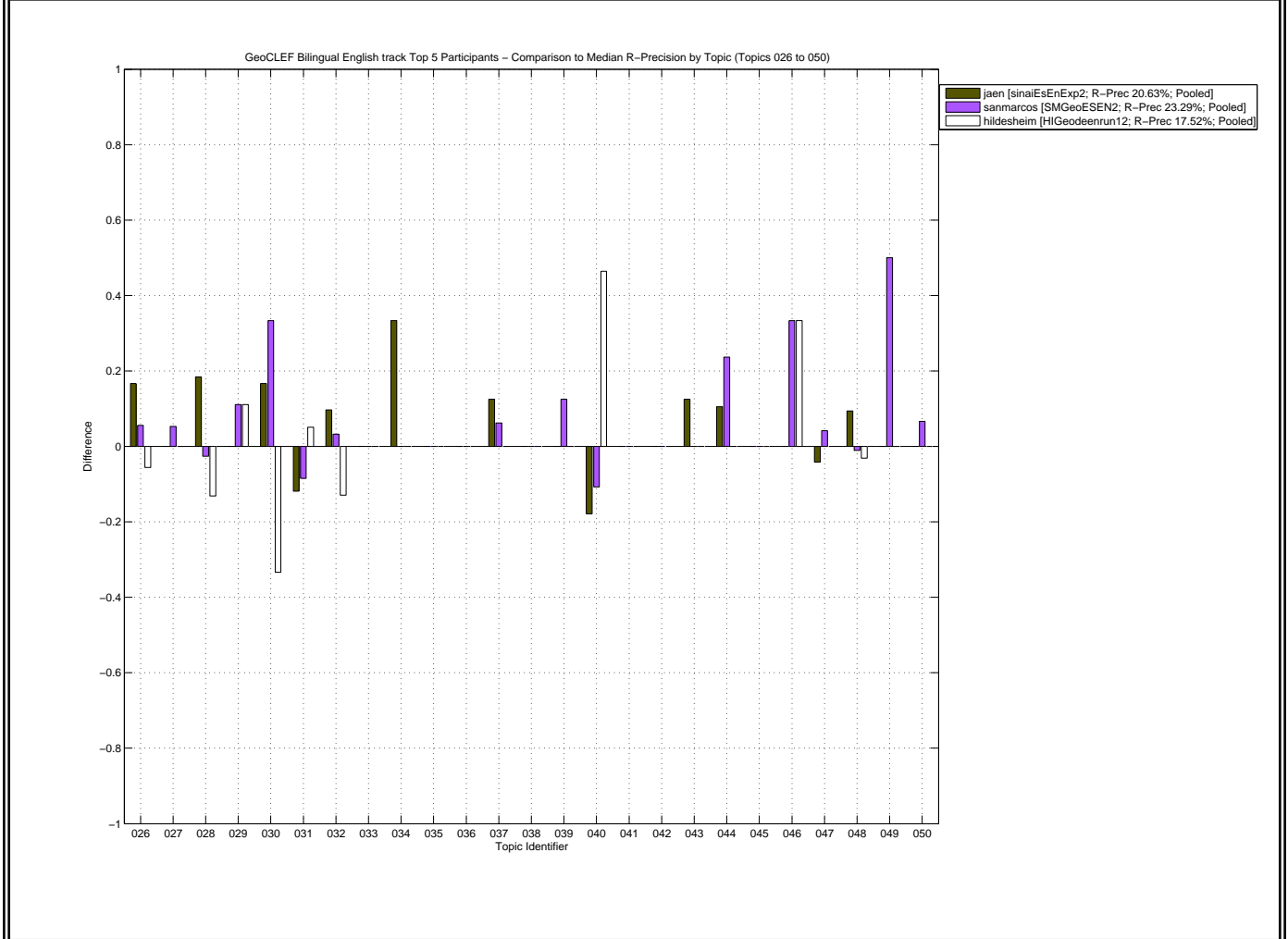
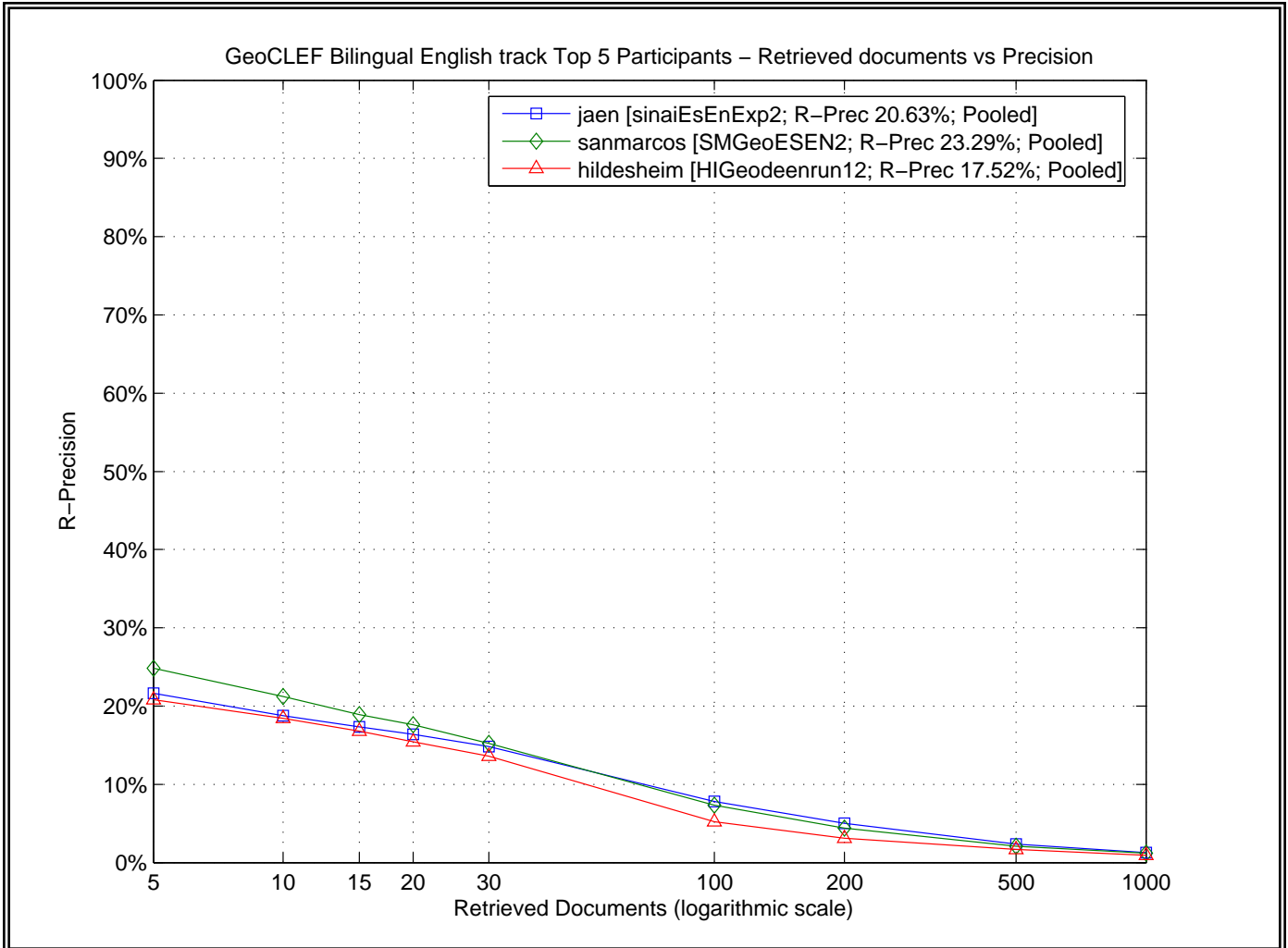
GeoCLEF Bilingual English track – Box Plot of the Topics

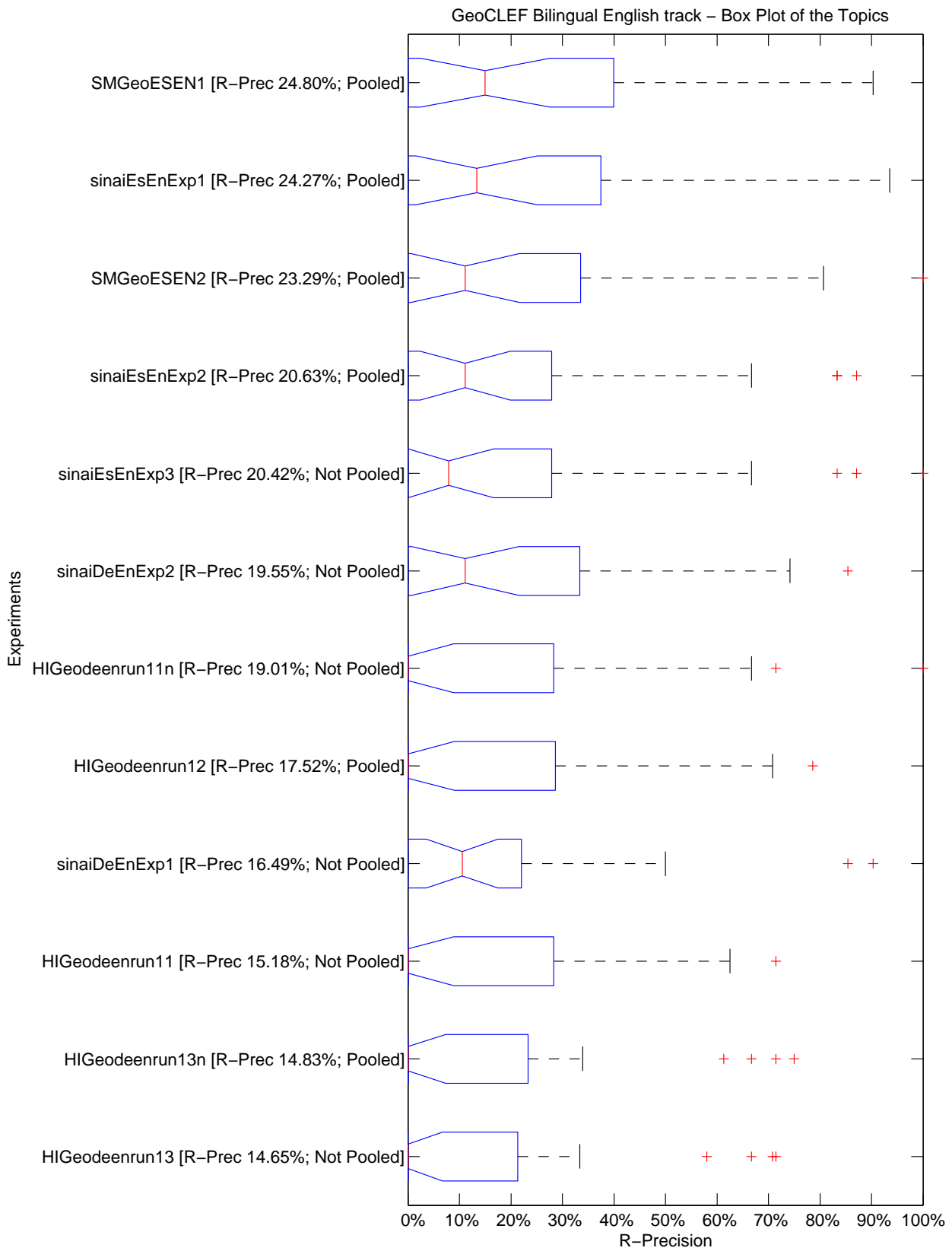




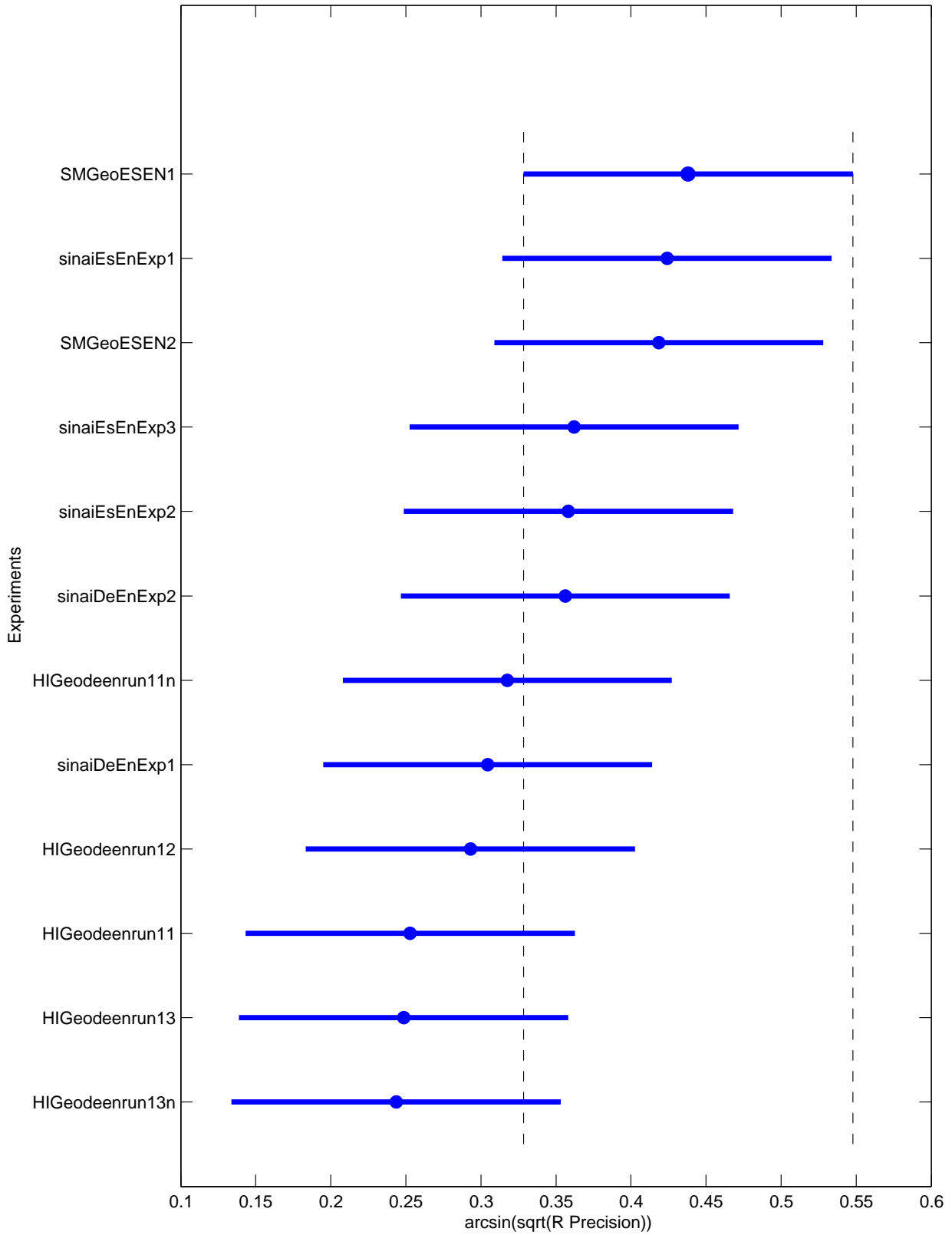
GeoCLEF Bilingual English track – Tukey T test with "top group" highlighted





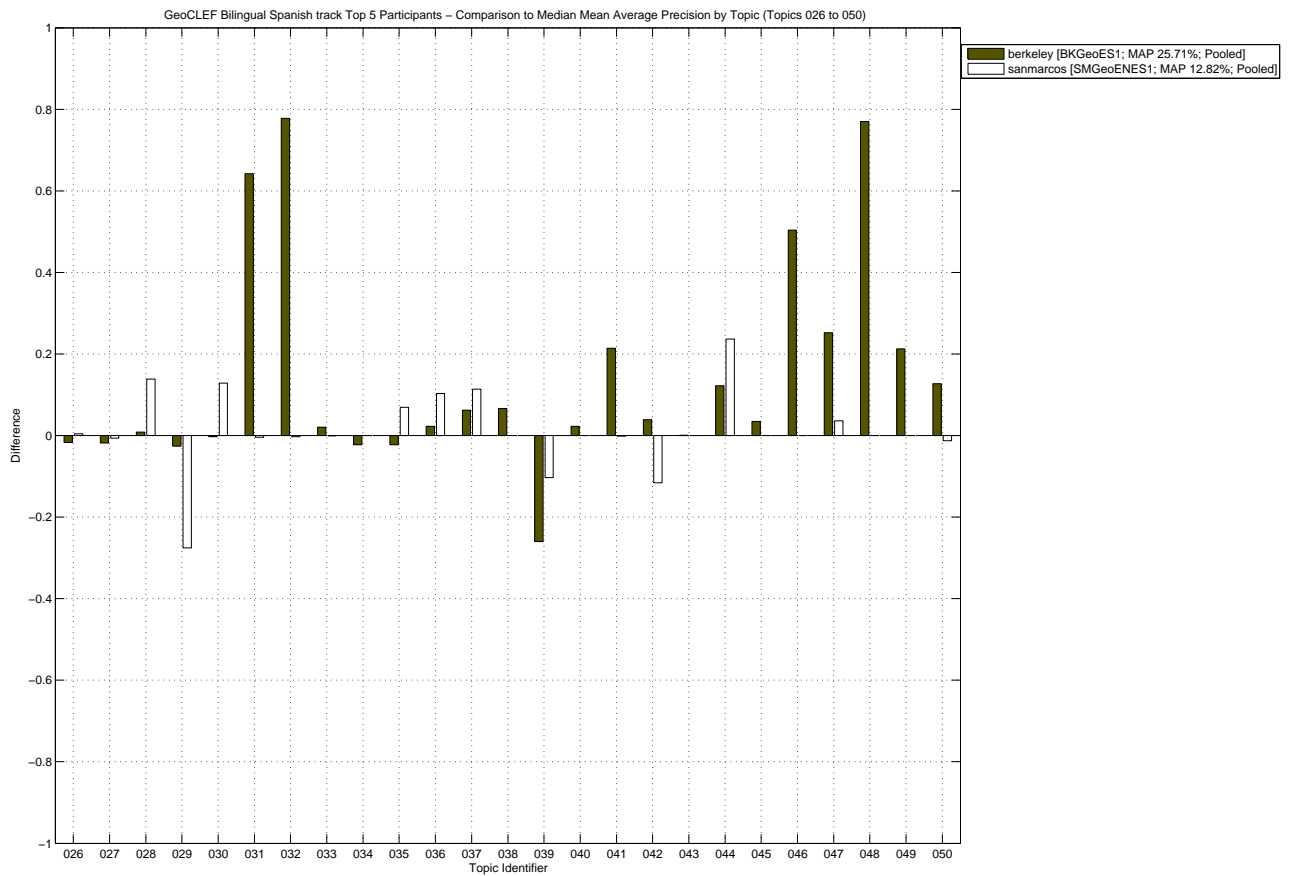
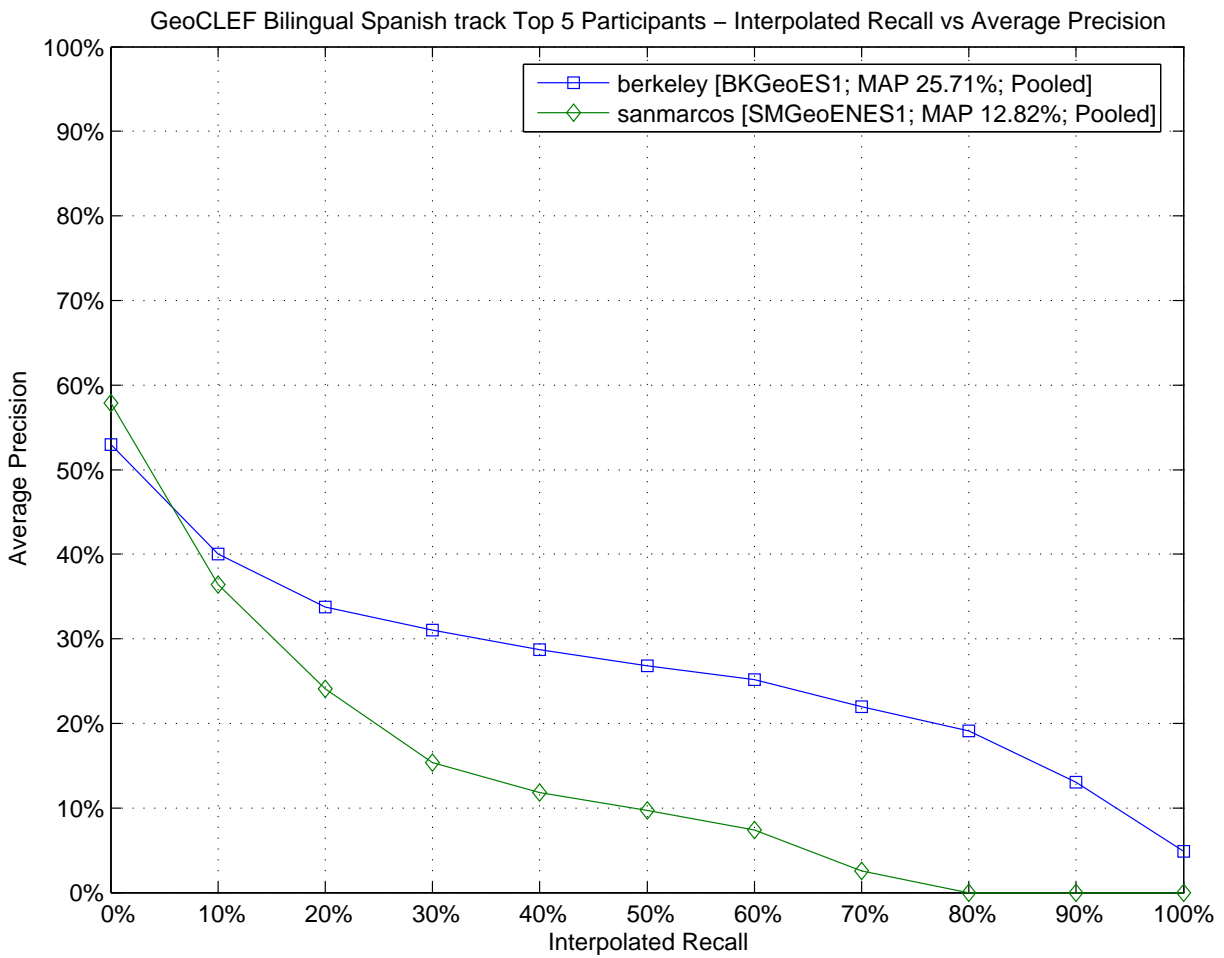


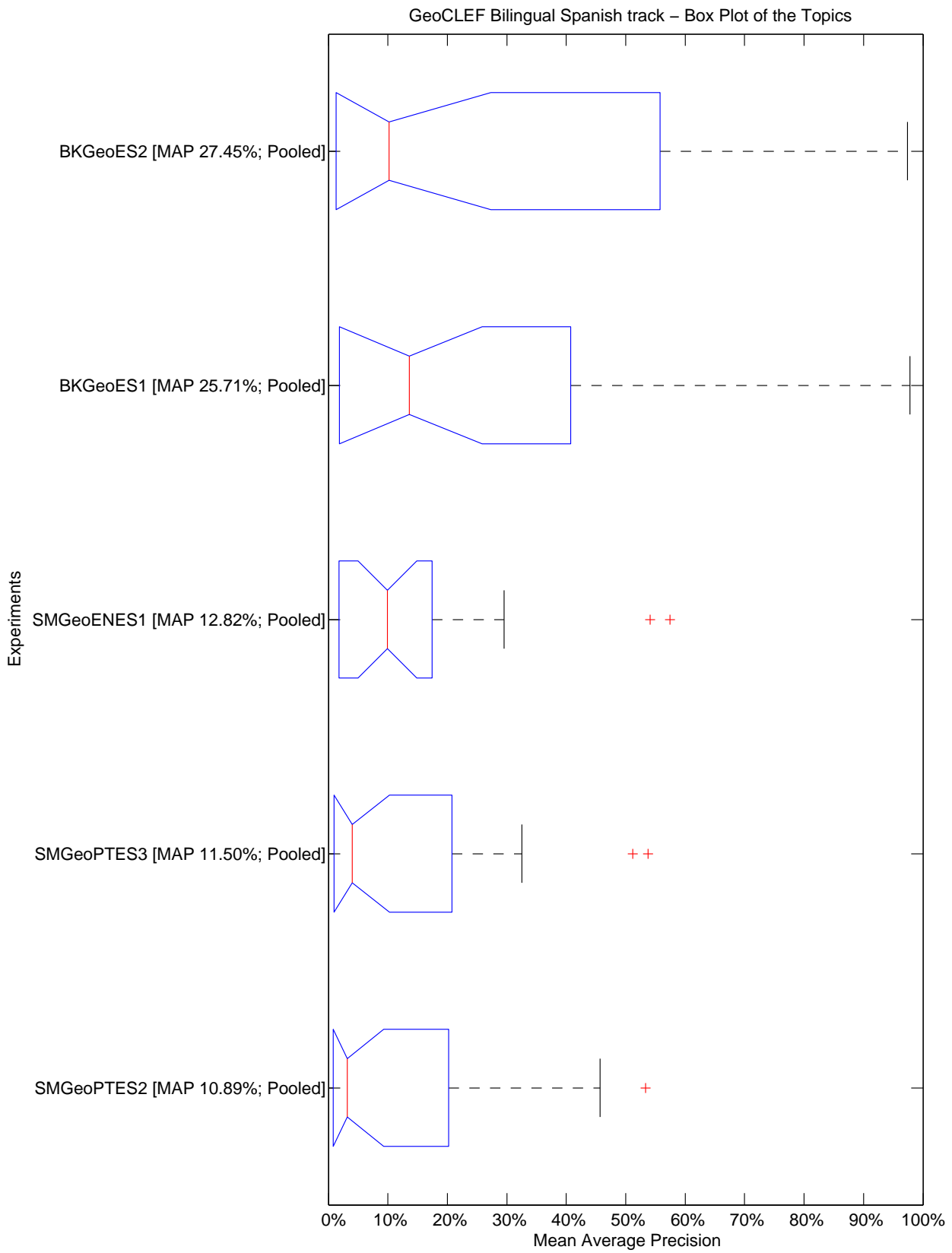
GeoCLEF Bilingual English track – Tukey T test with "top group" highlighted



Topic	Average Precision							R-Precision						
	Minimum	1st Q.	Median	3rd Q.	Maximum	Mean	Std	Minimum	1st Q.	Median	3rd Q.	Maximum	Mean	Std
026	0.0000	0.0090	0.0319	0.1993	0.2257	0.0831	0.0944	0.0000	0.0000	0.0556	0.2222	0.2222	0.0926	0.1042
027	0.0000	0.0000	0.0004	0.0281	0.0730	0.0166	0.0281	0.0000	0.0000	0.0000	0.0526	0.1053	0.0263	0.0420
028	0.0000	0.0008	0.1172	0.2284	0.3183	0.1204	0.1196	0.0000	0.0000	0.1316	0.2632	0.3684	0.1404	0.1425
029	0.0347	0.0486	0.0886	0.1245	0.2108	0.0948	0.0533	0.1111	0.1111	0.1111	0.2222	0.2222	0.1574	0.0572
030	0.0349	0.3559	0.6747	0.9623	1.0000	0.6142	0.3575	0.0000	0.4167	0.6667	0.8333	1.0000	0.5972	0.3368
031	0.1256	0.1606	0.1903	0.2383	0.4912	0.2272	0.1119	0.0678	0.1525	0.2203	0.3051	0.4746	0.2387	0.1208
032	0.4530	0.5124	0.8519	0.9554	0.9713	0.7503	0.2249	0.5806	0.5968	0.7742	0.8871	0.9355	0.7527	0.1445
033	0.0000	0.0000	0.0000	0.0035	0.0552	0.0065	0.0158	0.0000	0.0000	0.0000	0.0000	0.1500	0.0167	0.0444
034	0.0000	0.0883	0.2868	0.4205	0.4514	0.2609	0.1705	0.0000	0.0000	0.3333	0.3333	0.6667	0.2778	0.2392
035	0.0000	0.0005	0.0107	0.0229	0.0390	0.0127	0.0130	0.0000	0.0000	0.0000	0.0000	0.0000	0.0000	0.0000
036	0.0000	0.0000	0.0000	0.0000	0.0000	0.0000	0.0000	0.0000	0.0000	0.0000	0.0000	0.0000	0.0000	0.0000
037	0.0000	0.0003	0.0015	0.0557	0.0966	0.0260	0.0425	0.0000	0.0000	0.0000	0.0938	0.1250	0.0365	0.0563
038	0.0000	0.0144	0.0577	0.1625	1.0000	0.1769	0.2945	0.0000	0.0000	0.0000	0.0000	1.0000	0.0833	0.2887
039	0.0046	0.0071	0.0494	0.1246	0.3686	0.0800	0.1070	0.0000	0.0000	0.0000	0.0938	0.3750	0.0573	0.1114
040	0.2523	0.2680	0.3227	0.7960	0.8837	0.5001	0.2738	0.1429	0.2143	0.3214	0.7143	0.7857	0.4345	0.2663
041	0.0000	0.0004	0.0027	0.0116	0.0225	0.0068	0.0084	0.0000	0.0000	0.0000	0.0000	0.0000	0.0000	0.0000
042	0.0000	0.0009	0.0349	0.2763	0.5833	0.1352	0.1919	0.0000	0.0000	0.0000	0.2500	0.5000	0.1250	0.2261
043	0.0000	0.0001	0.0063	0.0194	0.0349	0.0102	0.0119	0.0000	0.0000	0.0000	0.0000	0.1250	0.0208	0.0487
044	0.0063	0.0300	0.0763	0.1244	0.2248	0.0858	0.0713	0.0000	0.0658	0.1053	0.1579	0.3421	0.1272	0.1015
045	0.0023	0.0032	0.0219	0.1364	0.3550	0.0814	0.1113	0.0000	0.0000	0.0000	0.1667	0.3333	0.0694	0.1114
046	0.0591	0.3195	0.3990	0.5678	0.9167	0.4226	0.2447	0.0000	0.3333	0.3333	0.6667	0.6667	0.3889	0.2392
047	0.0001	0.0204	0.0317	0.0423	0.0571	0.0305	0.0182	0.0000	0.0000	0.0417	0.0833	0.0833	0.0382	0.0375
048	0.6689	0.7143	0.8082	0.9132	0.9219	0.8110	0.1018	0.6250	0.6875	0.7396	0.8438	0.8542	0.7552	0.0871
049	0.0052	0.0595	0.2538	0.3667	0.6429	0.2625	0.2241	0.0000	0.0000	0.0000	0.2500	0.5000	0.1250	0.2261
050	0.0638	0.1723	0.1966	0.2315	0.2343	0.1910	0.0500	0.1333	0.2000	0.2667	0.2667	0.3333	0.2444	0.0519
<b>ALL</b>	<b>0.1456</b>	<b>0.1584</b>	<b>0.2033</b>	<b>0.2251</b>	<b>0.2707</b>	<b>0.2003</b>	<b>0.0418</b>	<b>0.1465</b>	<b>0.1584</b>	<b>0.1928</b>	<b>0.2196</b>	<b>0.2480</b>	<b>0.1922</b>	<b>0.0361</b>

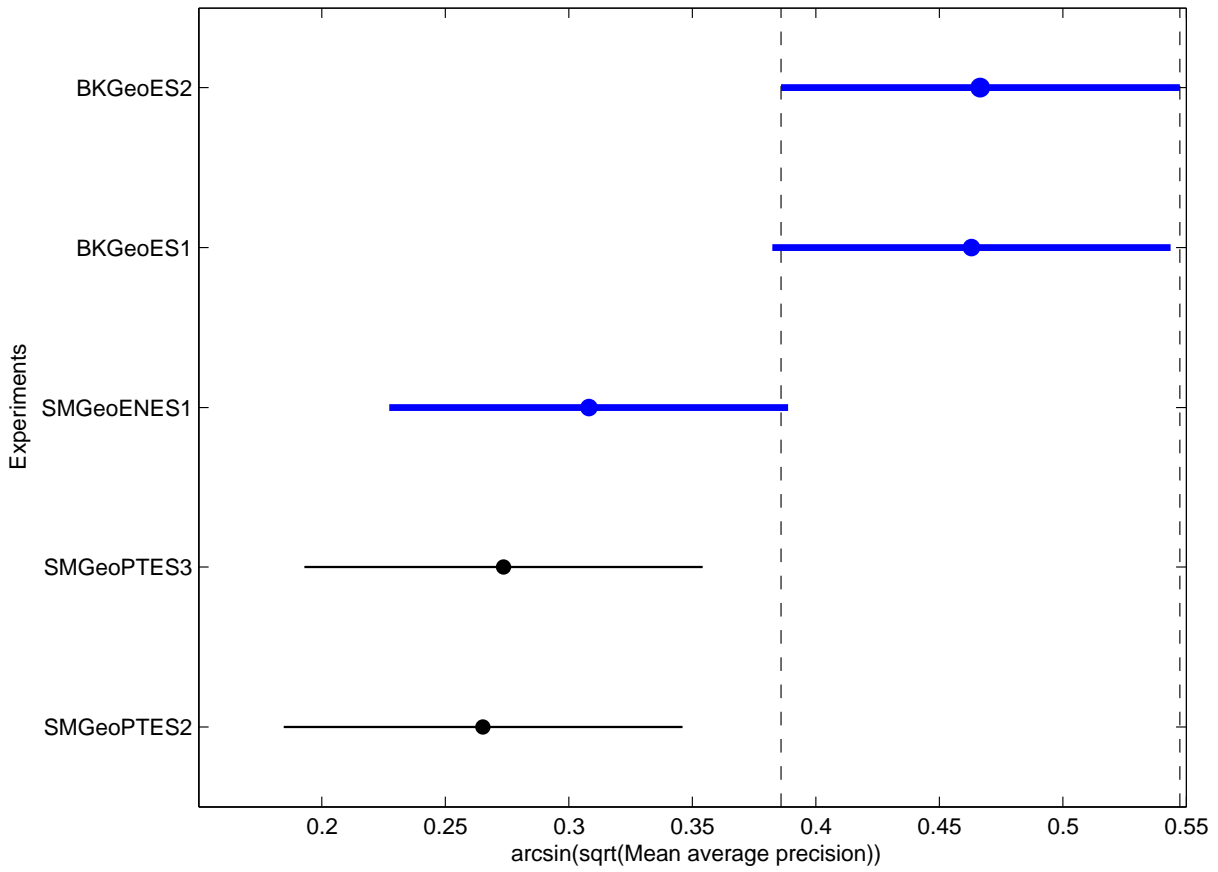




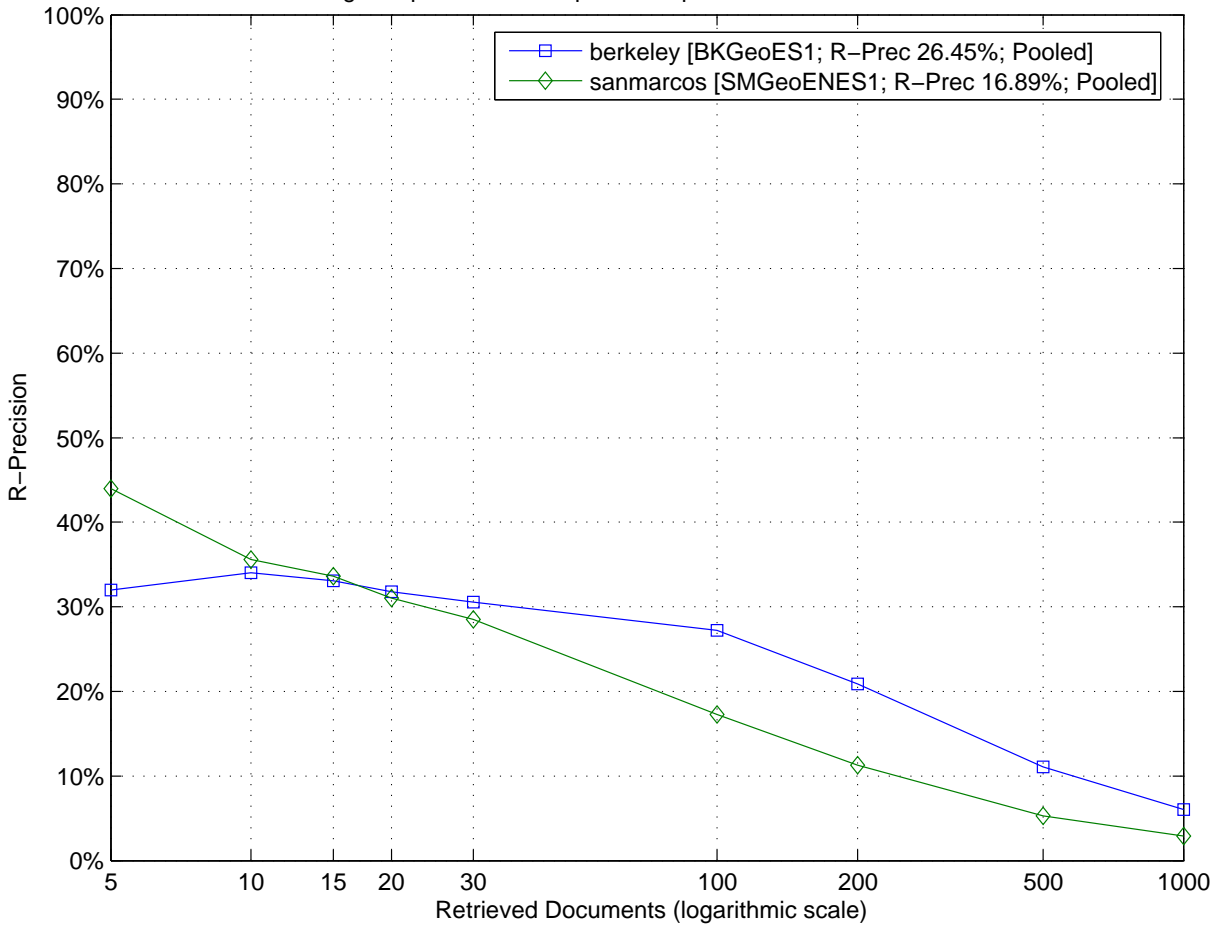




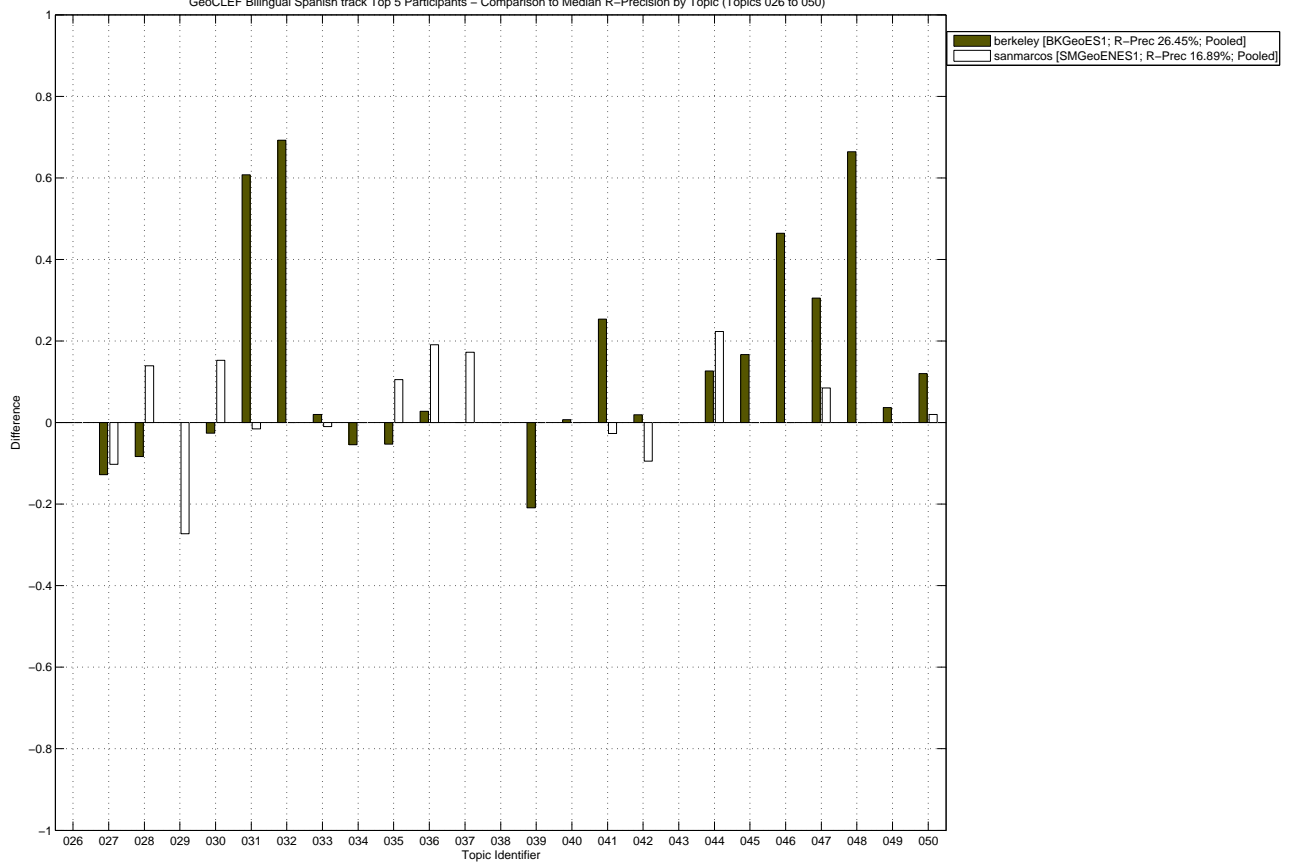
GeoCLEF Bilingual Spanish track – Tukey T test with "top group" highlighted

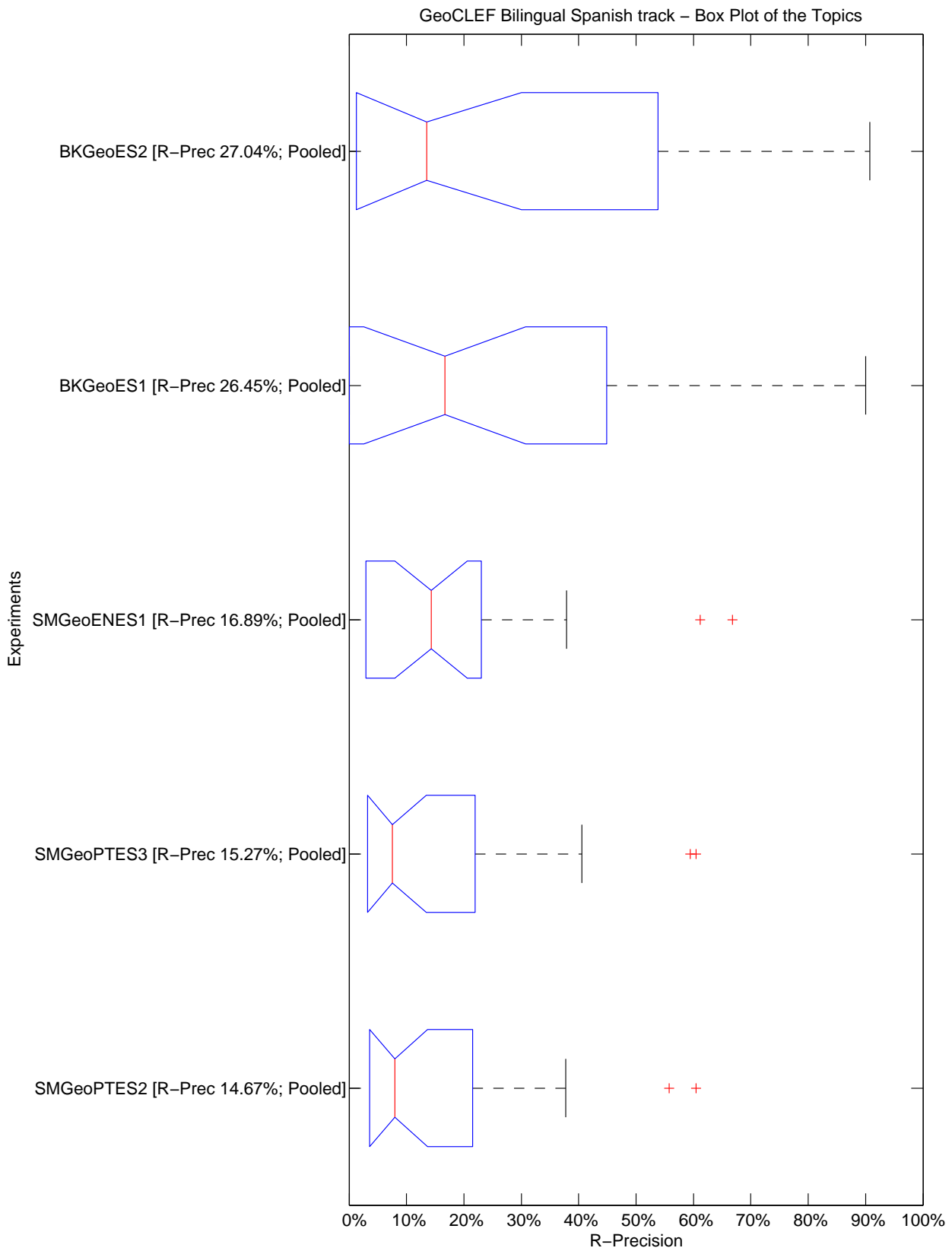


GeoCLEF Bilingual Spanish track Top 5 Participants – Retrieved documents vs Precision

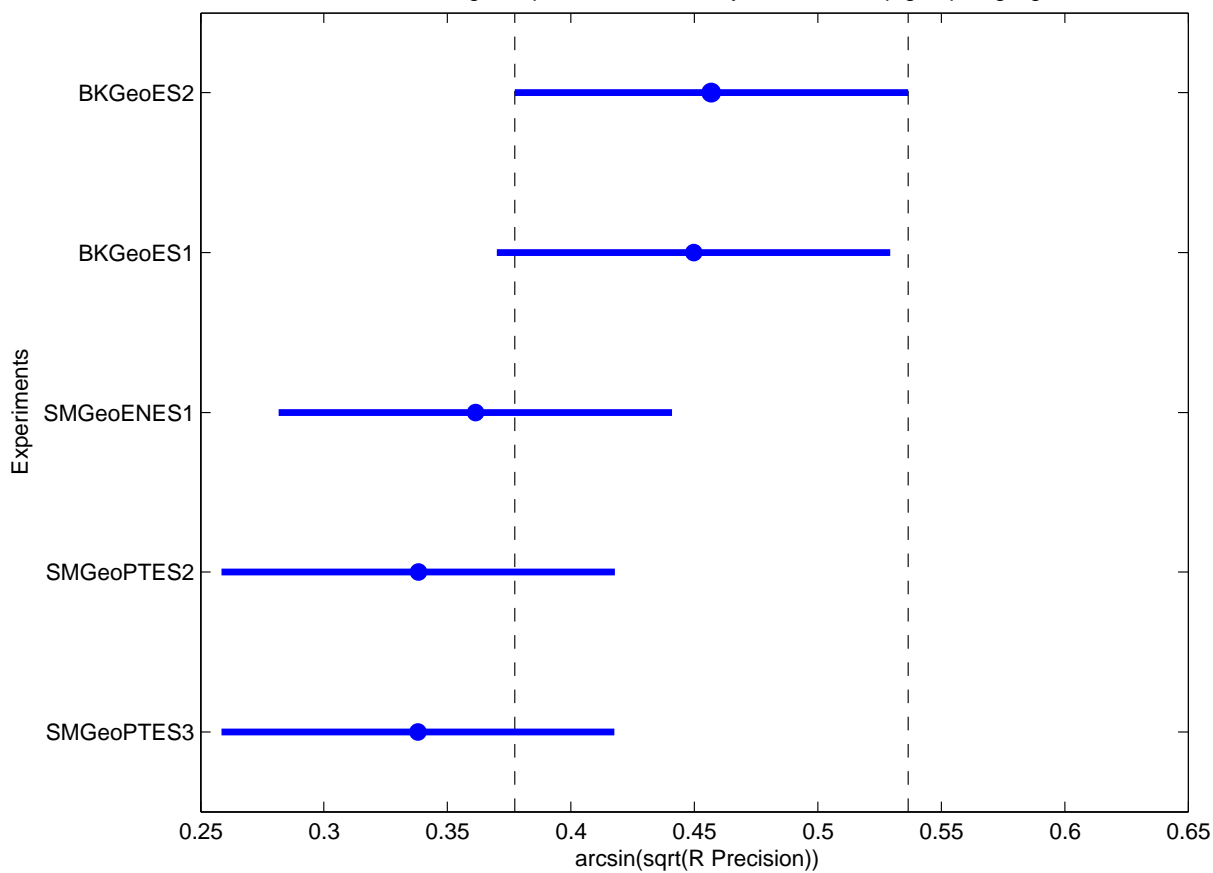


GeoCLEF Bilingual Spanish track Top 5 Participants – Comparison to Median R-Precision by Topic (Topics 026 to 050)



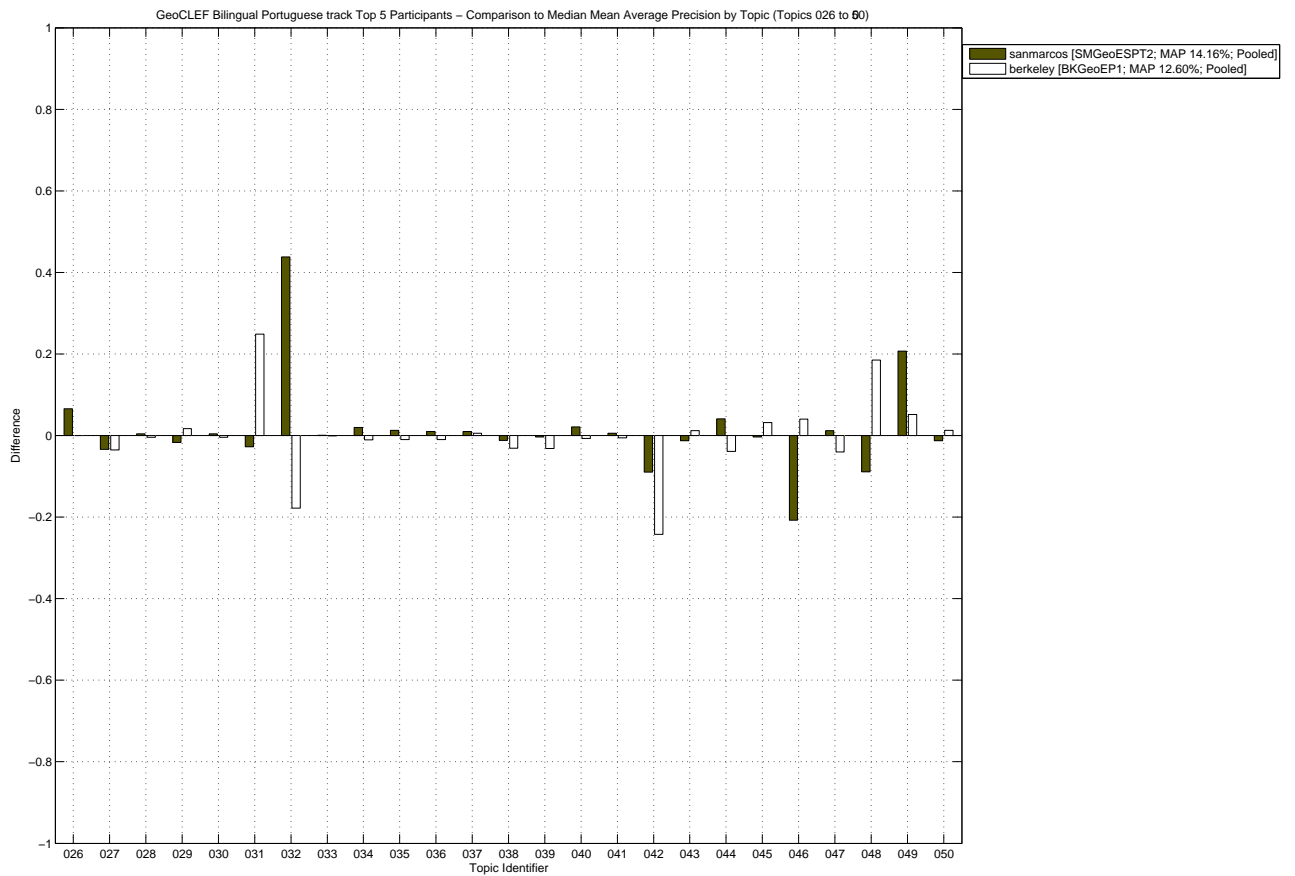
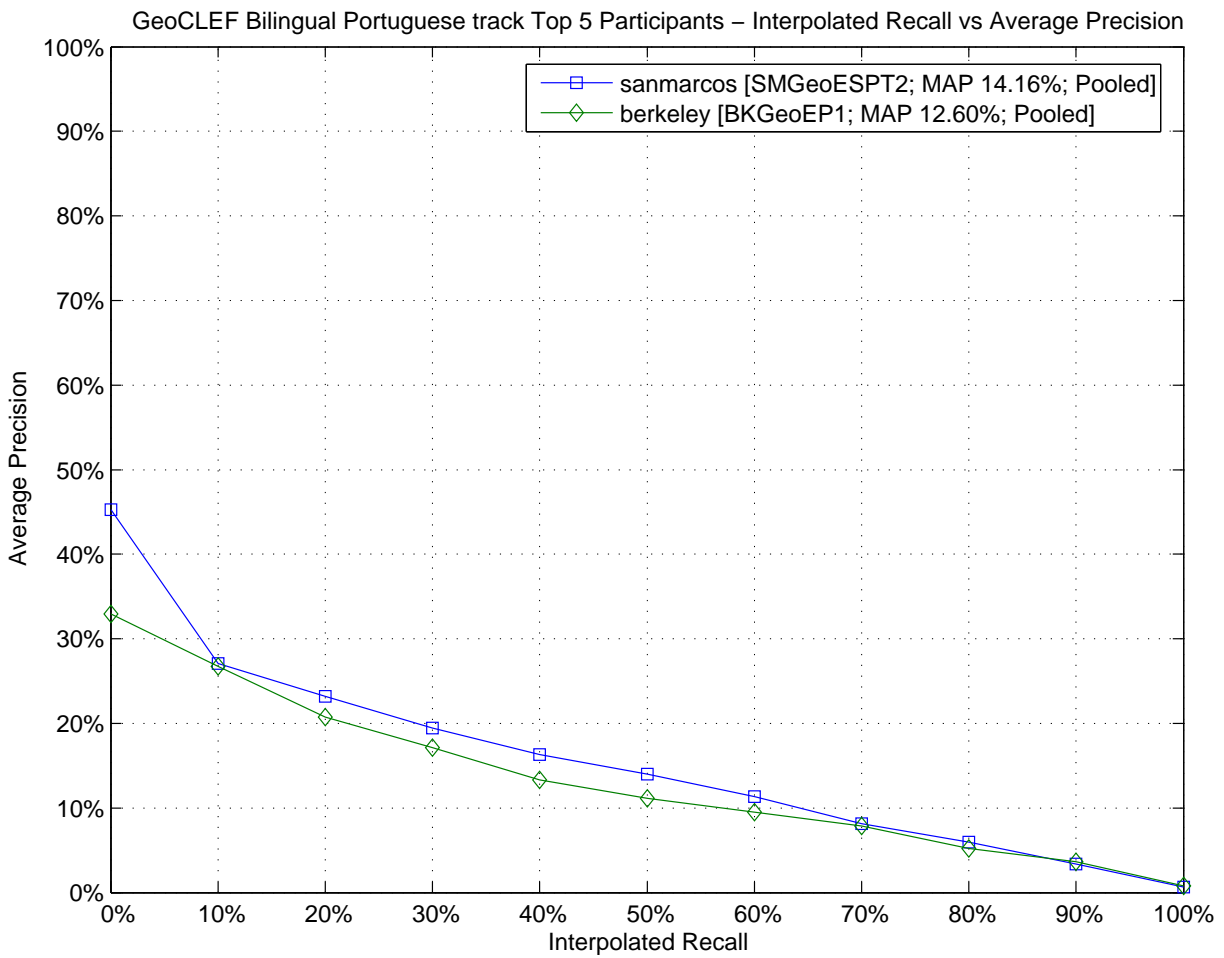


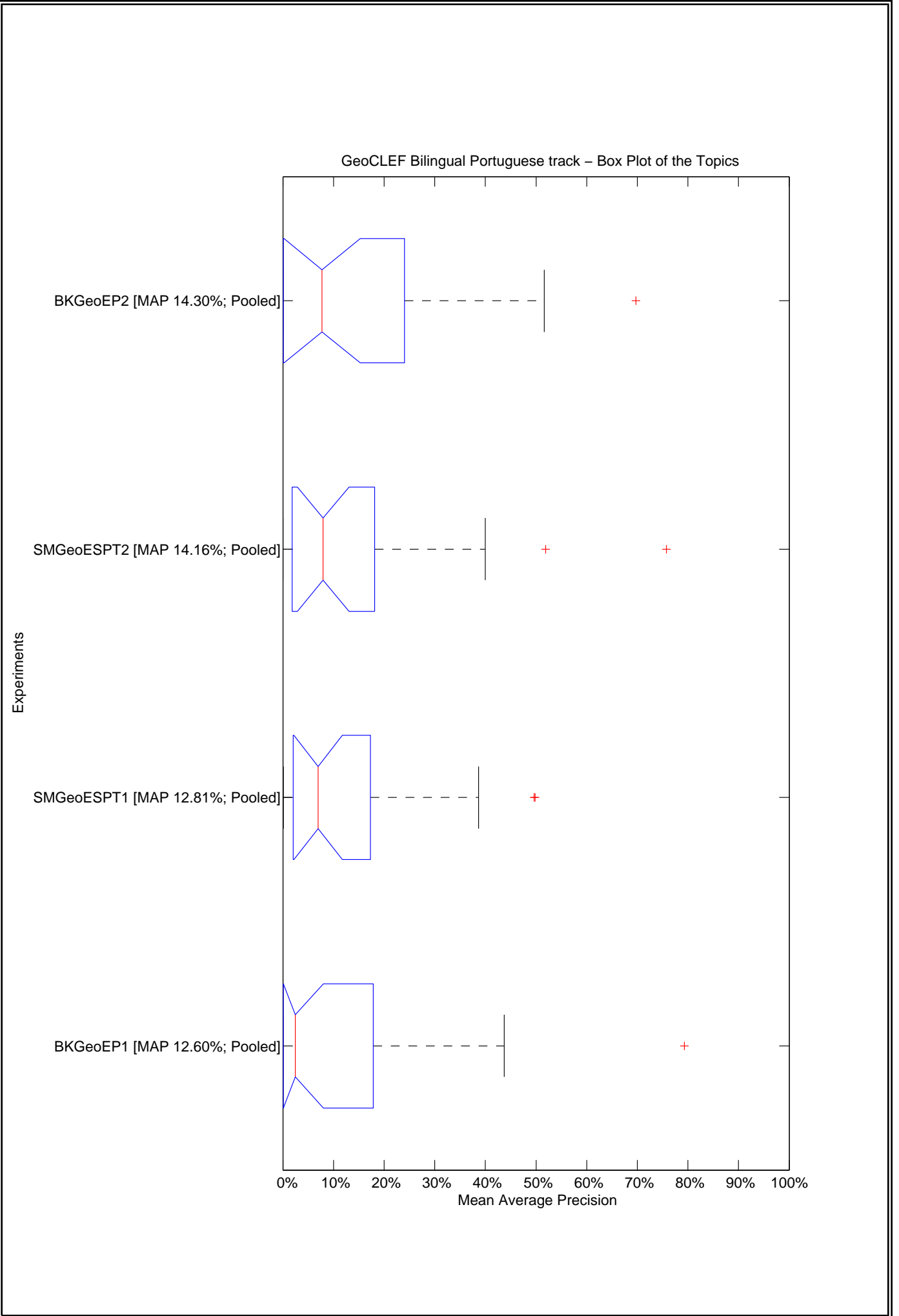
GeoCLEF Bilingual Spanish track – Tukey T test with "top group" highlighted



Topic	Average Precision							R-Precision						
	Minimum	1st Q.	Median	3rd Q.	Maximum	Mean	Std	Minimum	1st Q.	Median	3rd Q.	Maximum	Mean	Std
026	0.0001	0.0009	0.0172	0.0186	0.0212	0.0115	0.0100	0.0000	0.0000	0.0000	0.0556	0.0556	0.0222	0.0304
027	0.0084	0.0174	0.0267	0.1205	0.3867	0.0948	0.1634	0.0000	0.0192	0.1282	0.1987	0.4103	0.1385	0.1628
028	0.0713	0.0784	0.1067	0.1477	0.2455	0.1239	0.0703	0.0556	0.1181	0.1389	0.1944	0.2778	0.1556	0.0800
029	0.0098	0.1970	0.2854	0.3630	0.4752	0.2711	0.1683	0.0303	0.2348	0.3030	0.3636	0.5455	0.2970	0.1823
030	0.0000	0.0000	0.0028	0.0350	0.1311	0.0274	0.0580	0.0000	0.0000	0.0265	0.0646	0.1788	0.0464	0.0752
031	0.0087	0.0098	0.0143	0.6322	0.6565	0.2628	0.3449	0.0510	0.0510	0.0667	0.6216	0.6745	0.2894	0.3204
032	0.1971	0.1980	0.2001	0.9751	0.9782	0.5096	0.4259	0.2077	0.2077	0.2077	0.9019	0.9077	0.4862	0.3813
033	0.0001	0.0005	0.0009	0.0168	0.0212	0.0076	0.0099	0.0000	0.0075	0.0100	0.0325	0.0400	0.0180	0.0164
034	0.0983	0.1267	0.1587	0.2176	0.2316	0.1676	0.0548	0.1351	0.1351	0.1892	0.3243	0.4054	0.2324	0.1172
035	0.0071	0.0170	0.0299	0.0549	0.0991	0.0393	0.0356	0.0000	0.0395	0.0526	0.0789	0.1579	0.0632	0.0577
036	0.0002	0.0051	0.0072	0.0497	0.1102	0.0308	0.0458	0.0000	0.0273	0.0364	0.1045	0.2273	0.0727	0.0893
037	0.0000	0.0004	0.0005	0.0757	0.1145	0.0357	0.0517	0.0000	0.0000	0.0000	0.0431	0.1724	0.0345	0.0771
038	0.0000	0.0000	0.0000	0.0236	0.0663	0.0151	0.0289	0.0000	0.0000	0.0000	0.0000	0.0000	0.0000	0.0000
039	0.0098	0.1278	0.2701	0.3376	0.5358	0.2509	0.1918	0.0299	0.1866	0.2388	0.3172	0.5075	0.2537	0.1695
040	0.5335	0.5367	0.5413	0.5919	0.6760	0.5705	0.0601	0.6043	0.6043	0.6115	0.6349	0.6835	0.6245	0.0335
041	0.0086	0.0096	0.0100	0.1766	0.2243	0.0827	0.1027	0.0667	0.0867	0.0933	0.2267	0.3467	0.1573	0.1152
042	0.2006	0.2867	0.3164	0.3865	0.4796	0.3335	0.1001	0.2830	0.3538	0.3774	0.4245	0.5094	0.3887	0.0807
043	0.0000	0.0002	0.0003	0.0089	0.0318	0.0068	0.0140	0.0000	0.0000	0.0000	0.0104	0.0417	0.0083	0.0186
044	0.0283	0.0485	0.0584	0.2091	0.2954	0.1235	0.1126	0.0777	0.1286	0.1553	0.3058	0.3786	0.2078	0.1206
045	0.0138	0.0196	0.0221	0.0314	0.0567	0.0274	0.0168	0.0000	0.0000	0.0000	0.1042	0.1667	0.0500	0.0745
046	0.0519	0.0562	0.1107	0.6201	0.6369	0.2943	0.3035	0.0714	0.0714	0.1429	0.5536	0.6071	0.2857	0.2637
047	0.0097	0.0262	0.0337	0.1236	0.2860	0.0861	0.1138	0.0169	0.0297	0.0339	0.1737	0.3390	0.1085	0.1348
048	0.0565	0.0567	0.0581	0.7562	0.8280	0.3463	0.3975	0.0755	0.0755	0.0755	0.6575	0.7396	0.3192	0.3360
049	0.4566	0.4982	0.5745	0.7545	0.7874	0.6148	0.1445	0.5576	0.5853	0.6682	0.6982	0.7051	0.6442	0.0650
050	0.0401	0.0491	0.0528	0.1212	0.1796	0.0853	0.0578	0.0400	0.0700	0.1000	0.1450	0.2200	0.1120	0.0672
<b>ALL</b>	<b>0.1089</b>	<b>0.1135</b>	<b>0.1282</b>	<b>0.2615</b>	<b>0.2745</b>	<b>0.1768</b>	<b>0.0818</b>	<b>0.1467</b>	<b>0.1512</b>	<b>0.1689</b>	<b>0.2660</b>	<b>0.2704</b>	<b>0.2006</b>	<b>0.0615</b>

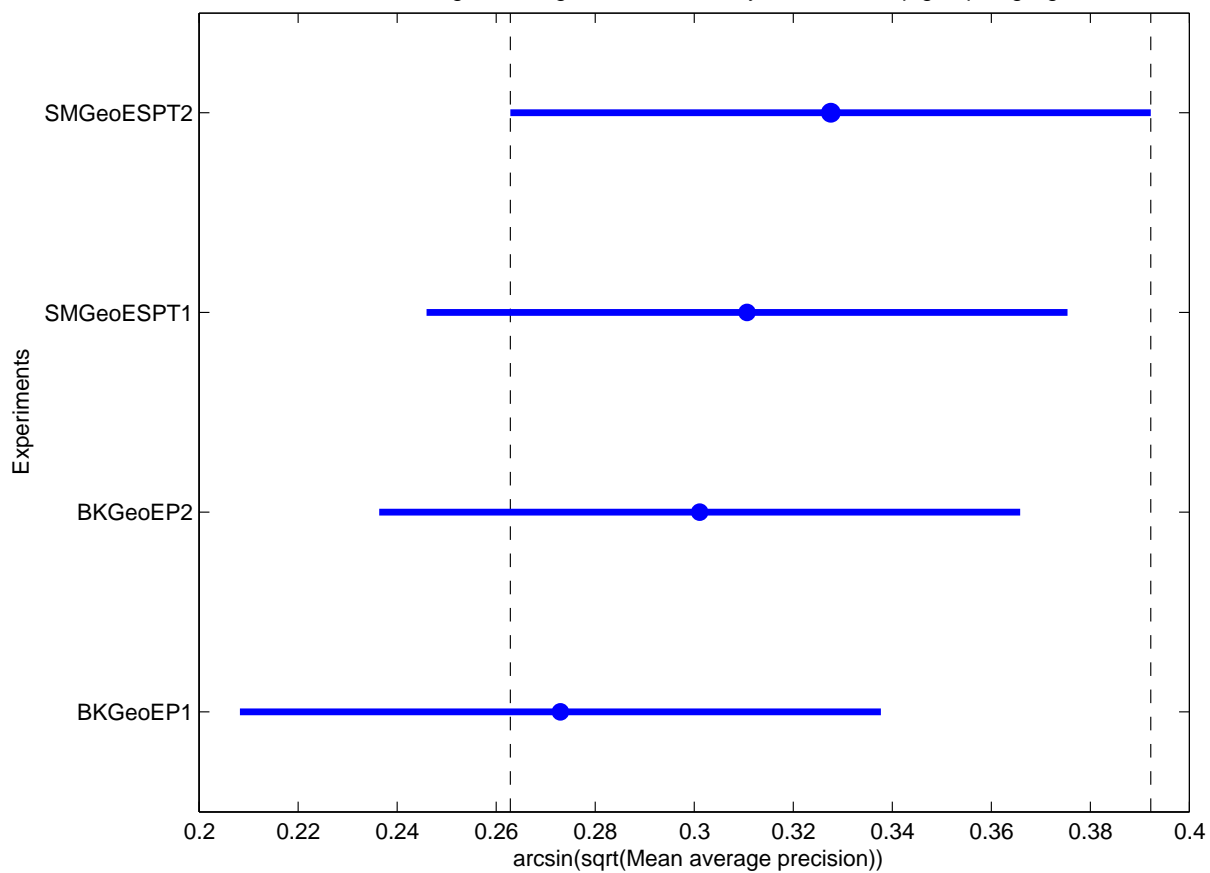


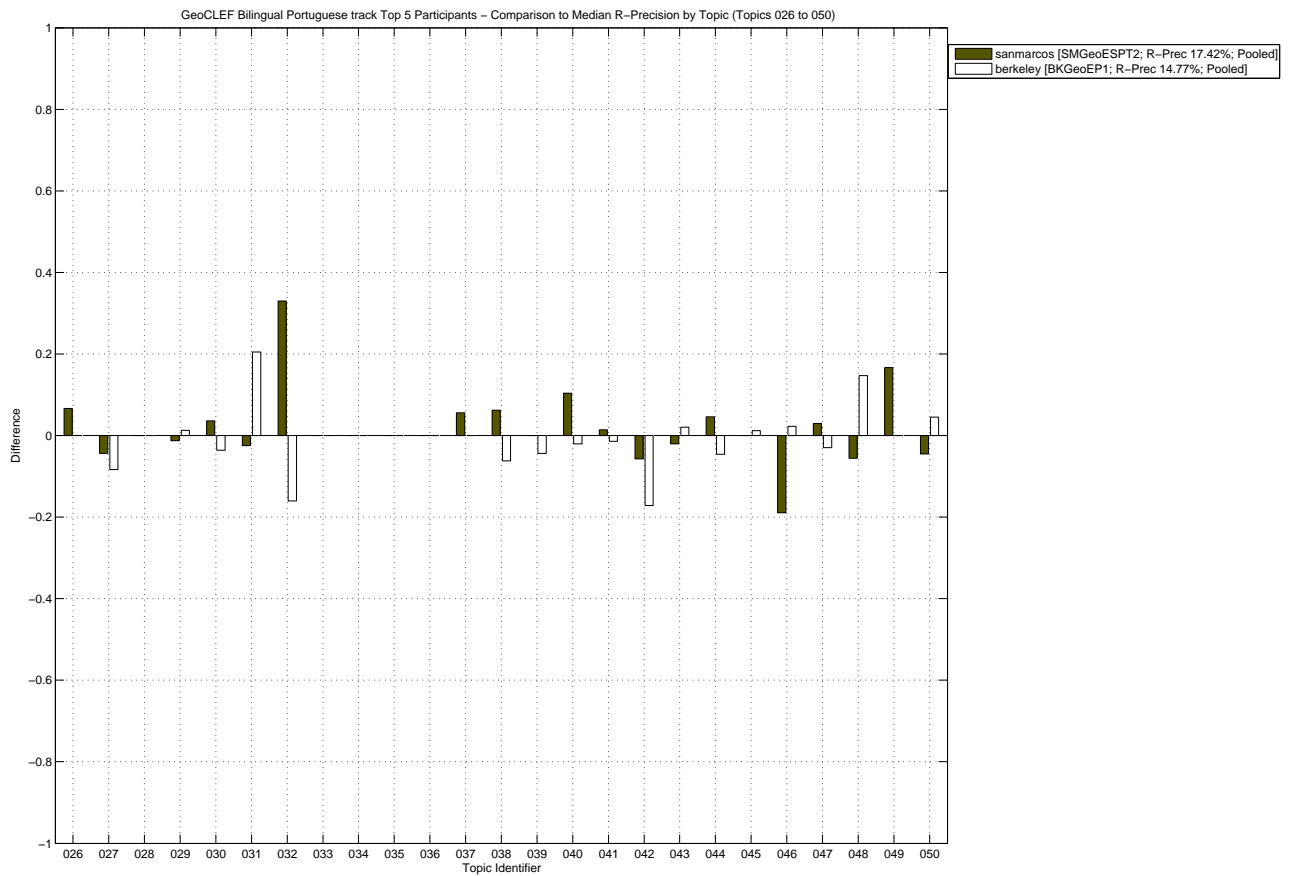
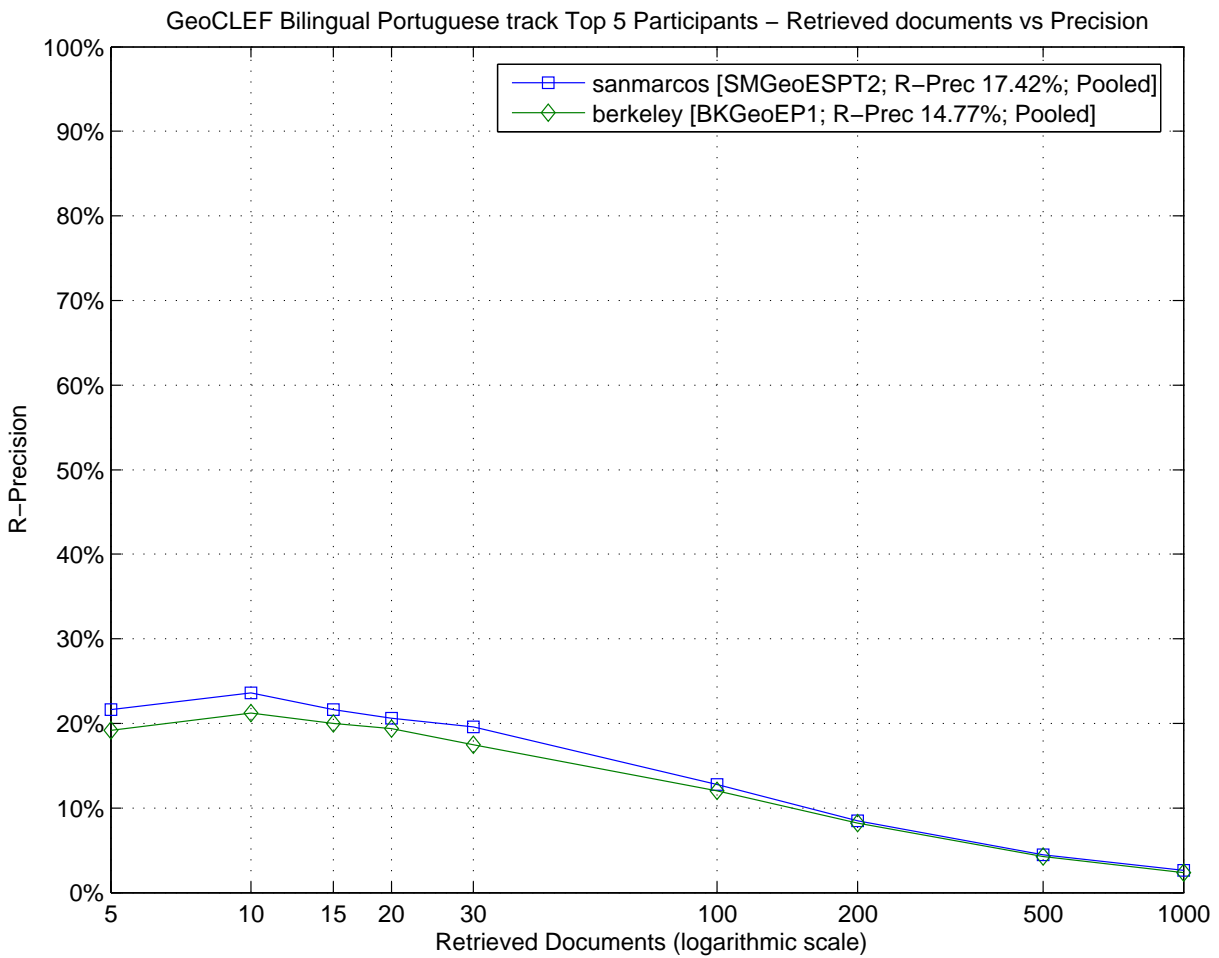


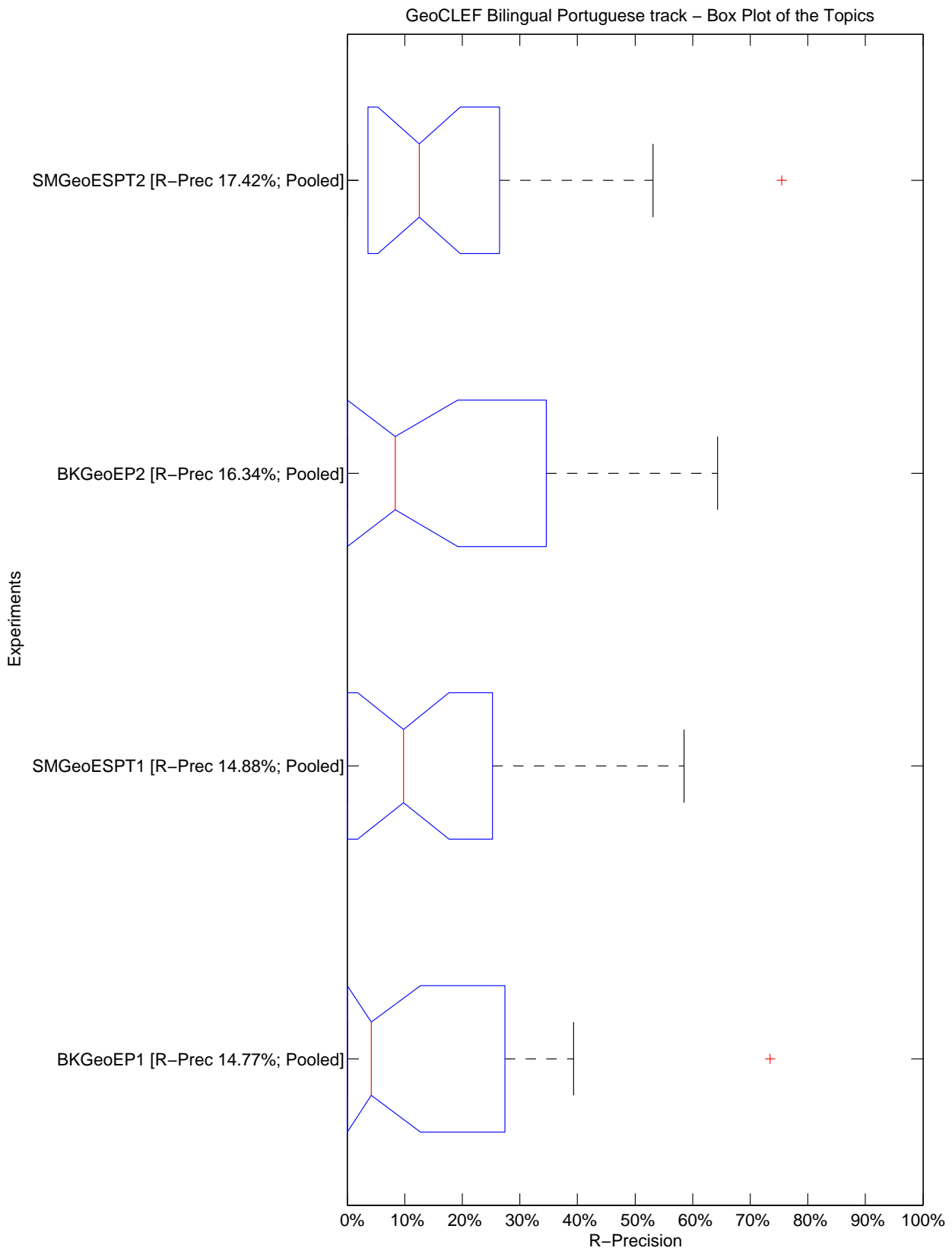




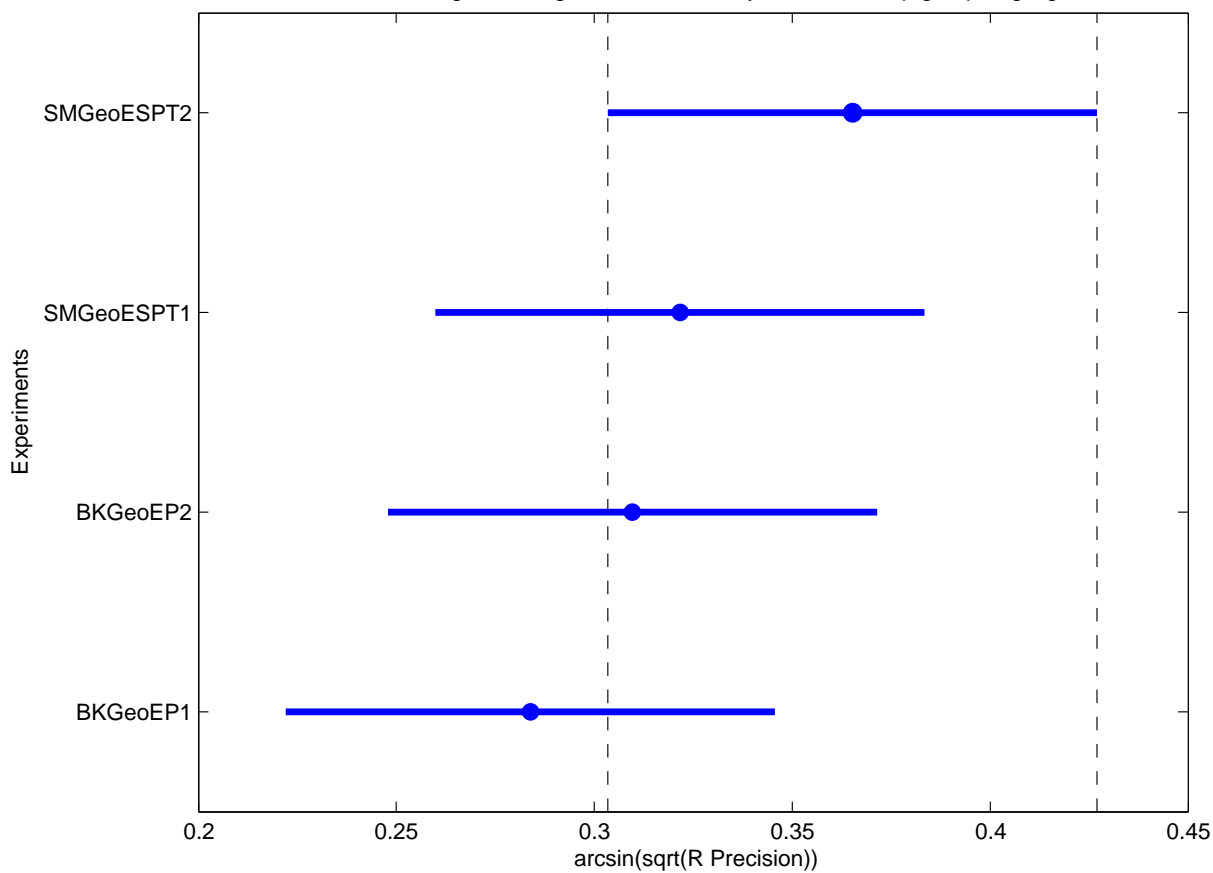
GeoCLEF Bilingual Portuguese track – Tukey T test with "top group" highlighted







GeoCLEF Bilingual Portuguese track – Tukey T test with "top group" highlighted



Topic	Average Precision							R-Precision						
	Minimum	1st Q.	Median	3rd Q.	Maximum	Mean	Std	Minimum	1st Q.	Median	3rd Q.	Maximum	Mean	Std
026	0.0117	0.0120	0.0125	0.0453	0.0779	0.0286	0.0328	0.0000	0.0000	0.0000	0.0333	0.0667	0.0167	0.0333
027	0.0003	0.0009	0.0357	0.0797	0.0897	0.0403	0.0462	0.0000	0.0196	0.0833	0.1667	0.2059	0.0931	0.0921
028	0.0854	0.1041	0.1271	0.1860	0.2405	0.1450	0.0667	0.1562	0.1875	0.2188	0.2812	0.3438	0.2344	0.0786
029	0.0686	0.1525	0.2534	0.3019	0.3334	0.2272	0.1131	0.0769	0.1923	0.3205	0.3590	0.3846	0.2756	0.1363
030	0.0069	0.0075	0.0122	0.2015	0.3866	0.1045	0.1881	0.0000	0.0000	0.0357	0.2500	0.4286	0.1250	0.2052
031	0.1438	0.1526	0.1887	0.3268	0.4374	0.2397	0.1354	0.1311	0.1475	0.1885	0.3033	0.3934	0.2254	0.1170
032	0.0776	0.1098	0.3201	0.6281	0.7579	0.3689	0.3186	0.2075	0.2358	0.4245	0.6698	0.7547	0.4528	0.2610
033	0.0000	0.0000	0.0009	0.0067	0.0116	0.0033	0.0056	0.0000	0.0000	0.0000	0.0000	0.0000	0.0000	0.0000
034	0.0014	0.0015	0.0120	0.0272	0.0321	0.0143	0.0154	0.0000	0.0000	0.0000	0.0000	0.0000	0.0000	0.0000
035	0.0014	0.0035	0.0151	0.0262	0.0276	0.0148	0.0133	0.0000	0.0000	0.0000	0.0000	0.0000	0.0000	0.0000
036	0.0000	0.0000	0.0096	0.0240	0.0288	0.0120	0.0144	0.0000	0.0000	0.0000	0.0000	0.0000	0.0000	0.0000
037	0.0007	0.0011	0.0072	0.0150	0.0172	0.0081	0.0082	0.0000	0.0000	0.0000	0.0278	0.0556	0.0139	0.0278
038	0.1435	0.1530	0.1745	0.2437	0.3010	0.1984	0.0707	0.1250	0.1250	0.1875	0.2500	0.2500	0.1875	0.0722
039	0.0545	0.0685	0.0861	0.1963	0.3028	0.1324	0.1146	0.0870	0.1087	0.1304	0.1957	0.2609	0.1522	0.0753
040	0.0001	0.0001	0.0071	0.0213	0.0284	0.0107	0.0135	0.0000	0.0000	0.0208	0.0833	0.1250	0.0417	0.0589
041	0.0000	0.0001	0.0057	0.0113	0.0115	0.0057	0.0065	0.0000	0.0000	0.0144	0.0288	0.0288	0.0144	0.0167
042	0.1065	0.1826	0.3486	0.4673	0.4961	0.3250	0.1773	0.2000	0.2571	0.3714	0.4571	0.4857	0.3571	0.1267
043	0.0002	0.0007	0.0129	0.0436	0.0626	0.0221	0.0292	0.0000	0.0000	0.0208	0.0625	0.0833	0.0313	0.0399
044	0.0000	0.0000	0.0387	0.0786	0.0797	0.0393	0.0454	0.0000	0.0000	0.0461	0.0987	0.1053	0.0493	0.0572
045	0.0295	0.1339	0.2418	0.2596	0.2739	0.1967	0.1125	0.0854	0.2195	0.3537	0.3598	0.3659	0.2896	0.1363
046	0.0922	0.1758	0.2996	0.4281	0.5165	0.3020	0.1763	0.1667	0.2500	0.3561	0.4621	0.5455	0.3561	0.1557
047	0.0013	0.0155	0.0419	0.0713	0.0884	0.0434	0.0370	0.0000	0.0000	0.0294	0.0735	0.0882	0.0368	0.0441
048	0.0229	0.2711	0.6083	0.7453	0.7932	0.5082	0.3428	0.0979	0.3147	0.5874	0.6888	0.7343	0.5017	0.2817
049	0.0880	0.1145	0.1924	0.3217	0.3997	0.2181	0.1372	0.0556	0.1667	0.2778	0.3611	0.4444	0.2639	0.1596
050	0.1034	0.1173	0.1441	0.1986	0.2403	0.1580	0.0591	0.1591	0.1705	0.2273	0.3182	0.3636	0.2443	0.0935
ALL	0.1260	0.1271	0.1348	0.1423	0.1430	0.1347	0.0088	0.1477	0.1482	0.1561	0.1688	0.1742	0.1585	0.0127



# **Individual Experiment Results and Graphs**





Overall statistics for 25 queries :	
Total number of documents over all queries	
Retrieved	25,000
Relevant	602
Relevant retrieved	490
Geometric Mean Average Precision	0.0434
Binary Preference (BPREF)	0.1665

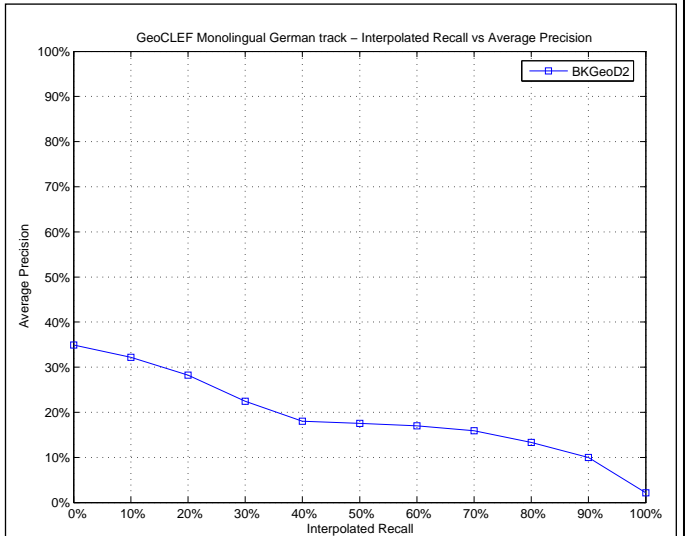
Priority	1
Query Construction	AUTOMATIC
Source Language	German
Topic Fields	title, description, narrative
Pooled	true

German topics TDN with blind feedback

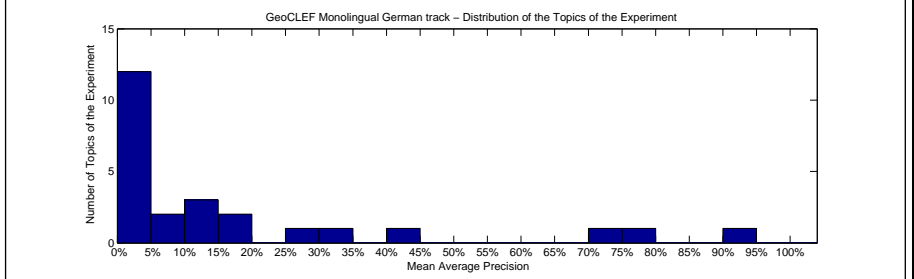
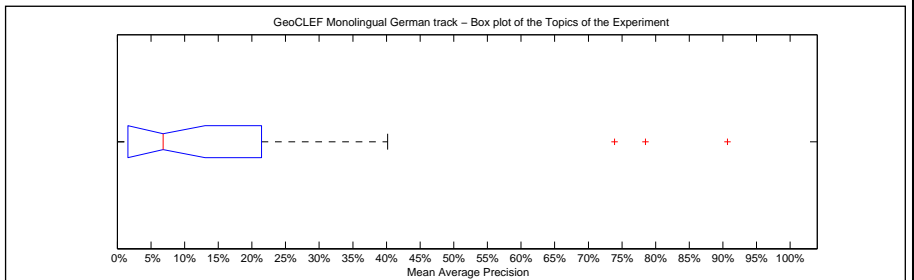
Interploated Recall (%)	Precision Averages (%)
0	34.92
10	32.21
20	28.25
30	22.43
40	18.05
50	17.57
60	17.00
70	15.88
80	13.29
90	9.95
100	2.16

Average precision (non-interpolated) for all relevant documents (averaged over queries)

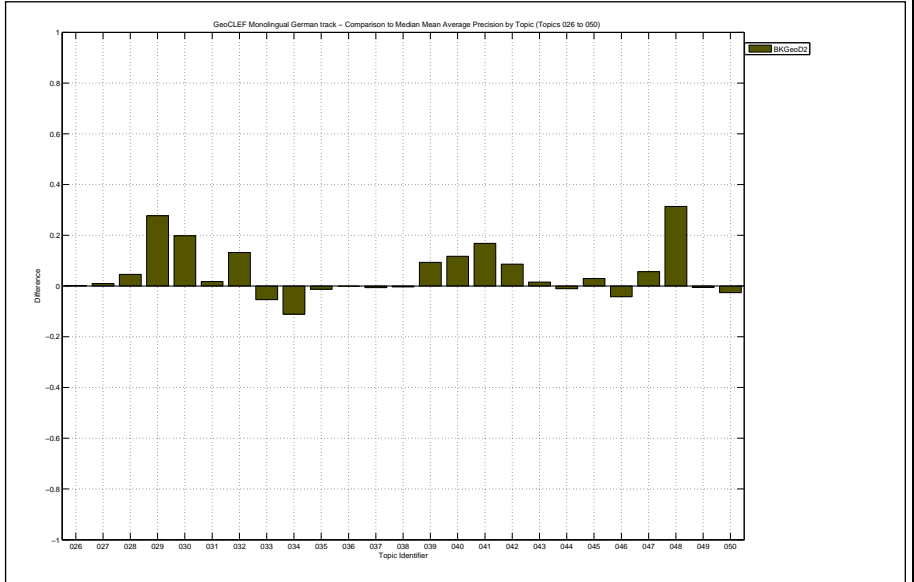
18.22



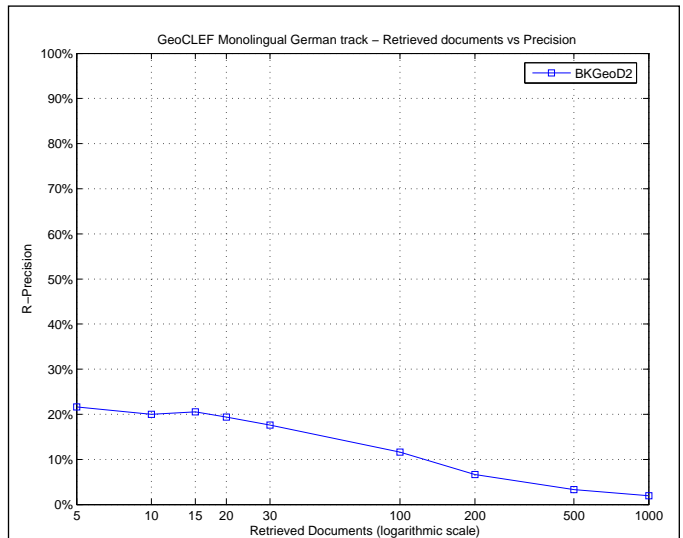
Mean Average Precision	
Maximum	0.9069
Minimum	0.0000
First Quartile	0.0160
Second Quartile	0.0682
Third Quartile	0.2145
Interquartile range	0.1986
Mean	0.1822
Standard Deviation	0.2623
Lower Outlier Threshold	0.0000
Upper Outlier Threshold	0.4016
Mean With No Outliers	0.0965
Std With No Outliers	0.1178



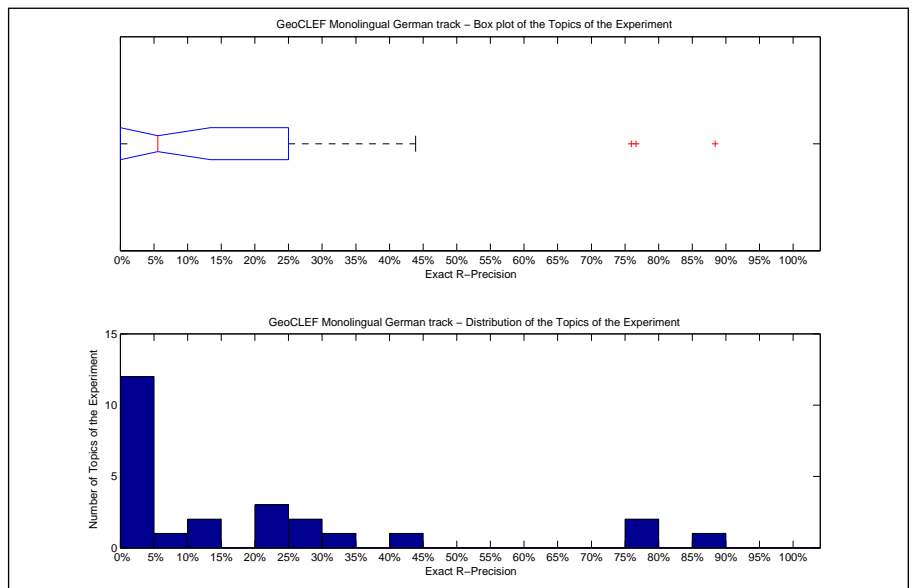
Precision averages (%) for individual queries			
Topic 026	0.36	Topic 039	16.21
Topic 027	2.34	Topic 040	40.16
Topic 028	12.02	Topic 041	18.63
Topic 029	34.86	Topic 042	12.73
Topic 030	78.49	Topic 043	3.34
Topic 031	6.82	Topic 044	0.23
Topic 032	73.90	Topic 045	4.61
Topic 033	0.37	Topic 046	11.88
Topic 034	29.92	Topic 047	8.61
Topic 035	1.76	Topic 048	90.69
Topic 036	0.80	Topic 049	3.74
Topic 037	0.00	Topic 050	1.11
Topic 038	1.85		



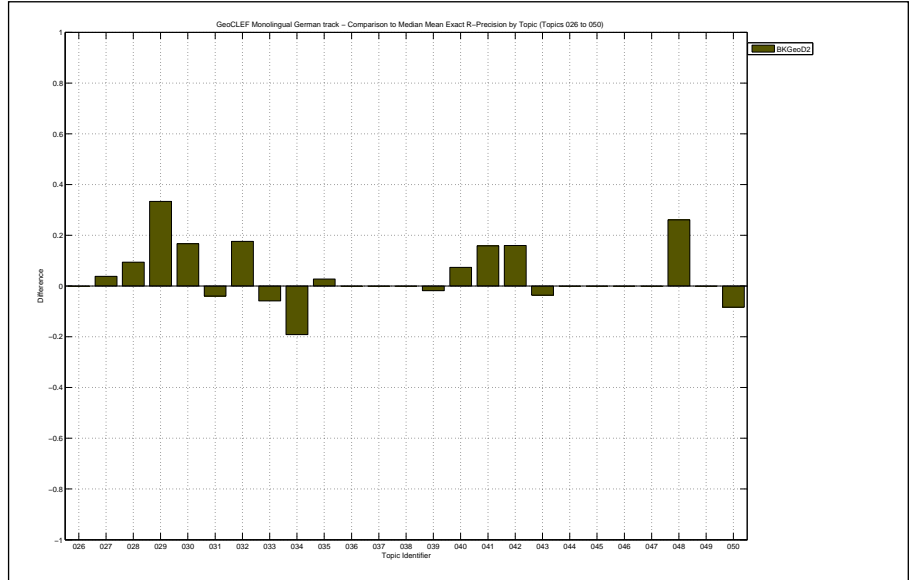
Docs Cutoff Levels	Precision at DCL (%)
5 docs	21.60
10 docs	20.00
15 docs	20.53
20 docs	19.40
30 docs	17.60
100 docs	11.60
200 docs	6.66
500 docs	3.33
1000 docs	1.96
R-Precision (precision after R document retrieved, where R = Relevant retrieved)	
	18.57



Exact R-Precision	
Maximum	0.8841
Minimum	0.0000
First Quartile	0.0000
Second Quartile	0.0556
Third Quartile	0.2500
Interquartile range	0.2500
Mean	0.1857
Standard Deviation	0.2650
Lower Outlier Threshold	0.0000
Upper Outlier Threshold	0.4390
Mean With No Outliers	0.1014
Std With No Outliers	0.1337



Precision averages (%) for individual queries			
Topic 026	0.00	Topic 039	11.11
Topic 027	10.77	Topic 040	43.90
Topic 028	25.00	Topic 041	21.05
Topic 029	33.33	Topic 042	21.28
Topic 030	76.67	Topic 043	0.00
Topic 031	2.63	Topic 044	0.00
Topic 032	75.93	Topic 045	0.00
Topic 033	0.00	Topic 046	25.00
Topic 034	23.53	Topic 047	0.00
Topic 035	5.56	Topic 048	88.41
Topic 036	0.00	Topic 049	0.00
Topic 037	0.00	Topic 050	0.00
Topic 038	0.00		



Overall statistics for 25 queries :	
Total number of documents over all queries	
Retrieved	25,000
Relevant	602
Relevant retrieved	435
Geometric Mean Average Precision	0.0466
Binary Preference (BPREF)	0.1936

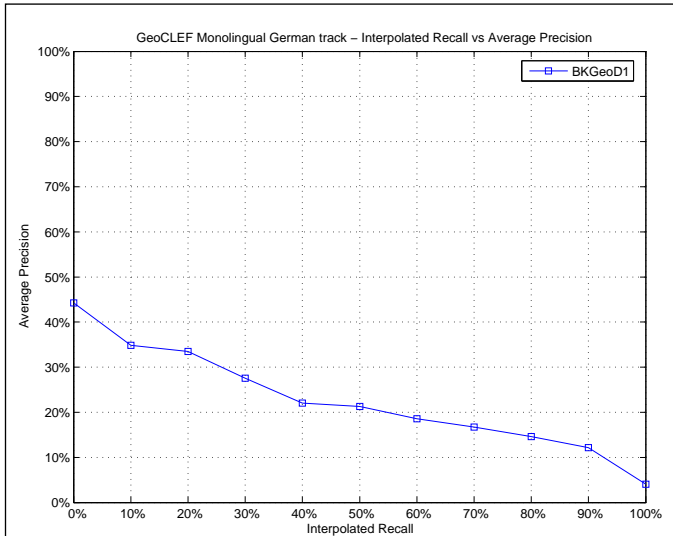
Priority	2
Query Construction	AUTOMATIC
Source Language	German
Topic Fields	title, description
Pooled	true

German automatic TD with blind feedback

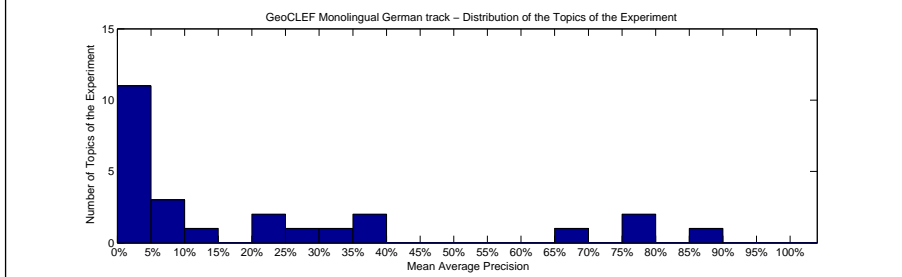
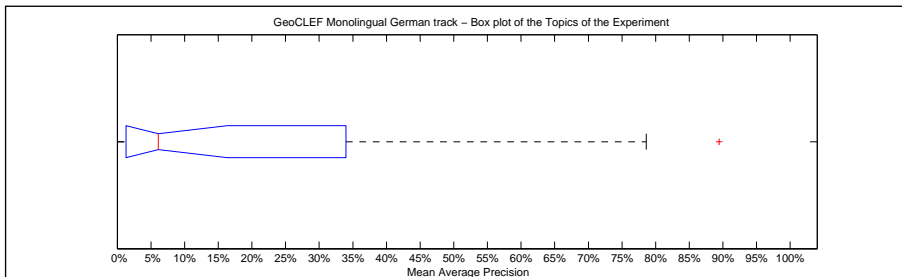
Interploated Recall (%)	Precision Averages (%)
0	44.24
10	34.84
20	33.46
30	27.55
40	22.05
50	21.30
60	18.54
70	16.72
80	14.63
90	12.13
100	4.05

Average precision (non-interpolated) for all relevant documents (averaged over queries)

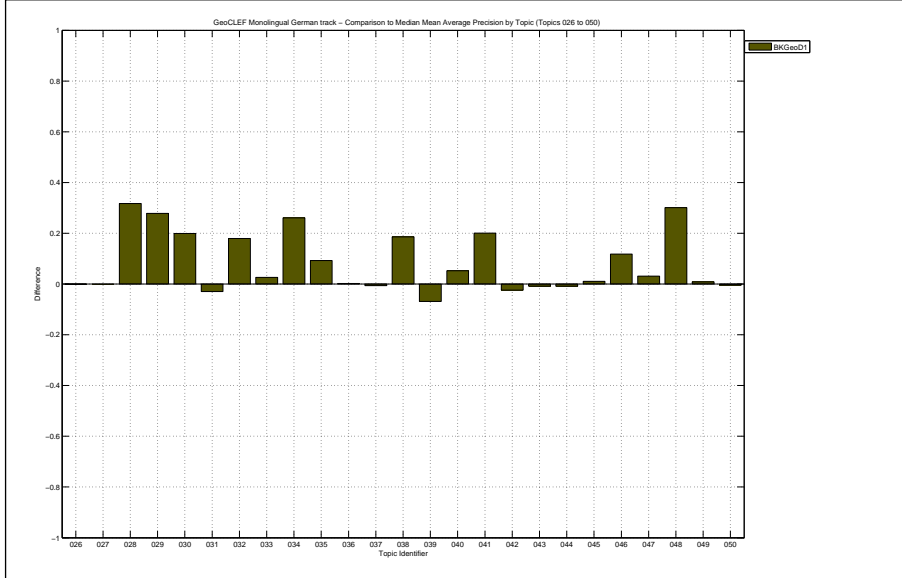
21.51



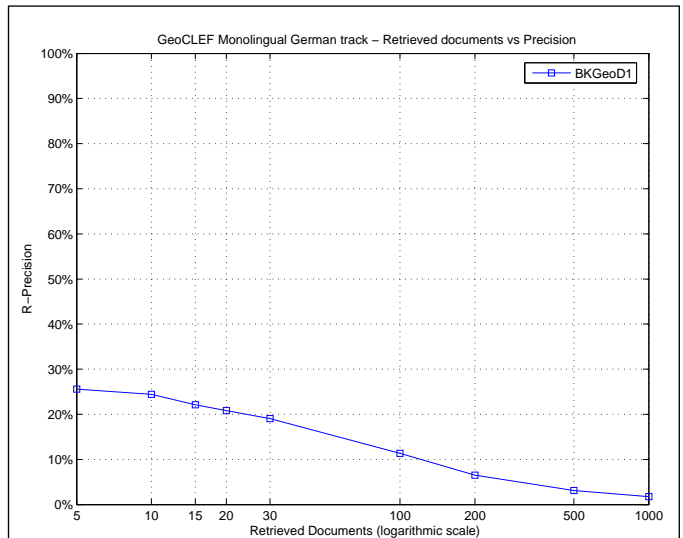
Mean Average Precision	
Maximum	0.8944
Minimum	0.0001
First Quartile	0.0128
Second Quartile	0.0610
Third Quartile	0.3398
Interquartile range	0.3270
Mean	0.2151
Standard Deviation	0.2827
Lower Outlier Threshold	0.0001
Upper Outlier Threshold	0.7862
Mean With No Outliers	0.1868
Std With No Outliers	0.2500



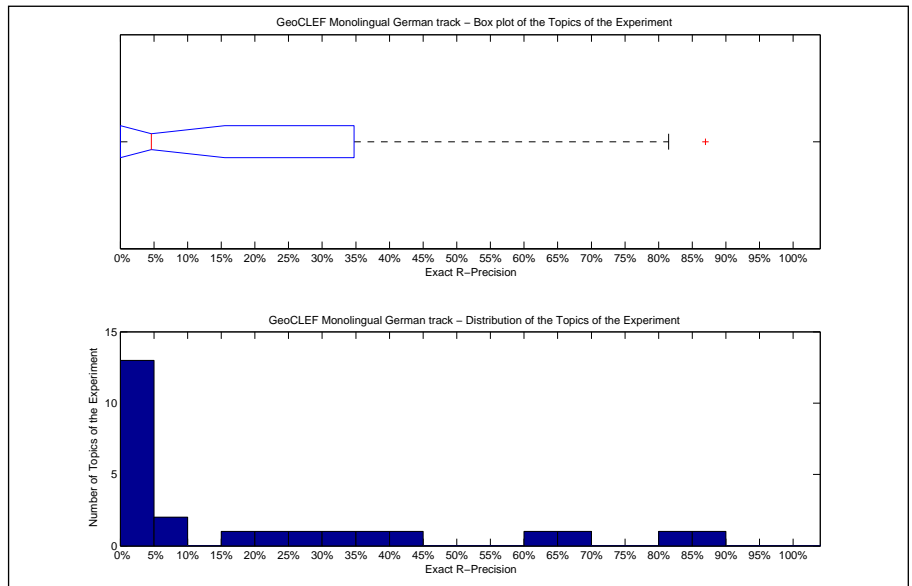
Precision averages (%) for individual queries			
Topic 026	0.08	Topic 039	0.04
Topic 027	1.37	Topic 040	33.63
Topic 028	39.16	Topic 041	21.84
Topic 029	35.02	Topic 042	1.68
Topic 030	78.62	Topic 043	0.93
Topic 031	2.13	Topic 044	0.50
Topic 032	78.61	Topic 045	2.69
Topic 033	8.34	Topic 046	27.94
Topic 034	67.04	Topic 047	6.10
Topic 035	12.31	Topic 048	89.44
Topic 036	1.03	Topic 049	5.17
Topic 037	0.01	Topic 050	3.33
Topic 038	20.81		



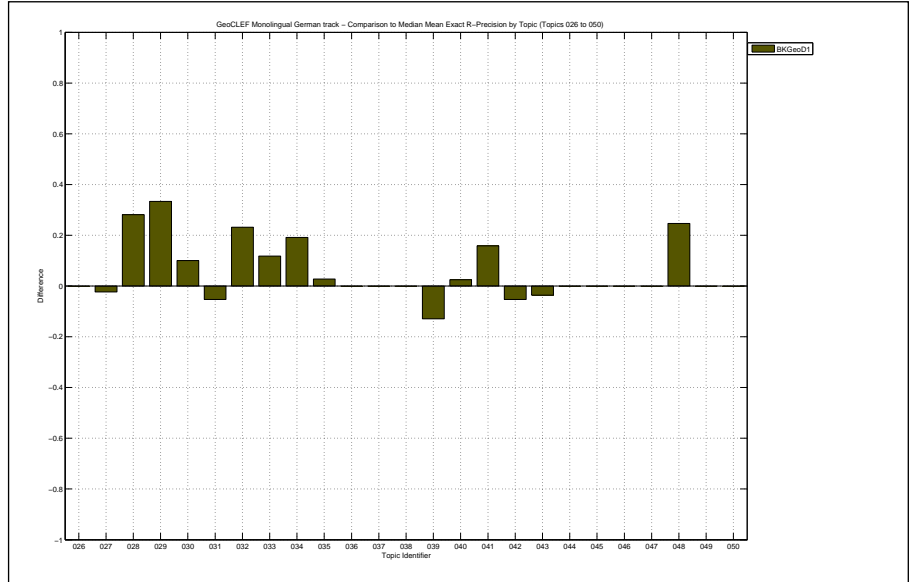
Docs Cutoff Levels	Precision at DCL (%)
5 docs	25.60
10 docs	24.40
15 docs	22.13
20 docs	20.80
30 docs	19.07
100 docs	11.36
200 docs	6.52
500 docs	3.09
1000 docs	1.74
R-Precision (precision after R document retrieved, where R = Relevant retrieved)	
	19.99



Exact R-Precision	
Maximum	0.8696
Minimum	0.0000
First Quartile	0.0000
Second Quartile	0.0462
Third Quartile	0.3476
Interquartile range	0.3476
Mean	0.1999
Standard Deviation	0.2812
Lower Outlier Threshold	0.0000
Upper Outlier Threshold	0.8148
Mean With No Outliers	0.1720
Std With No Outliers	0.2494



Precision averages (%) for individual queries			
Topic 026	0.00	Topic 039	0.00
Topic 027	4.62	Topic 040	39.02
Topic 028	43.75	Topic 041	21.05
Topic 029	33.33	Topic 042	0.00
Topic 030	70.00	Topic 043	0.00
Topic 031	1.32	Topic 044	0.00
Topic 032	81.48	Topic 045	0.00
Topic 033	17.65	Topic 046	25.00
Topic 034	61.76	Topic 047	0.00
Topic 035	5.56	Topic 048	86.96
Topic 036	0.00	Topic 049	0.00
Topic 037	0.00	Topic 050	8.33
Topic 038	0.00		



Overall statistics for 25 queries :

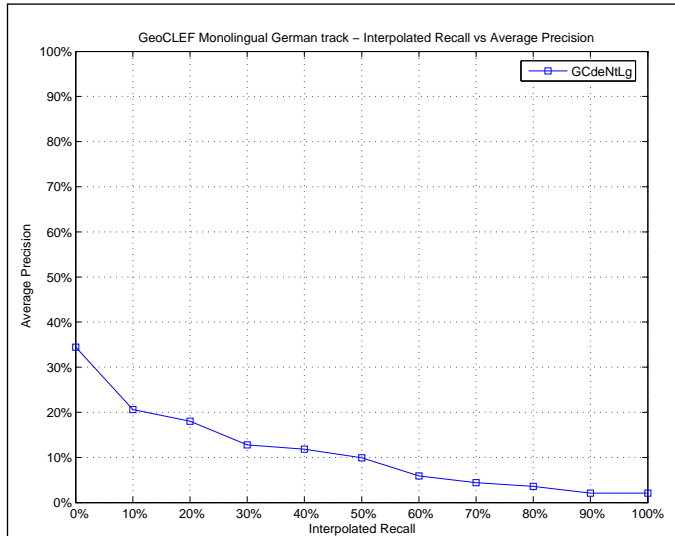
Total number of documents over all queries	
Retrieved	13,055
Relevant	523
Relevant retrieved	256
Geometric Mean Average Precision	0.0152
Binary Preference (BPREF)	0.0876

Priority	3
Query Construction	AUTOMATIC
Source Language	German
Topic Fields	title, description
Pooled	true
Normal text Left geo run	

Interploated Recall (%)	Precision Averages (%)
0	34.44
10	20.62
20	18.05
30	12.74
40	11.81
50	9.92
60	5.87
70	4.39
80	3.59
90	2.11
100	2.07

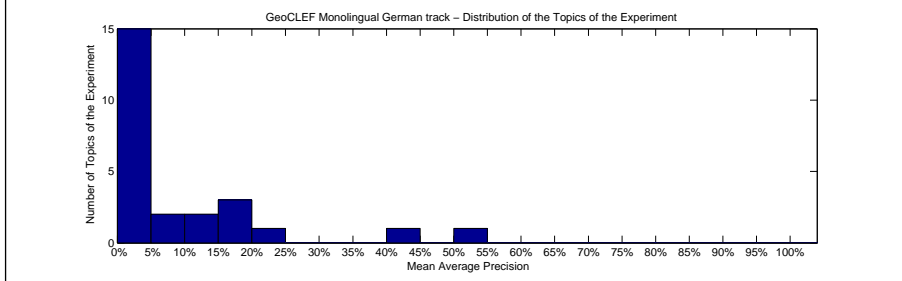
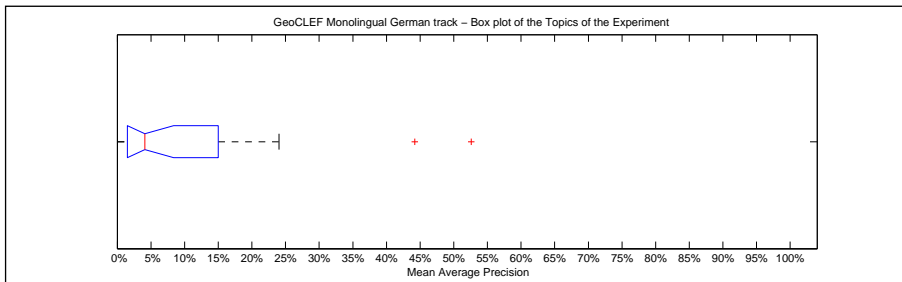
Average precision (non-interpolated) for all relevant documents (averaged over queries)

10.01



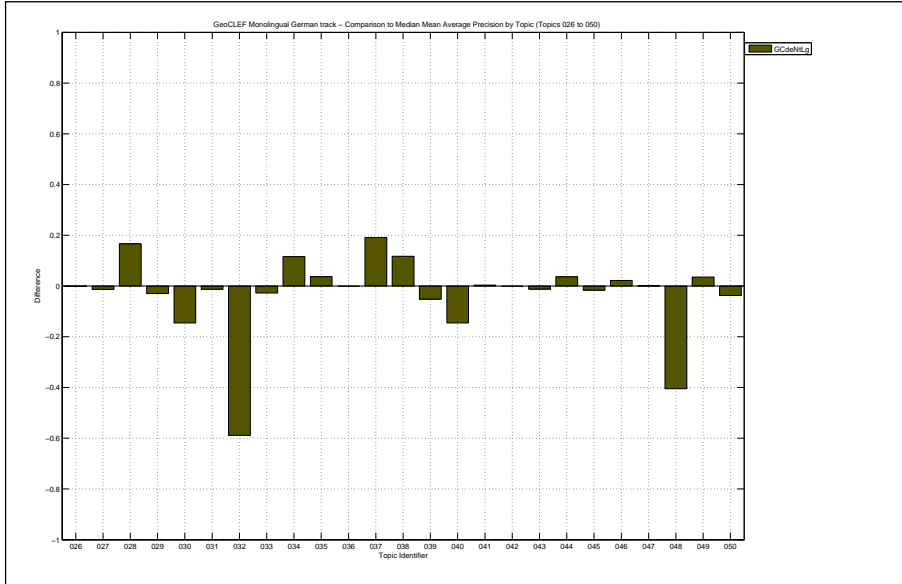
Mean Average Precision

Maximum	0.5258
Minimum	0.0000
First Quartile	0.0150
Second Quartile	0.0411
Third Quartile	0.1501
Interquartile range	0.1351
Mean	0.1001
Standard Deviation	0.1364
Lower Outlier Threshold	0.0000
Upper Outlier Threshold	0.2404
Mean With No Outliers	0.0667
Std With No Outliers	0.0748

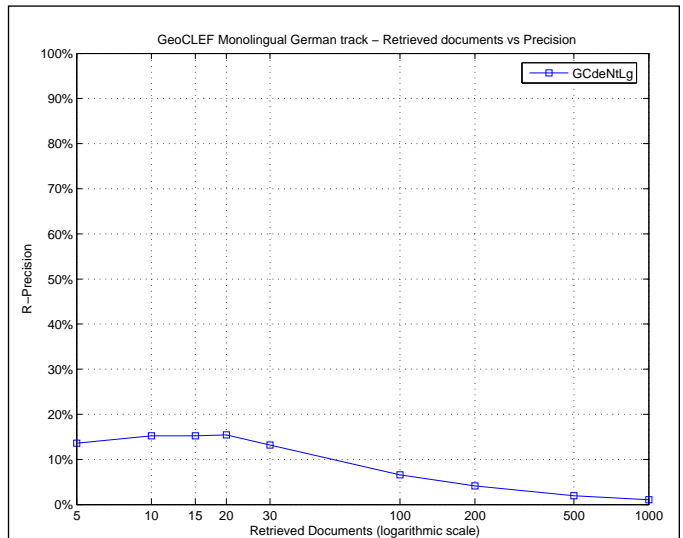


Precision averages (%) for individual queries

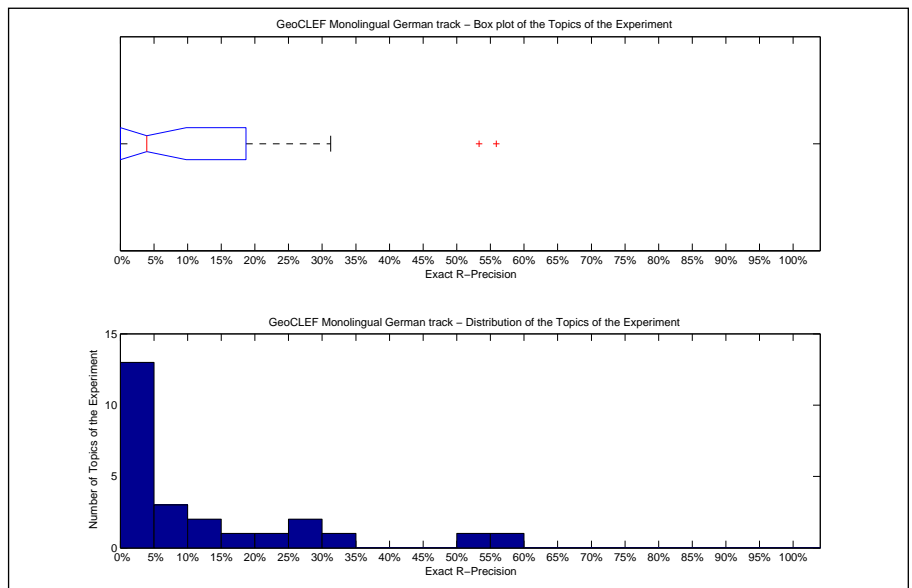
Topic 026	0.00	Topic 039	1.73
Topic 027	0.00	Topic 040	13.83
Topic 028	24.04	Topic 041	2.14
Topic 029	4.17	Topic 042	4.11
Topic 030	44.21	Topic 043	0.55
Topic 031	3.80	Topic 044	4.96
Topic 032	1.85	Topic 045	0.00
Topic 033	2.96	Topic 046	18.29
Topic 034	52.58	Topic 047	3.16
Topic 035	6.74	Topic 048	18.82
Topic 036	0.79	Topic 049	7.86
Topic 037	19.80	Topic 050	0.00
Topic 038	13.91		



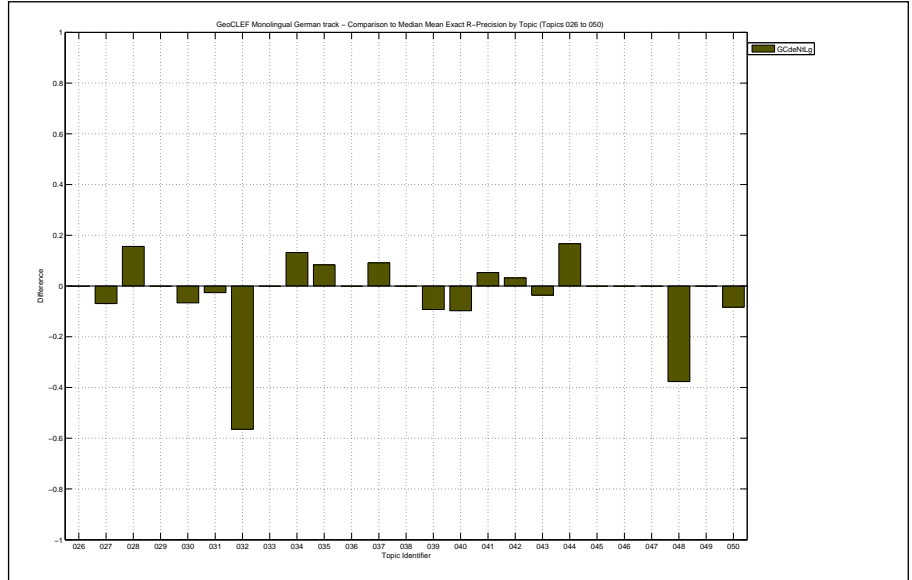
Docs Cutoff Levels	Precision at DCL (%)
5 docs	13.60
10 docs	15.20
15 docs	15.20
20 docs	15.40
30 docs	13.20
100 docs	6.60
200 docs	4.10
500 docs	1.91
1000 docs	1.02
R-Precision (precision after R document retrieved, where R = Relevant retrieved)	
	11.53



Exact R-Precision	
Maximum	0.5588
Minimum	0.0000
First Quartile	0.0000
Second Quartile	0.0395
Third Quartile	0.1866
Interquartile range	0.1866
Mean	0.1153
Standard Deviation	0.1621
Lower Outlier Threshold	0.0000
Upper Outlier Threshold	0.3125
Mean With No Outliers	0.0778
Std With No Outliers	0.1016



Precision averages (%) for individual queries			
Topic 026	0.00	Topic 039	3.70
Topic 027	0.00	Topic 040	26.83
Topic 028	31.25	Topic 041	10.53
Topic 029	0.00	Topic 042	8.51
Topic 030	53.33	Topic 043	0.00
Topic 031	3.95	Topic 044	16.67
Topic 032	1.85	Topic 045	0.00
Topic 033	5.88	Topic 046	25.00
Topic 034	55.88	Topic 047	0.00
Topic 035	11.11	Topic 048	24.64
Topic 036	0.00	Topic 049	0.00
Topic 037	9.09	Topic 050	0.00
Topic 038	0.00		



Overall statistics for 25 queries :

Total number of documents over all queries	
Retrieved	793
Relevant	535
Relevant retrieved	80
Geometric Mean Average Precision	0.0026
Binary Preference (BPREF)	0.0734

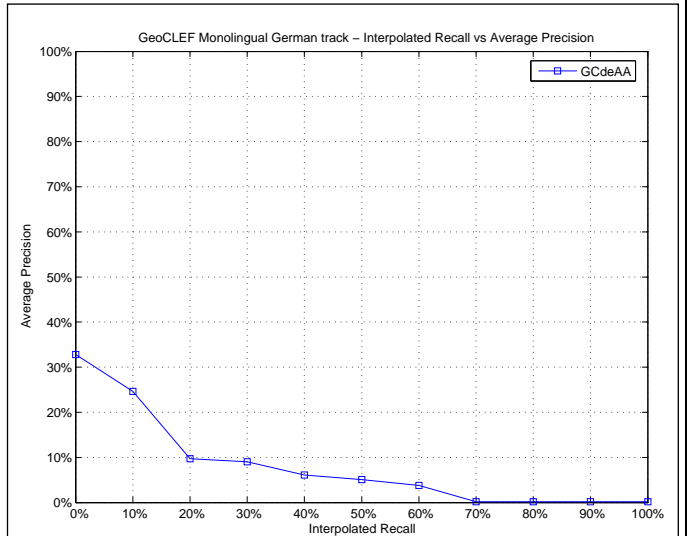
Priority	2
Query Construction	MANUAL
Source Language	German
Topic Fields	title, description, narrative
Pooled	true

All text And geo run

Interploated Recall (%)	Precision Averages (%)
0	32.83
10	24.61
20	9.71
30	9.01
40	6.13
50	5.08
60	3.79
70	0.19
80	0.19
90	0.19
100	0.19

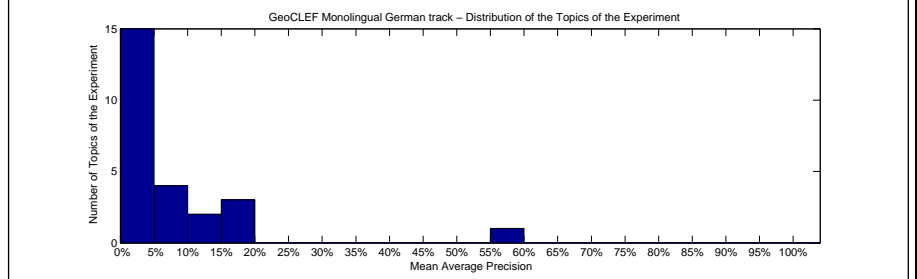
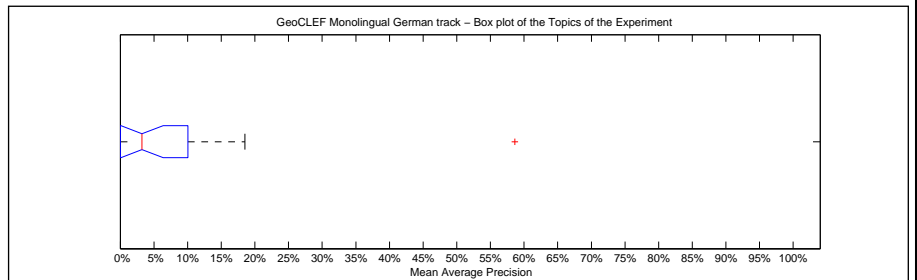
Average precision (non-interpolated) for all relevant documents (averaged over queries)

7.15



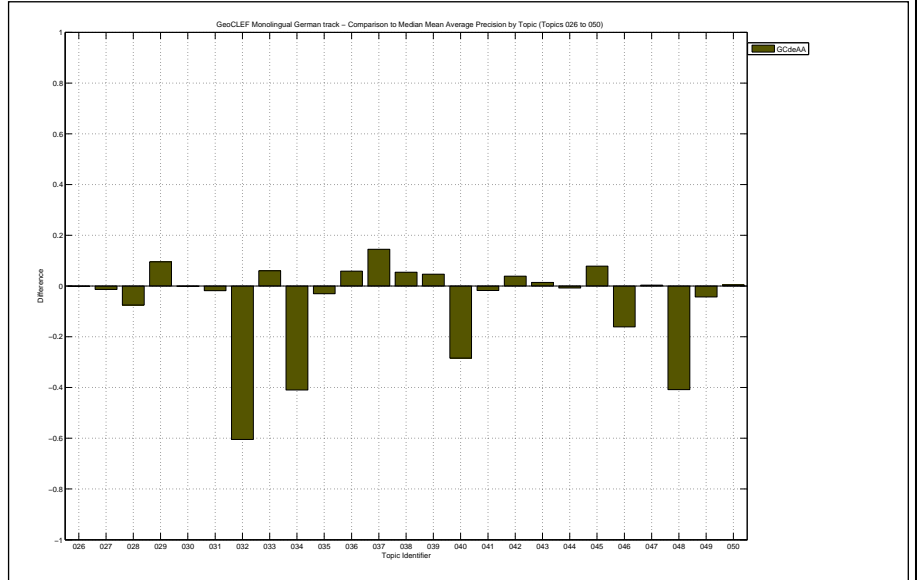
Mean Average Precision

Maximum	0.5862
Minimum	0.0000
First Quartile	0.0000
Second Quartile	0.0323
Third Quartile	0.1003
Interquartile range	0.1003
Mean	0.0715
Standard Deviation	0.1222
Lower Outlier Threshold	0.0000
Upper Outlier Threshold	0.1850
Mean With No Outliers	0.0501
Std With No Outliers	0.0600

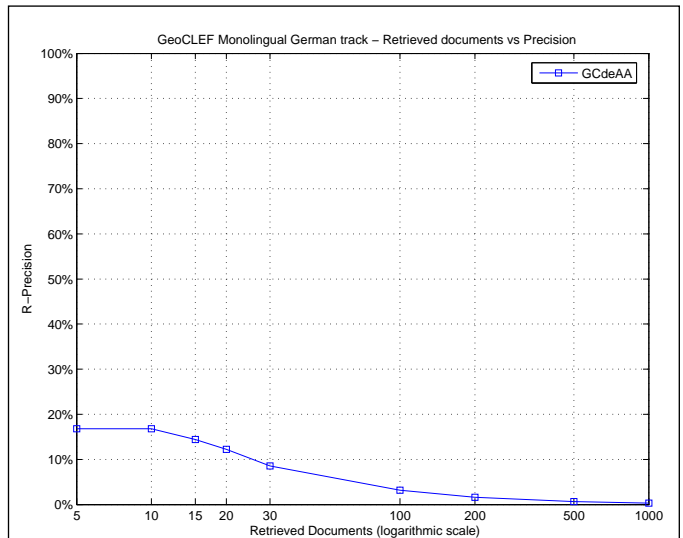


Precision averages (%) for individual queries

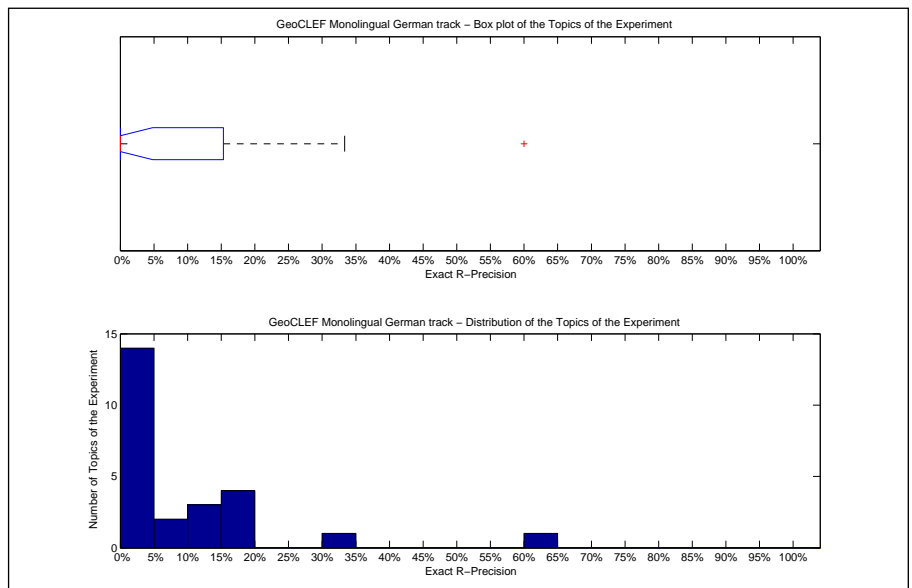
Topic 026	0.00	Topic 039	11.55
Topic 027	0.00	Topic 040	0.00
Topic 028	0.00	Topic 041	0.00
Topic 029	16.67	Topic 042	7.97
Topic 030	58.62	Topic 043	3.23
Topic 031	3.20	Topic 044	0.54
Topic 032	0.23	Topic 045	9.52
Topic 033	11.76	Topic 046	0.00
Topic 034	0.00	Topic 047	3.33
Topic 035	0.00	Topic 048	18.50
Topic 036	6.67	Topic 049	0.00
Topic 037	15.15	Topic 050	4.14
Topic 038	7.67		



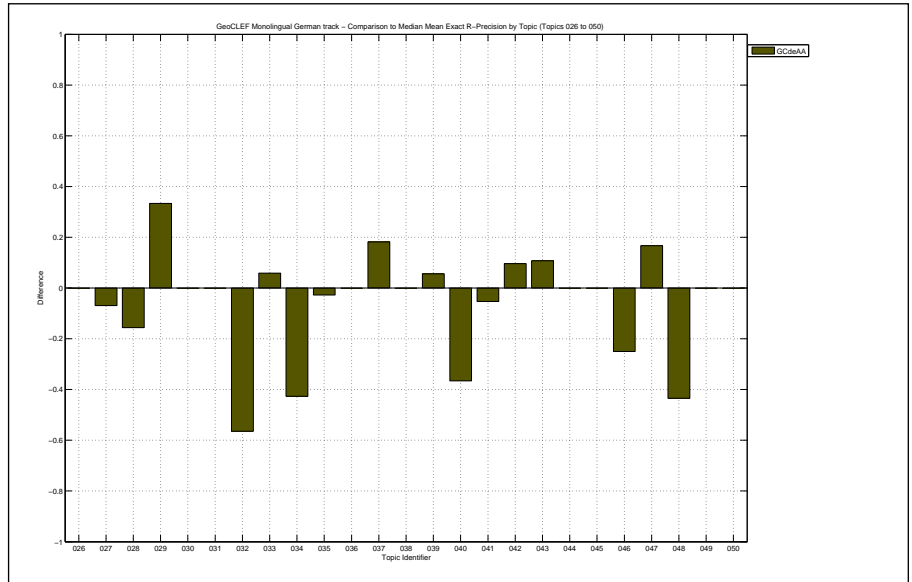
Docs Cutoff Levels	Precision at DCL (%)
5 docs	16.80
10 docs	16.80
15 docs	14.40
20 docs	12.20
30 docs	8.53
100 docs	3.16
200 docs	1.60
500 docs	0.64
1000 docs	0.32
R-Precision (precision after R document retrieved, where R = Relevant retrieved)	
	8.93



Exact R-Precision	
Maximum	0.6000
Minimum	0.0000
First Quartile	0.0000
Second Quartile	0.0000
Third Quartile	0.1534
Interquartile range	0.1534
Mean	0.0893
Standard Deviation	0.1400
Lower Outlier Threshold	0.0000
Upper Outlier Threshold	0.3333
Mean With No Outliers	0.0680
Std With No Outliers	0.0930



Precision averages (%) for individual queries			
Topic 026	0.00	Topic 039	18.52
Topic 027	0.00	Topic 040	0.00
Topic 028	0.00	Topic 041	0.00
Topic 029	33.33	Topic 042	14.89
Topic 030	60.00	Topic 043	14.29
Topic 031	6.58	Topic 044	0.00
Topic 032	1.85	Topic 045	0.00
Topic 033	11.76	Topic 046	0.00
Topic 034	0.00	Topic 047	16.67
Topic 035	0.00	Topic 048	18.84
Topic 036	0.00	Topic 049	0.00
Topic 037	18.18	Topic 050	8.33
Topic 038	0.00		





Overall statistics for 25 queries :

Total number of documents over all queries	
Retrieved	20,707
Relevant	535
Relevant retrieved	208
Geometric Mean Average Precision	0.0122
Binary Preference (BPREF)	0.0657

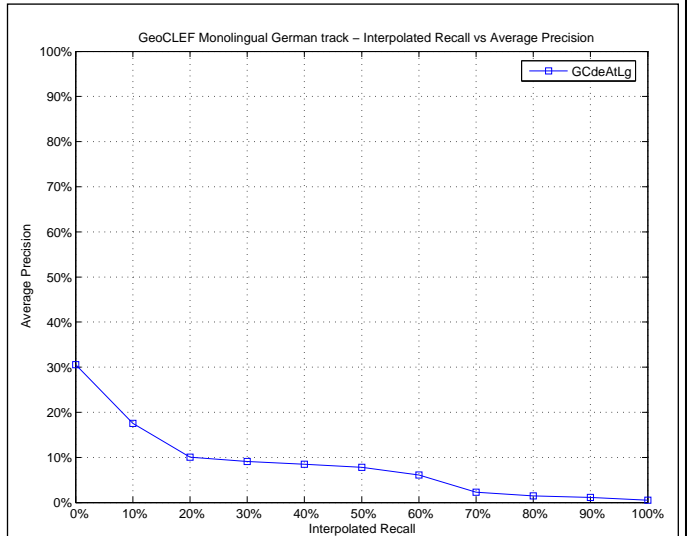
Priority	4
Query Construction	MANUAL
Source Language	German
Topic Fields	title, description, narrative
Pooled	true

All text Left geo run

Interploated Recall (%)	Precision Averages (%)
0	30.53
10	17.52
20	10.02
30	9.06
40	8.46
50	7.83
60	6.07
70	2.25
80	1.43
90	1.11
100	0.52

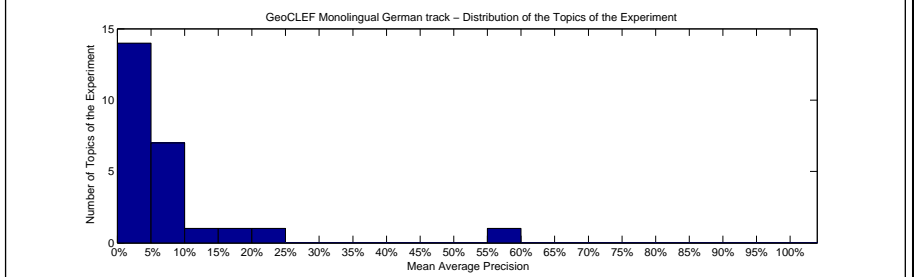
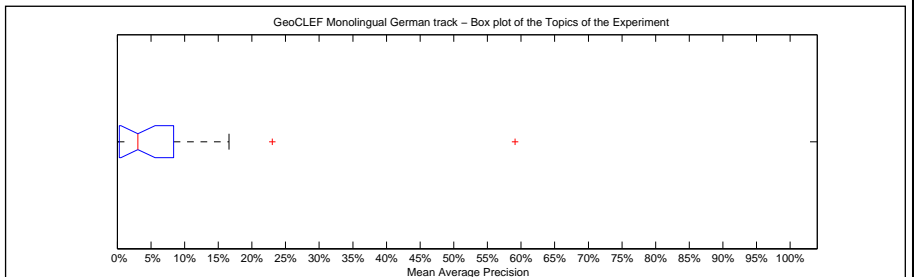
Average precision (non-interpolated) for all relevant documents (averaged over queries)

7.36



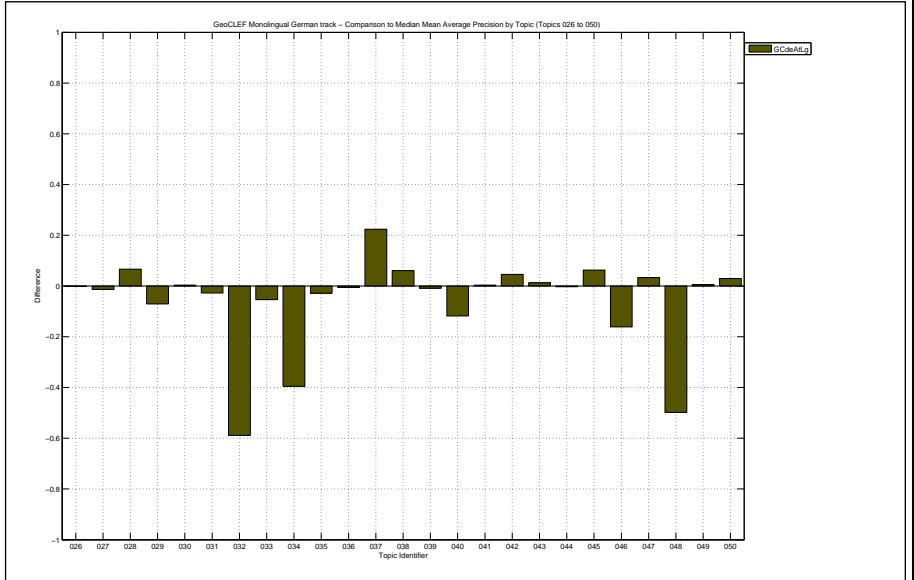
Mean Average Precision

Maximum	0.5909
Minimum	0.0000
First Quartile	0.0030
Second Quartile	0.0306
Third Quartile	0.0838
Interquartile range	0.0809
Mean	0.0736
Standard Deviation	0.1227
Lower Outlier Threshold	0.0000
Upper Outlier Threshold	0.1658
Mean With No Outliers	0.0443
Std With No Outliers	0.0473

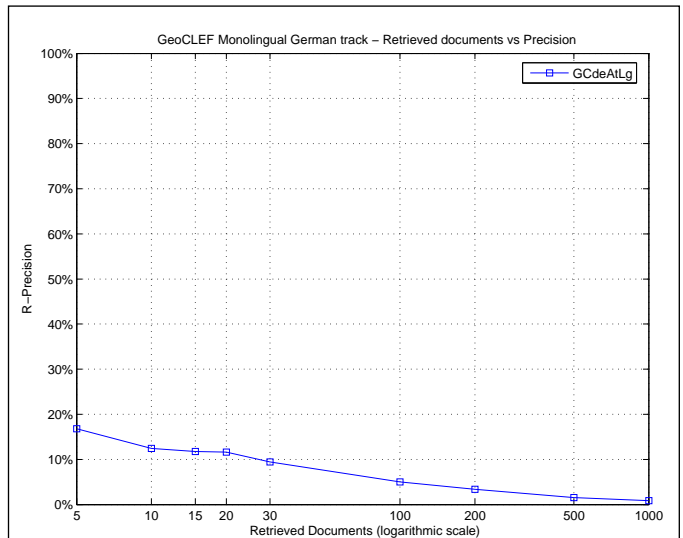


Precision averages (%) for individual queries

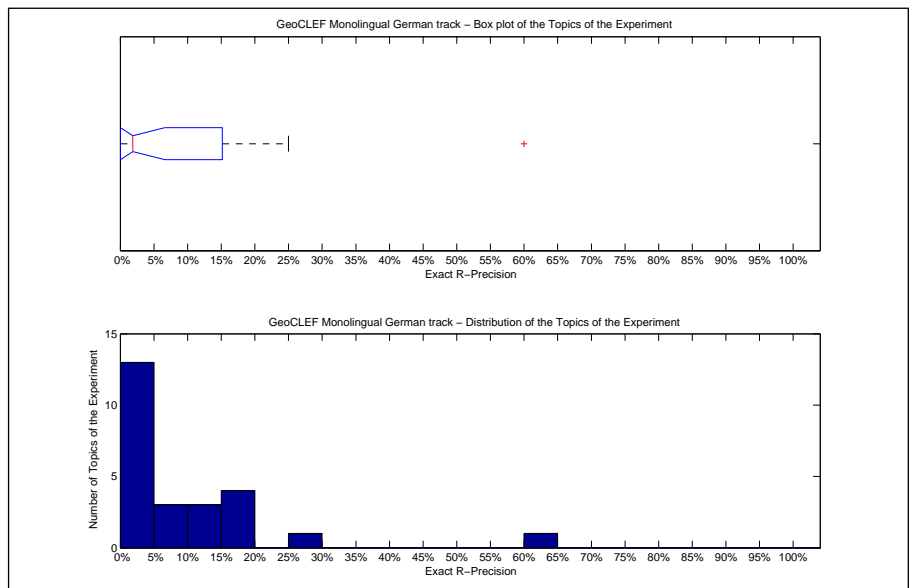
Topic 026	0.00	Topic 039	6.04
Topic 027	0.00	Topic 040	16.58
Topic 028	14.08	Topic 041	2.14
Topic 029	0.11	Topic 042	8.66
Topic 030	59.09	Topic 043	3.06
Topic 031	2.30	Topic 044	1.06
Topic 032	1.85	Topic 045	7.92
Topic 033	0.32	Topic 046	0.00
Topic 034	1.53	Topic 047	6.33
Topic 035	0.21	Topic 048	9.50
Topic 036	0.21	Topic 049	4.90
Topic 037	23.03	Topic 050	6.73
Topic 038	8.29		



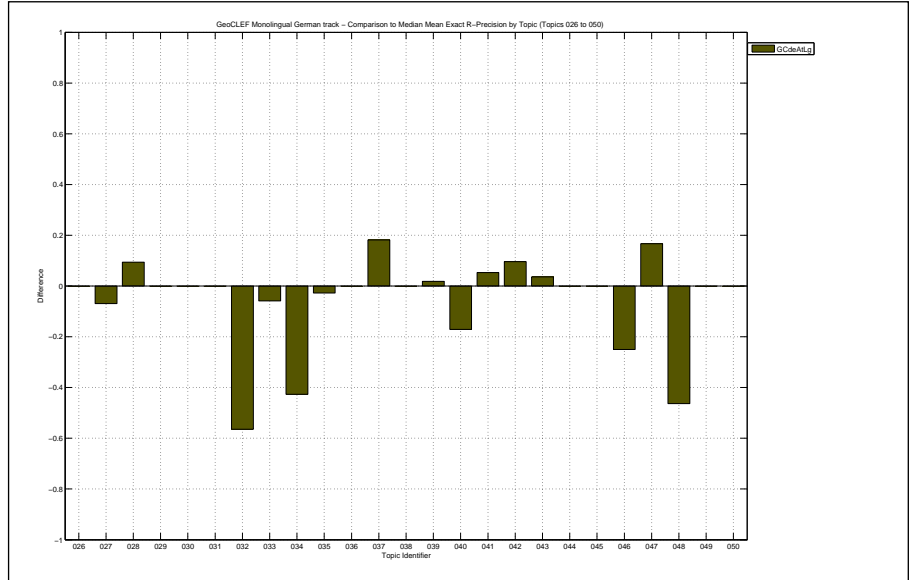
Docs Cutoff Levels	Precision at DCL (%)
5 docs	16.80
10 docs	12.40
15 docs	11.73
20 docs	11.60
30 docs	9.47
100 docs	5.00
200 docs	3.36
500 docs	1.56
1000 docs	0.83
R-Precision (precision after R document retrieved, where R = Relevant retrieved)	
	8.78



Exact R-Precision	
Maximum	0.6000
Minimum	0.0000
First Quartile	0.0000
Second Quartile	0.0185
Third Quartile	0.1516
Interquartile range	0.1516
Mean	0.0878
Standard Deviation	0.1332
Lower Outlier Threshold	0.0000
Upper Outlier Threshold	0.2500
Mean With No Outliers	0.0664
Std With No Outliers	0.0815



Precision averages (%) for individual queries			
Topic 026	0.00	Topic 039	14.81
Topic 027	0.00	Topic 040	19.51
Topic 028	25.00	Topic 041	10.53
Topic 029	0.00	Topic 042	14.89
Topic 030	60.00	Topic 043	7.14
Topic 031	6.58	Topic 044	0.00
Topic 032	1.85	Topic 045	0.00
Topic 033	0.00	Topic 046	0.00
Topic 034	0.00	Topic 047	16.67
Topic 035	0.00	Topic 048	15.94
Topic 036	0.00	Topic 049	0.00
Topic 037	18.18	Topic 050	8.33
Topic 038	0.00		



Overall statistics for 25 queries :

Total number of documents over all queries	
Retrieved	4,128
Relevant	523
Relevant retrieved	152
Geometric Mean Average Precision	0.0032
Binary Preference (BPREF)	0.0851

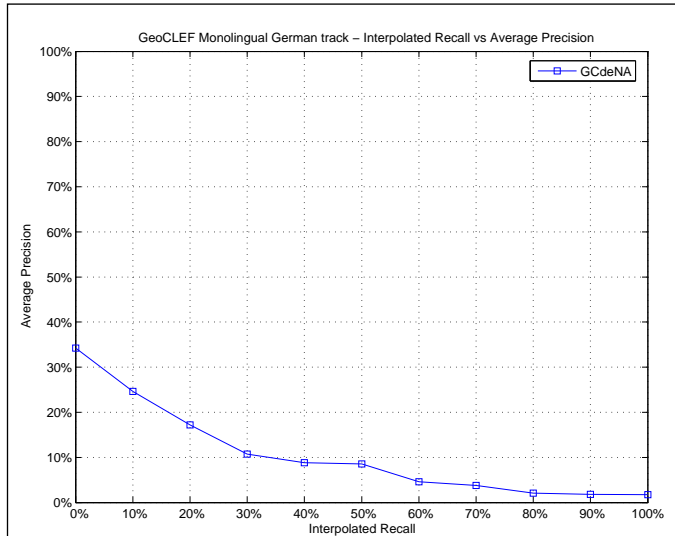
Priority	1
Query Construction	MANUAL
Source Language	German
Topic Fields	title, description
Pooled	true

run mandatory

Interploated Recall (%)	Precision Averages (%)
0	34.22
10	24.65
20	17.18
30	10.70
40	8.81
50	8.53
60	4.58
70	3.81
80	2.07
90	1.80
100	1.76

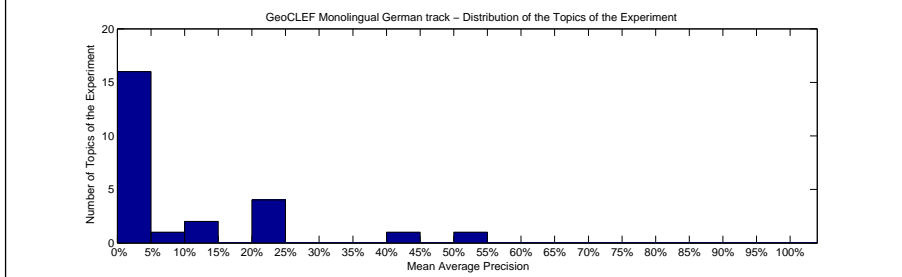
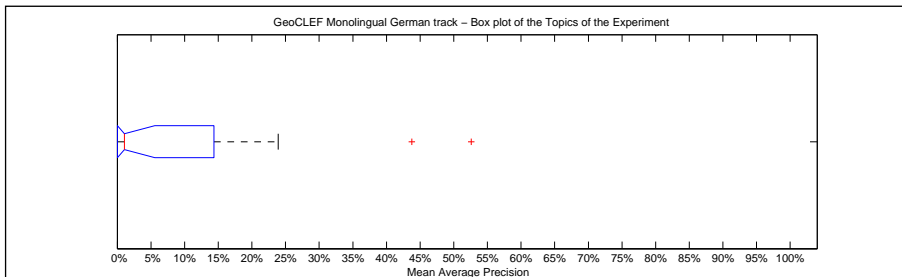
Average precision (non-interpolated) for all relevant documents (averaged over queries)

9.28



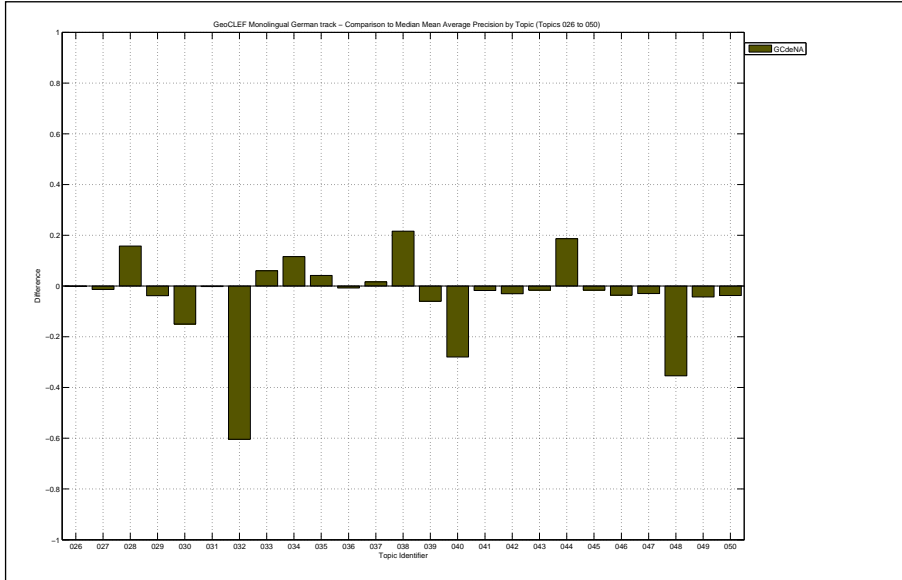
Mean Average Precision

Maximum	0.5258
Minimum	0.0000
First Quartile	0.0000
Second Quartile	0.0106
Third Quartile	0.1438
Interquartile range	0.1438
Mean	0.0928
Standard Deviation	0.1442
Lower Outlier Threshold	0.0000
Upper Outlier Threshold	0.2392
Mean With No Outliers	0.0590
Std With No Outliers	0.0870

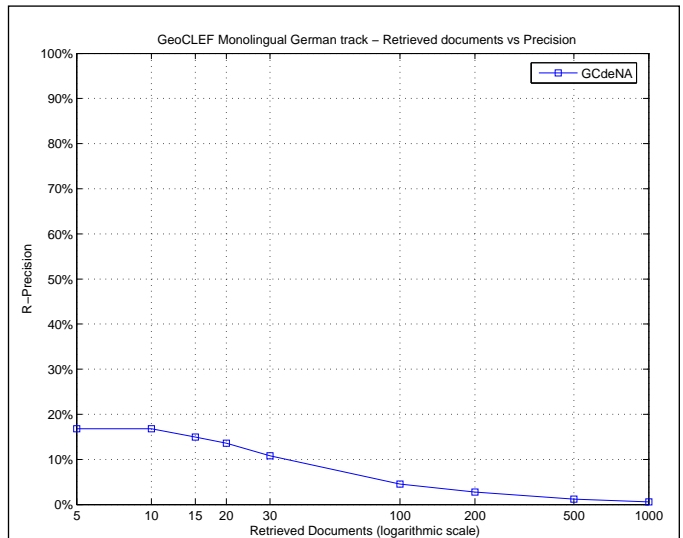


Precision averages (%) for individual queries

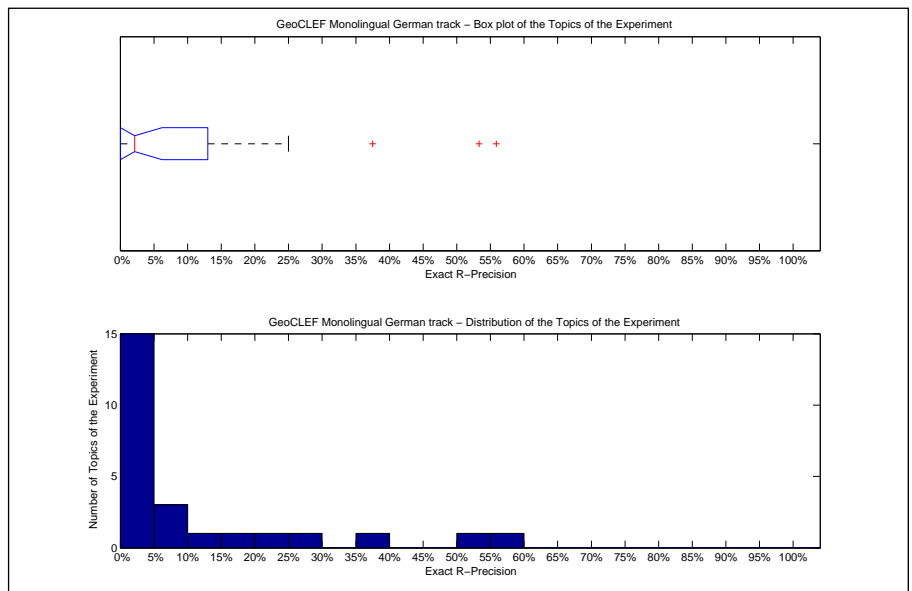
Topic 026	0.00	Topic 039	0.93
Topic 027	0.00	Topic 040	0.41
Topic 028	23.20	Topic 041	0.00
Topic 029	3.33	Topic 042	1.06
Topic 030	43.75	Topic 043	0.16
Topic 031	4.83	Topic 044	20.00
Topic 032	0.31	Topic 045	0.00
Topic 033	11.76	Topic 046	12.50
Topic 034	52.58	Topic 047	0.00
Topic 035	7.20	Topic 048	23.92
Topic 036	0.00	Topic 049	0.00
Topic 037	2.27	Topic 050	0.00
Topic 038	23.81		



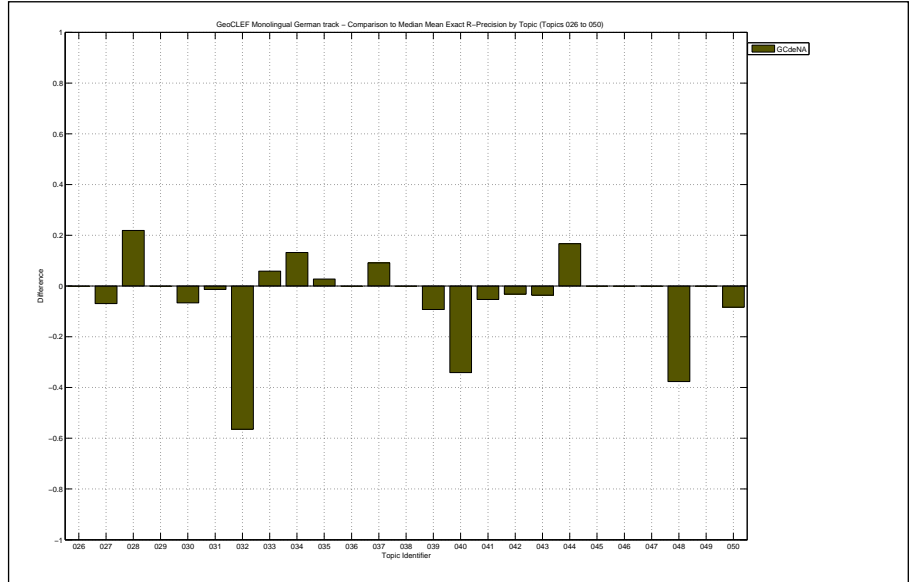
Docs Cutoff Levels	Precision at DCL (%)
5 docs	16.80
10 docs	16.80
15 docs	14.93
20 docs	13.60
30 docs	10.80
100 docs	4.52
200 docs	2.78
500 docs	1.21
1000 docs	0.61
R-Precision (precision after R document retrieved, where R = Relevant retrieved)	
	10.19



Exact R-Precision	
Maximum	0.5588
Minimum	0.0000
First Quartile	0.0000
Second Quartile	0.0213
Third Quartile	0.1299
Interquartile range	0.1299
Mean	0.1019
Standard Deviation	0.1657
Lower Outlier Threshold	0.0000
Upper Outlier Threshold	0.2500
Mean With No Outliers	0.0491
Std With No Outliers	0.0783



Precision averages (%) for individual queries			
Topic 026	0.00	Topic 039	3.70
Topic 027	0.00	Topic 040	2.44
Topic 028	37.50	Topic 041	0.00
Topic 029	0.00	Topic 042	2.13
Topic 030	53.33	Topic 043	0.00
Topic 031	5.26	Topic 044	16.67
Topic 032	1.85	Topic 045	0.00
Topic 033	11.76	Topic 046	25.00
Topic 034	55.88	Topic 047	0.00
Topic 035	5.56	Topic 048	24.64
Topic 036	0.00	Topic 049	0.00
Topic 037	9.09	Topic 050	0.00
Topic 038	0.00		



Overall statistics for 25 queries :

Total number of documents over all queries	
Retrieved	24,328
Relevant	602
Relevant retrieved	259
Geometric Mean Average Precision	0.0125
Binary Preference (BPREF)	0.0442

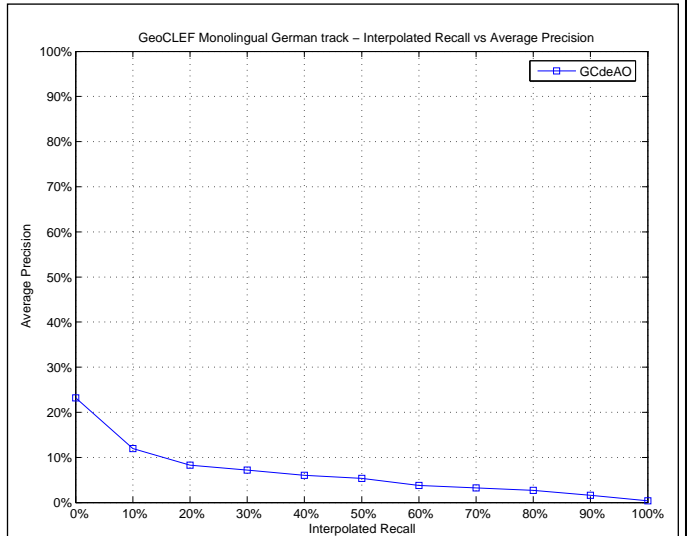
Priority	5
Query Construction	MANUAL
Source Language	German
Topic Fields	title, description, narrative
Pooled	true

All text Or geo run

Interploated Recall (%)	Precision Averages (%)
0	23.17
10	11.94
20	8.26
30	7.21
40	6.02
50	5.35
60	3.78
70	3.26
80	2.67
90	1.59
100	0.40

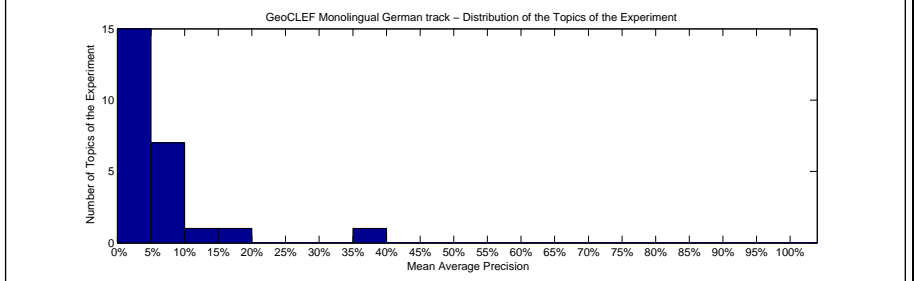
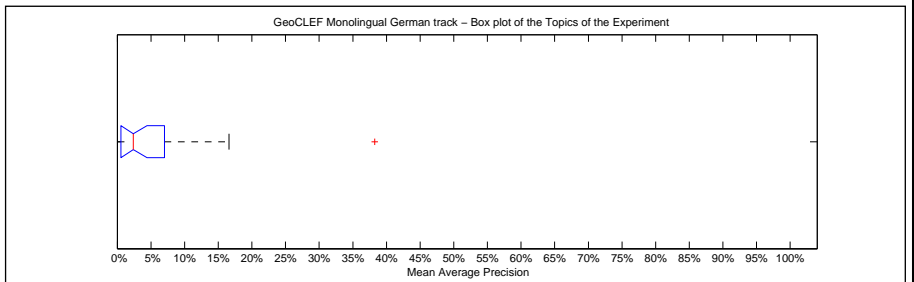
Average precision (non-interpolated) for all relevant documents (averaged over queries)

5.48



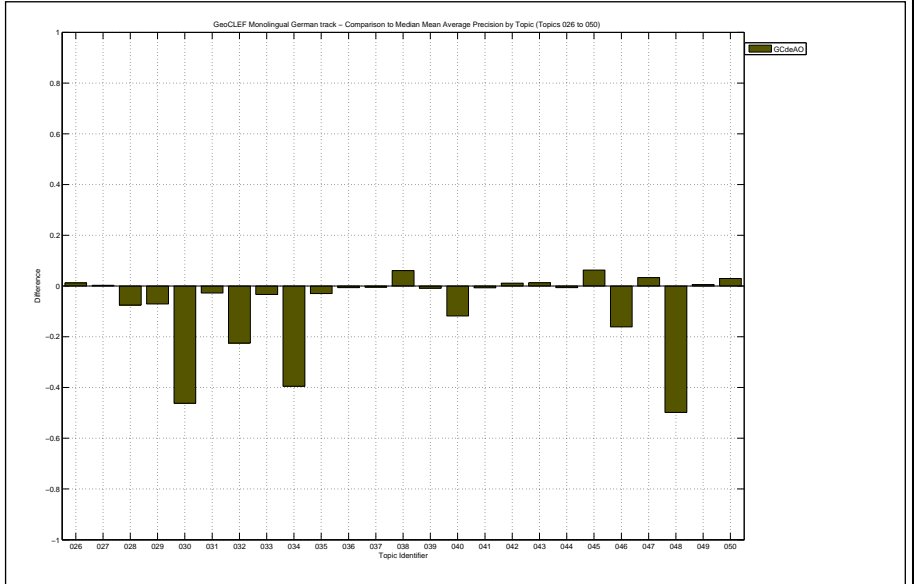
Mean Average Precision

Maximum	0.3825
Minimum	0.0000
First Quartile	0.0055
Second Quartile	0.0238
Third Quartile	0.0703
Interquartile range	0.0647
Mean	0.0548
Standard Deviation	0.0809
Lower Outlier Threshold	0.0000
Upper Outlier Threshold	0.1658
Mean With No Outliers	0.0411
Std With No Outliers	0.0443

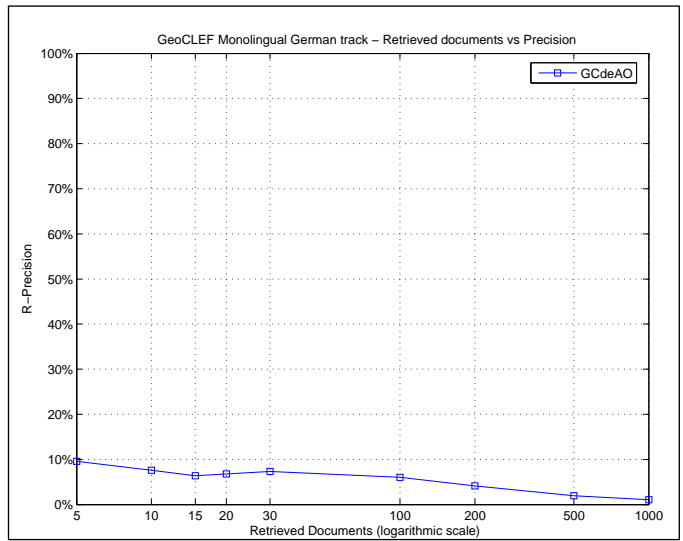


Precision averages (%) for individual queries

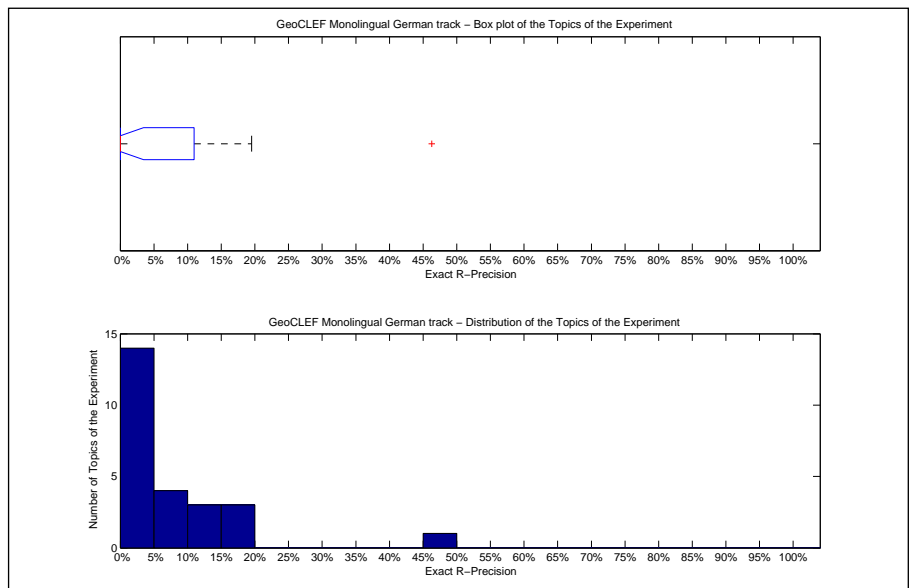
Topic 026	1.35	Topic 039	6.04
Topic 027	1.65	Topic 040	16.58
Topic 028	0.00	Topic 041	1.12
Topic 029	0.11	Topic 042	5.22
Topic 030	12.56	Topic 043	3.06
Topic 031	2.30	Topic 044	0.66
Topic 032	38.25	Topic 045	7.92
Topic 033	2.38	Topic 046	0.00
Topic 034	1.53	Topic 047	6.33
Topic 035	0.06	Topic 048	9.50
Topic 036	0.13	Topic 049	4.90
Topic 037	0.23	Topic 050	6.73
Topic 038	8.29		



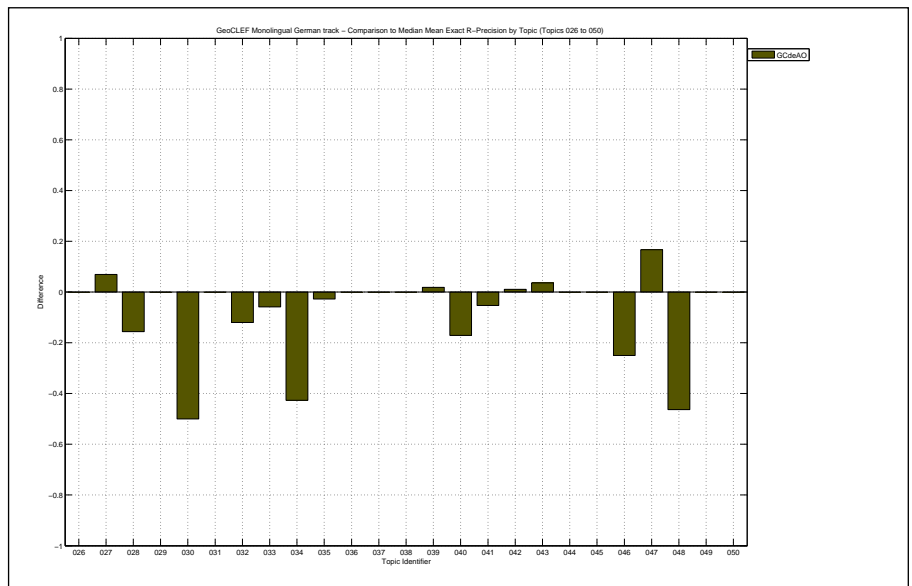
Docs Cutoff Levels	Precision at DCL (%)
5 docs	9.60
10 docs	7.60
15 docs	6.40
20 docs	6.80
30 docs	7.33
100 docs	6.04
200 docs	4.10
500 docs	1.92
1000 docs	1.04
R-Precision (precision after R document retrieved, where R = Relevant retrieved)	
	6.62



Exact R-Precision	
Maximum	0.4630
Minimum	0.0000
First Quartile	0.0000
Second Quartile	0.0000
Third Quartile	0.1096
Interquartile range	0.1096
Mean	0.0662
Standard Deviation	0.1056
Lower Outlier Threshold	0.0000
Upper Outlier Threshold	0.1951
Mean With No Outliers	0.0497
Std With No Outliers	0.0671



Precision averages (%) for individual queries			
Topic 026	0.00	Topic 039	14.81
Topic 027	13.85	Topic 040	19.51
Topic 028	0.00	Topic 041	0.00
Topic 029	0.00	Topic 042	6.38
Topic 030	10.00	Topic 043	7.14
Topic 031	6.58	Topic 044	0.00
Topic 032	46.30	Topic 045	0.00
Topic 033	0.00	Topic 046	0.00
Topic 034	0.00	Topic 047	16.67
Topic 035	0.00	Topic 048	15.94
Topic 036	0.00	Topic 049	0.00
Topic 037	0.00	Topic 050	8.33
Topic 038	0.00		



Overall statistics for 25 queries :	
Total number of documents over all queries	
Retrieved	24,118
Relevant	602
Relevant retrieved	449
Geometric Mean Average Precision	0.0413
Binary Preference (BPREF)	0.2011

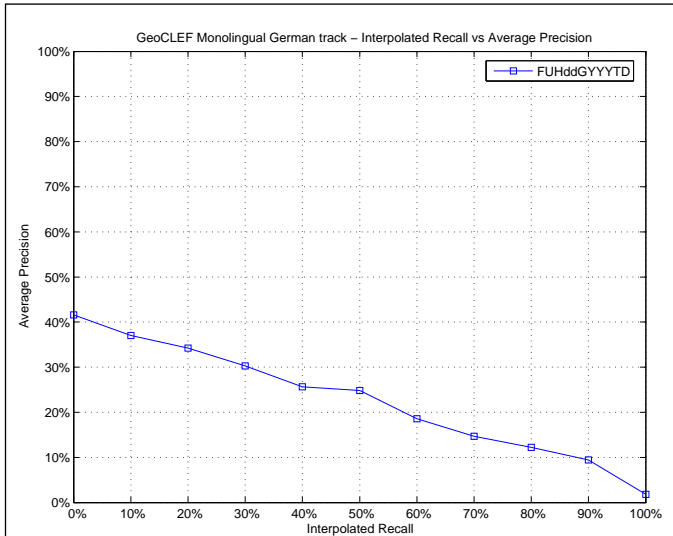
Priority	2
Query Construction	AUTOMATIC
Source Language	German
Topic Fields	title, description
Pooled	true

second run

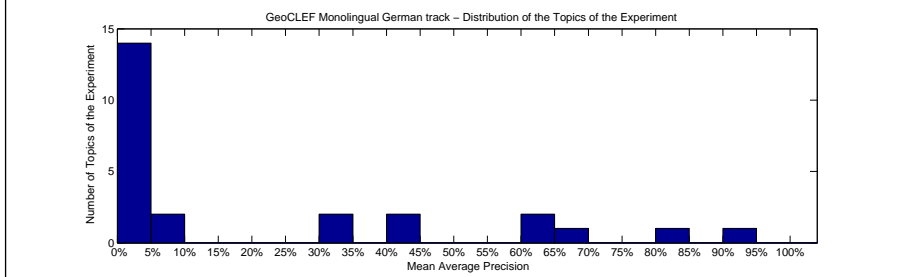
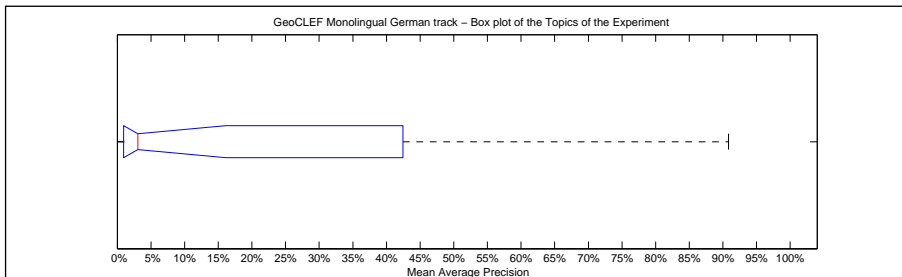
Interploated Recall (%)	Precision Averages (%)
0	41.56
10	37.05
20	34.25
30	30.28
40	25.63
50	24.85
60	18.58
70	14.71
80	12.24
90	9.42
100	1.79

Average precision (non-interpolated) for all relevant documents (averaged over queries)

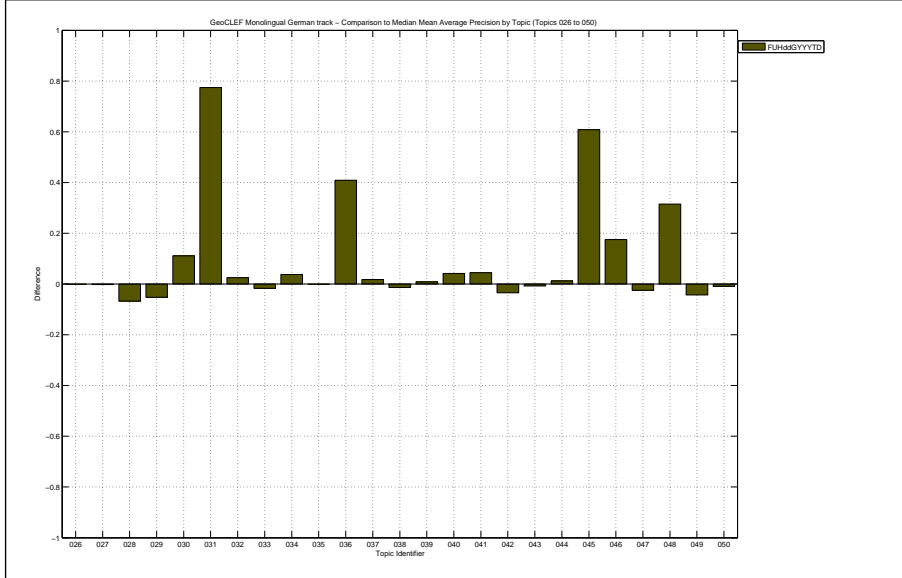
22.29



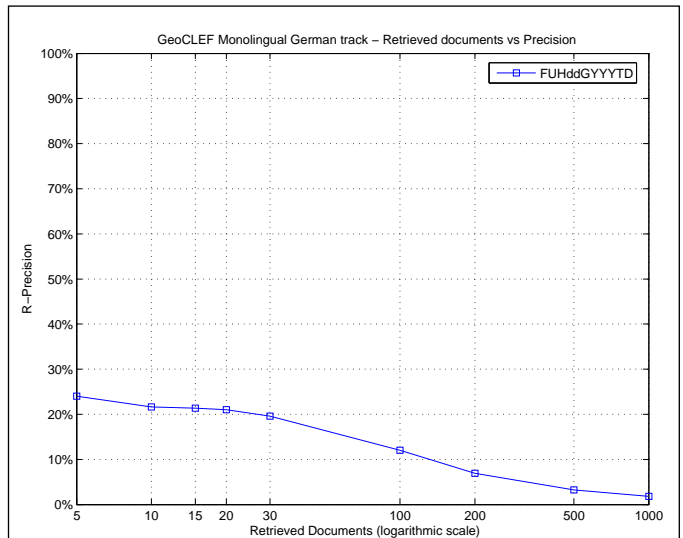
Mean Average Precision	
Maximum	0.9085
Minimum	0.0000
First Quartile	0.0095
Second Quartile	0.0307
Third Quartile	0.4244
Interquartile range	0.4149
Mean	0.2229
Standard Deviation	0.2992
Lower Outlier Threshold	0.0000
Upper Outlier Threshold	0.9085
Mean With No Outliers	0.2229
Std With No Outliers	0.2992



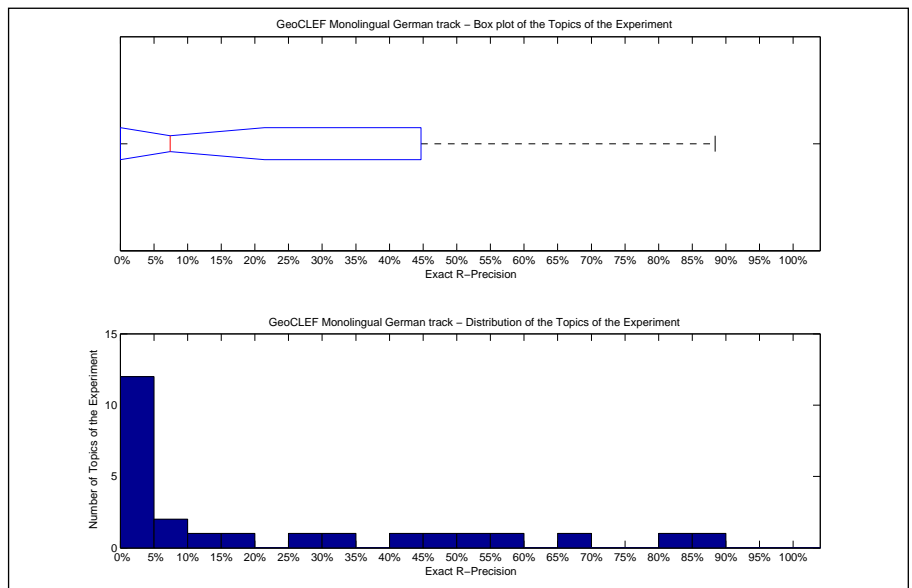
Precision averages (%) for individual queries			
Topic 026	0.12	Topic 039	7.76
Topic 027	1.14	Topic 040	32.59
Topic 028	0.78	Topic 041	6.26
Topic 029	1.93	Topic 042	0.62
Topic 030	69.84	Topic 043	0.97
Topic 031	82.49	Topic 044	2.55
Topic 032	63.16	Topic 045	62.50
Topic 033	4.02	Topic 046	33.63
Topic 034	44.77	Topic 047	0.54
Topic 035	3.07	Topic 048	90.85
Topic 036	41.67	Topic 049	0.00
Topic 037	2.41	Topic 050	2.82
Topic 038	0.87		



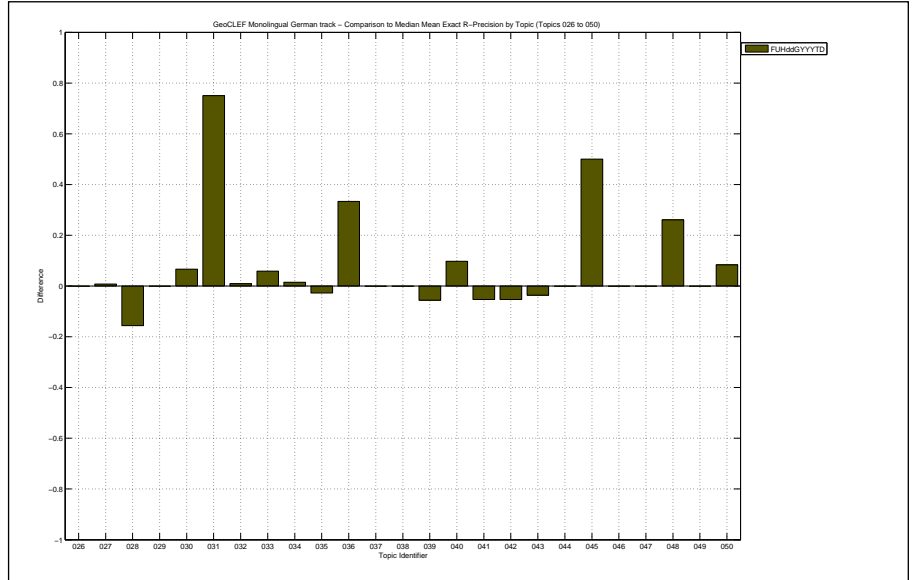
Docs Cutoff Levels	Precision at DCL (%)
5 docs	24.00
10 docs	21.60
15 docs	21.33
20 docs	21.00
30 docs	19.60
100 docs	12.04
200 docs	6.92
500 docs	3.22
1000 docs	1.80
R-Precision (precision after R document retrieved, where R = Relevant retrieved)	
	21.53



Exact R-Precision	
Maximum	0.8841
Minimum	0.0000
First Quartile	0.0000
Second Quartile	0.0741
Third Quartile	0.4467
Interquartile range	0.4467
Mean	0.2153
Standard Deviation	0.2865
Lower Outlier Threshold	0.0000
Upper Outlier Threshold	0.8841
Mean With No Outliers	0.2153
Std With No Outliers	0.2865



Precision averages (%) for individual queries			
Topic 026	0.00	Topic 039	7.41
Topic 027	7.69	Topic 040	46.34
Topic 028	0.00	Topic 041	0.00
Topic 029	0.00	Topic 042	0.00
Topic 030	66.67	Topic 043	0.00
Topic 031	81.58	Topic 044	0.00
Topic 032	59.26	Topic 045	50.00
Topic 033	11.76	Topic 046	25.00
Topic 034	44.12	Topic 047	0.00
Topic 035	0.00	Topic 048	88.41
Topic 036	33.33	Topic 049	0.00
Topic 037	0.00	Topic 050	16.67
Topic 038	0.00		





Overall statistics for 25 queries :

Total number of documents over all queries	
Retrieved	23,756
Relevant	602
Relevant retrieved	439
Geometric Mean Average Precision	0.0510
Binary Preference (BPREF)	0.1574

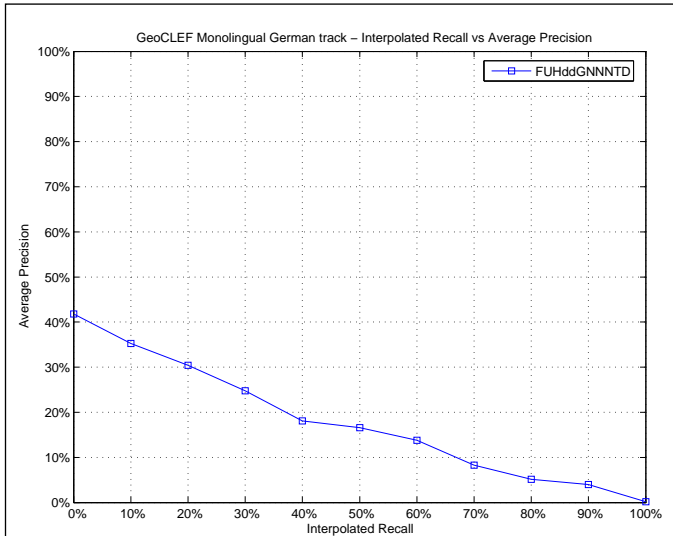
Priority	4
Query Construction	AUTOMATIC
Source Language	German
Topic Fields	title, description
Pooled	true

fourth run

Interploated Recall (%)	Precision Averages (%)
0	41.78
10	35.24
20	30.43
30	24.74
40	18.09
50	16.62
60	13.78
70	8.27
80	5.16
90	3.98
100	0.18

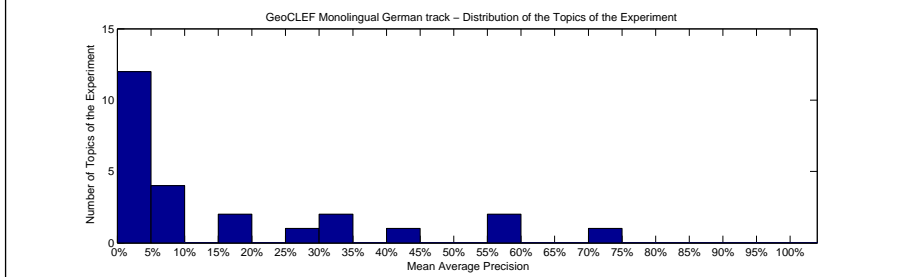
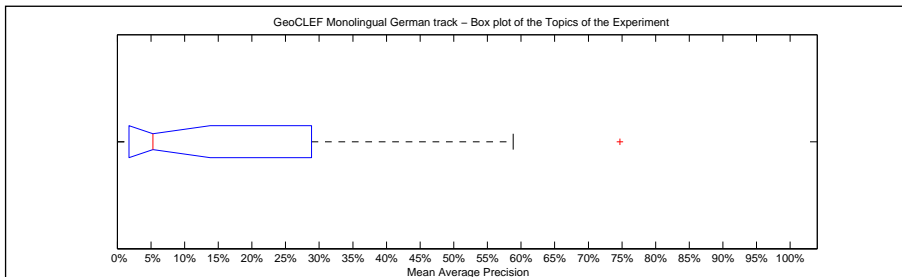
Average precision (non-interpolated) for all relevant documents (averaged over queries)

16.94



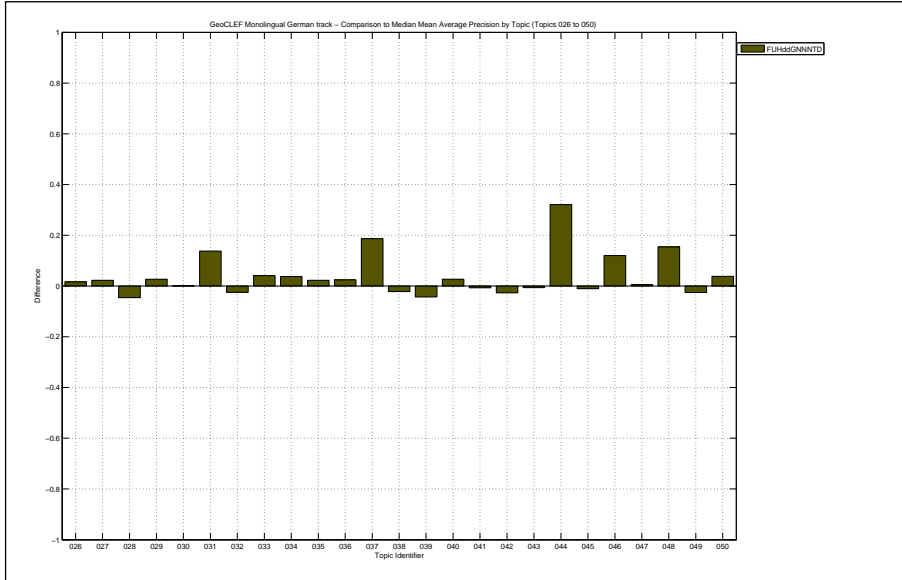
Mean Average Precision

Maximum	0.7469
Minimum	0.0000
First Quartile	0.0176
Second Quartile	0.0528
Third Quartile	0.2886
Interquartile range	0.2710
Mean	0.1694
Standard Deviation	0.2161
Lower Outlier Threshold	0.0000
Upper Outlier Threshold	0.5884
Mean With No Outliers	0.1453
Std With No Outliers	0.1834

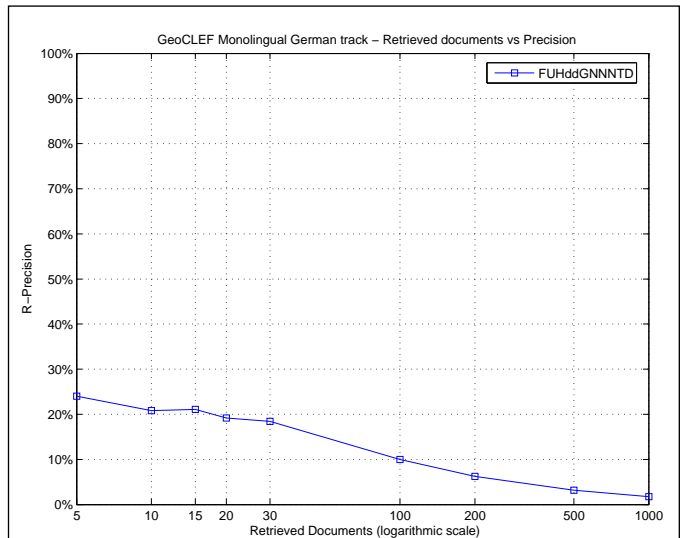


Precision averages (%) for individual queries

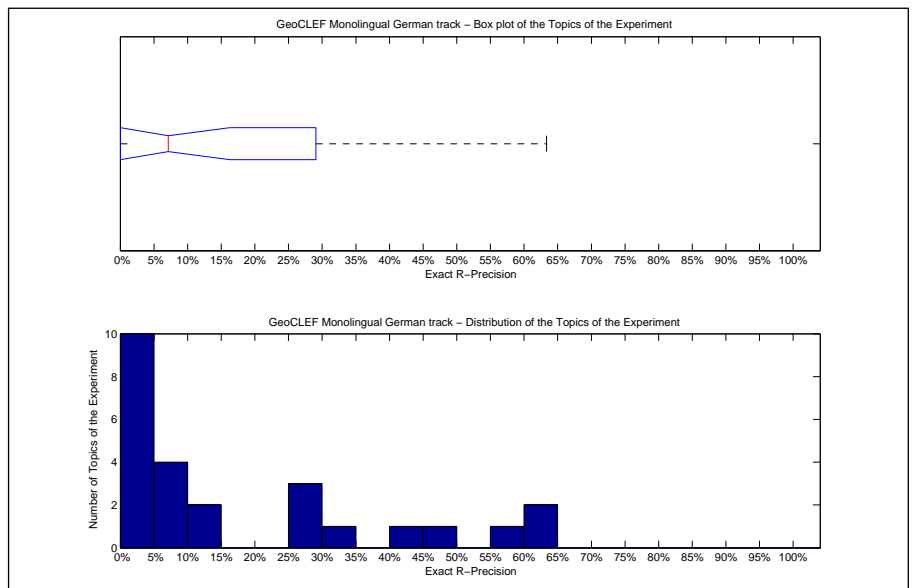
Topic 026	1.72	Topic 039	2.60
Topic 027	3.59	Topic 040	31.10
Topic 028	2.89	Topic 041	1.10
Topic 029	9.86	Topic 042	1.39
Topic 030	58.84	Topic 043	1.15
Topic 031	18.85	Topic 044	33.40
Topic 032	58.23	Topic 045	0.63
Topic 033	9.85	Topic 046	28.11
Topic 034	44.77	Topic 047	3.53
Topic 035	5.28	Topic 048	74.69
Topic 036	3.23	Topic 049	1.77
Topic 037	19.30	Topic 050	7.55
Topic 038	0.00		



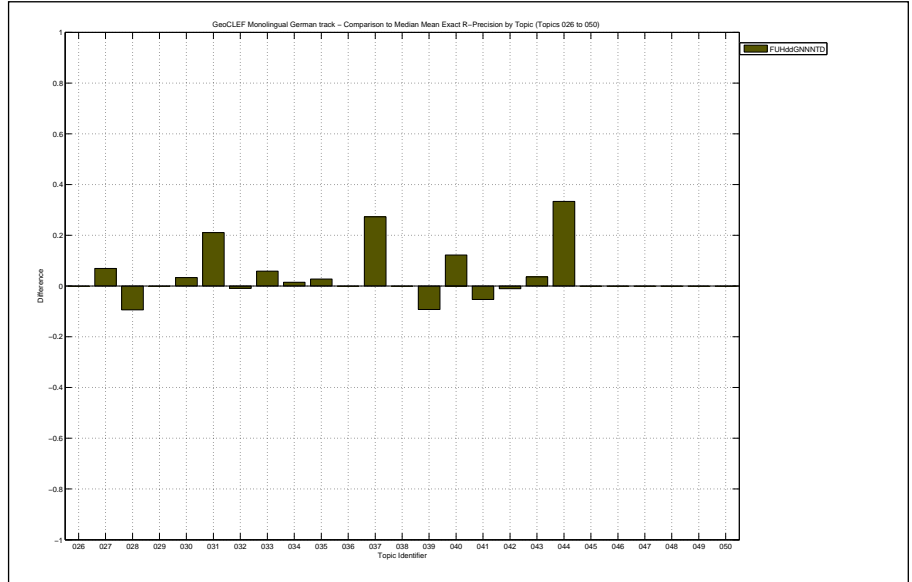
Docs Cutoff Levels	Precision at DCL (%)
5 docs	24.00
10 docs	20.80
15 docs	21.07
20 docs	19.20
30 docs	18.40
100 docs	9.96
200 docs	6.20
500 docs	3.14
1000 docs	1.76
R-Precision (precision after R document retrieved, where R = Relevant retrieved)	
	18.00



Exact R-Precision	
Maximum	0.6333
Minimum	0.0000
First Quartile	0.0000
Second Quartile	0.0714
Third Quartile	0.2906
Interquartile range	0.2906
Mean	0.1800
Standard Deviation	0.2161
Lower Outlier Threshold	0.0000
Upper Outlier Threshold	0.6333
Mean With No Outliers	0.1800
Std With No Outliers	0.2161



Precision averages (%) for individual queries			
Topic 026	0.00	Topic 039	3.70
Topic 027	13.85	Topic 040	48.78
Topic 028	6.25	Topic 041	0.00
Topic 029	0.00	Topic 042	4.26
Topic 030	63.33	Topic 043	7.14
Topic 031	27.63	Topic 044	33.33
Topic 032	57.41	Topic 045	0.00
Topic 033	11.76	Topic 046	25.00
Topic 034	44.12	Topic 047	0.00
Topic 035	5.56	Topic 048	62.32
Topic 036	0.00	Topic 049	0.00
Topic 037	27.27	Topic 050	8.33
Topic 038	0.00		



Overall statistics for 25 queries :	
Total number of documents over all queries	
Retrieved	25,000
Relevant	602
Relevant retrieved	426
Geometric Mean Average Precision	0.0385
Binary Preference (BPREF)	0.1134

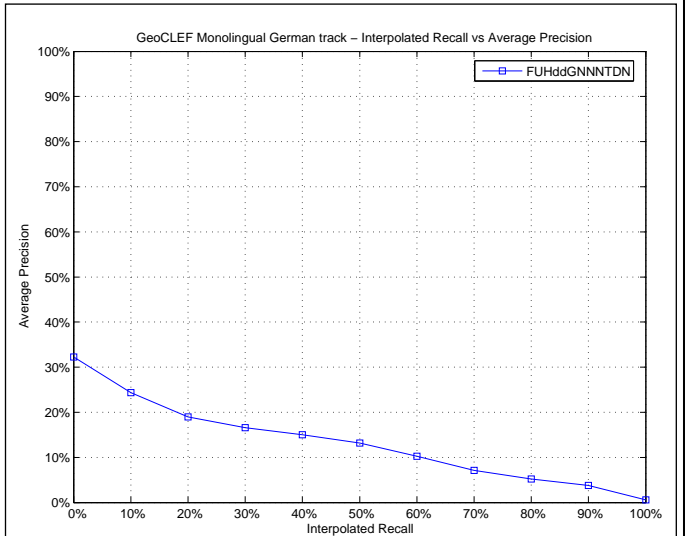
Priority	3
Query Construction	AUTOMATIC
Source Language	German
Topic Fields	title, description, narrative
Pooled	true

third run

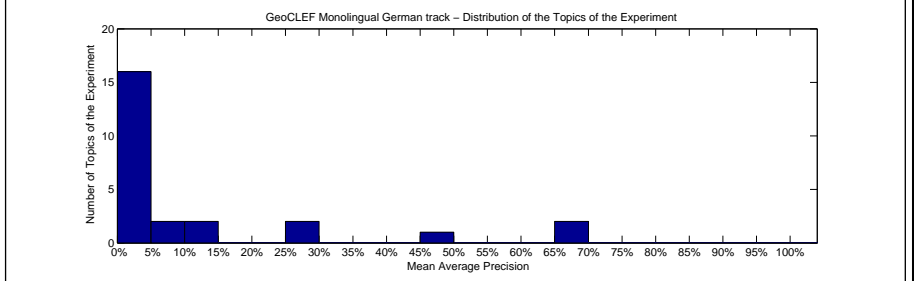
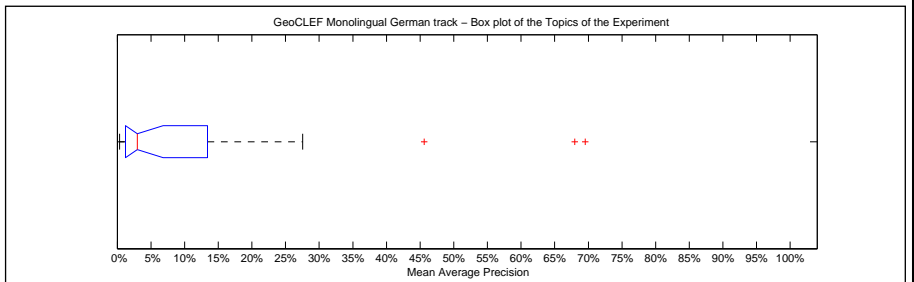
Interploated Recall (%)	Precision Averages (%)
0	32.25
10	24.35
20	18.96
30	16.61
40	15.05
50	13.18
60	10.26
70	7.12
80	5.24
90	3.75
100	0.57

Average precision (non-interpolated) for all relevant documents (averaged over queries)

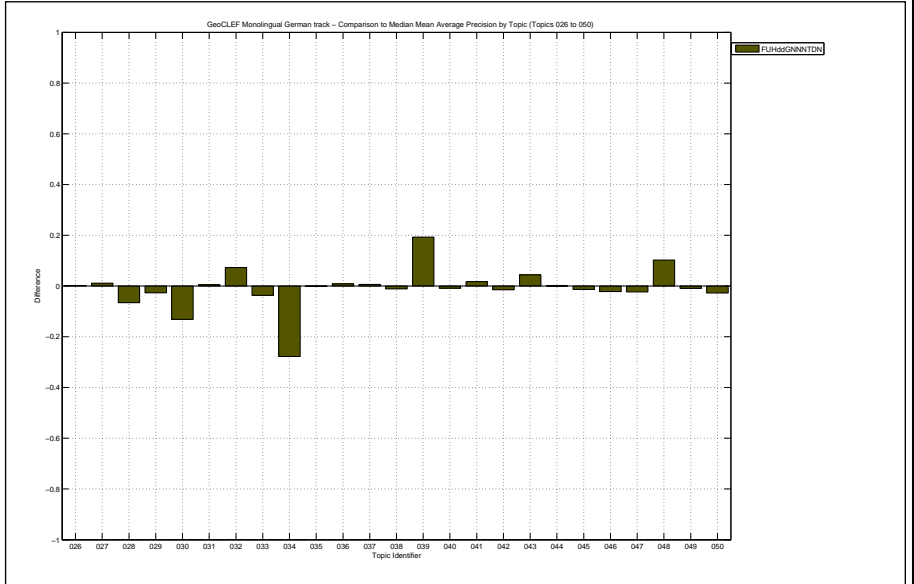
12.23



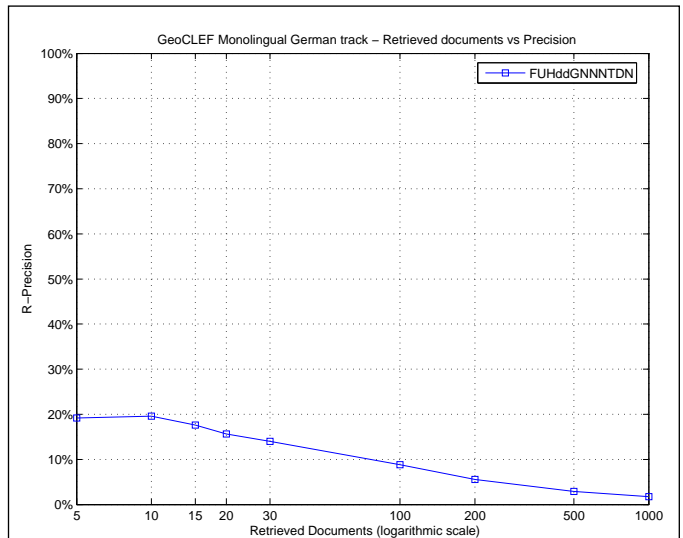
Mean Average Precision	
Maximum	0.6954
Minimum	0.0034
First Quartile	0.0123
Second Quartile	0.0298
Third Quartile	0.1342
Interquartile range	0.1218
Mean	0.1223
Standard Deviation	0.2016
Lower Outlier Threshold	0.0034
Upper Outlier Threshold	0.2754
Mean With No Outliers	0.0558
Std With No Outliers	0.0780



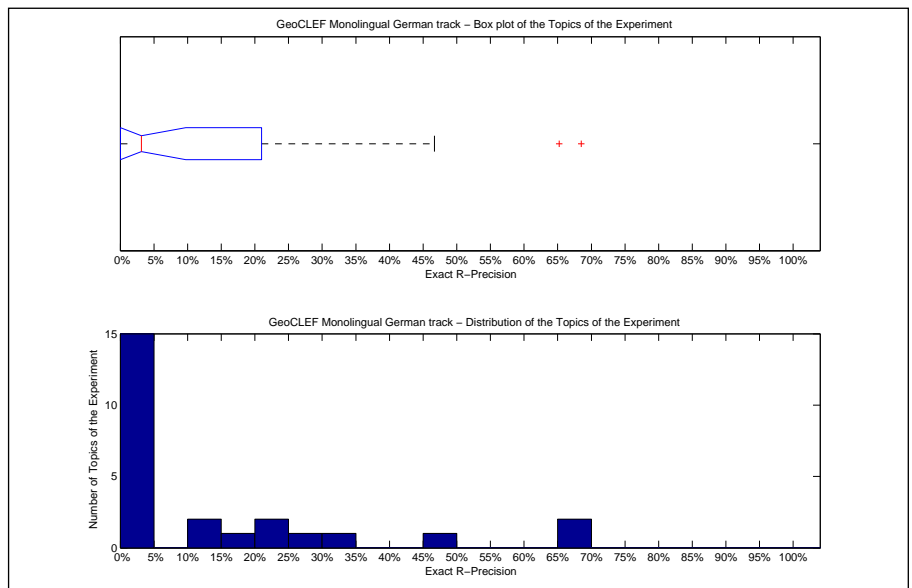
Precision averages (%) for individual queries			
Topic 026	0.36	Topic 039	26.16
Topic 027	2.47	Topic 040	27.54
Topic 028	0.91	Topic 041	3.52
Topic 029	4.45	Topic 042	2.59
Topic 030	45.60	Topic 043	6.17
Topic 031	5.58	Topic 044	1.38
Topic 032	67.99	Topic 045	0.34
Topic 033	2.03	Topic 046	13.95
Topic 034	13.24	Topic 047	0.66
Topic 035	2.98	Topic 048	69.54
Topic 036	1.65	Topic 049	3.41
Topic 037	1.28	Topic 050	0.95
Topic 038	1.11		



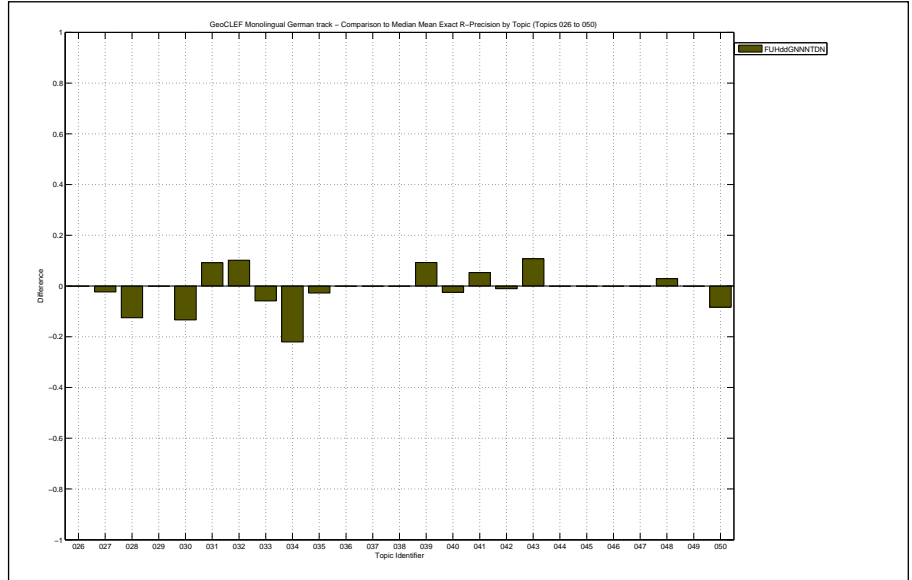
Docs Cutoff Levels	Precision at DCL (%)
5 docs	19.20
10 docs	19.60
15 docs	17.60
20 docs	15.60
30 docs	14.00
100 docs	8.84
200 docs	5.58
500 docs	2.86
1000 docs	1.70
R-Precision (precision after R document retrieved, where R = Relevant retrieved)	
	13.40



Exact R-Precision	
Maximum	0.6852
Minimum	0.0000
First Quartile	0.0000
Second Quartile	0.0312
Third Quartile	0.2100
Interquartile range	0.2100
Mean	0.1340
Standard Deviation	0.2037
Lower Outlier Threshold	0.0000
Upper Outlier Threshold	0.4667
Mean With No Outliers	0.0875
Std With No Outliers	0.1304



Precision averages (%) for individual queries			
Topic 026	0.00	Topic 039	22.22
Topic 027	4.62	Topic 040	34.15
Topic 028	3.12	Topic 041	10.53
Topic 029	0.00	Topic 042	4.26
Topic 030	46.67	Topic 043	14.29
Topic 031	15.79	Topic 044	0.00
Topic 032	68.52	Topic 045	0.00
Topic 033	0.00	Topic 046	25.00
Topic 034	20.59	Topic 047	0.00
Topic 035	0.00	Topic 048	65.22
Topic 036	0.00	Topic 049	0.00
Topic 037	0.00	Topic 050	0.00
Topic 038	0.00		



Overall statistics for 25 queries :

Total number of documents over all queries	
Retrieved	24,363
Relevant	602
Relevant retrieved	462
Geometric Mean Average Precision	0.0337
Binary Preference (BPREF)	0.1929

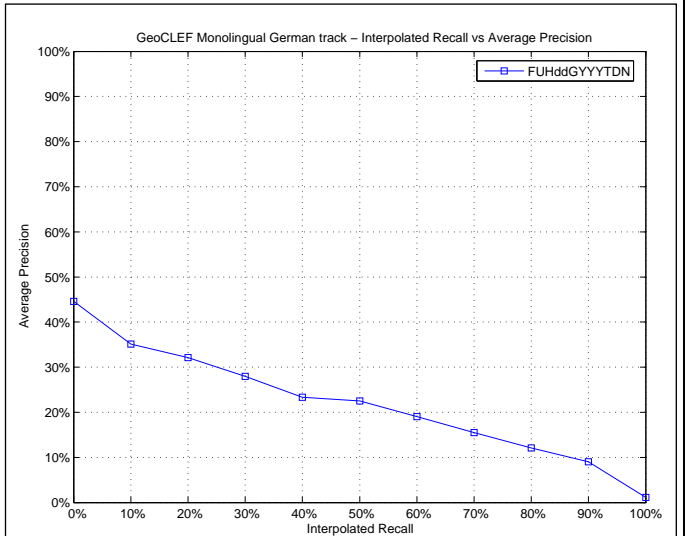
Priority	1
Query Construction	AUTOMATIC
Source Language	German
Topic Fields	title, description, narrative
Pooled	true

first run

Interploated Recall (%)	Precision Averages (%)
0	44.57
10	35.11
20	32.13
30	27.93
40	23.36
50	22.49
60	19.04
70	15.51
80	12.08
90	9.05
100	1.16

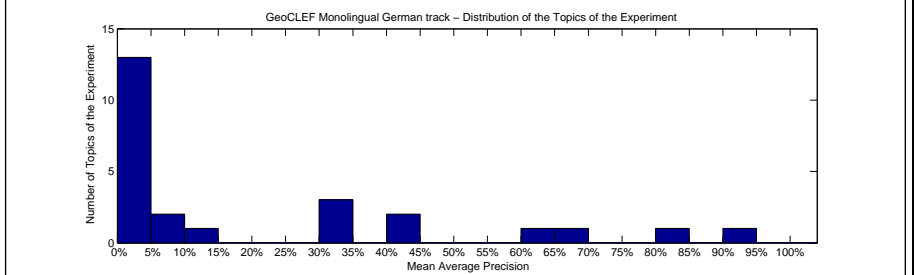
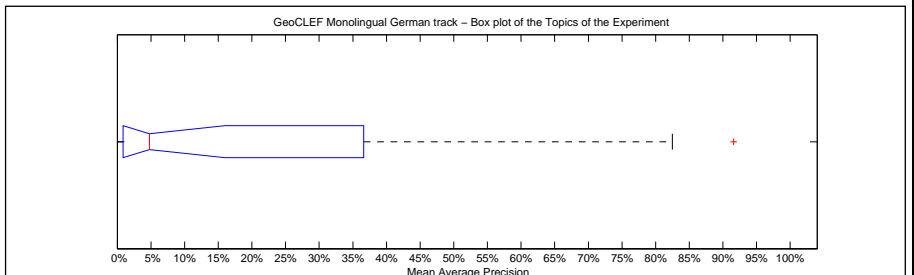
Average precision (non-interpolated) for all relevant documents (averaged over queries)

21.41



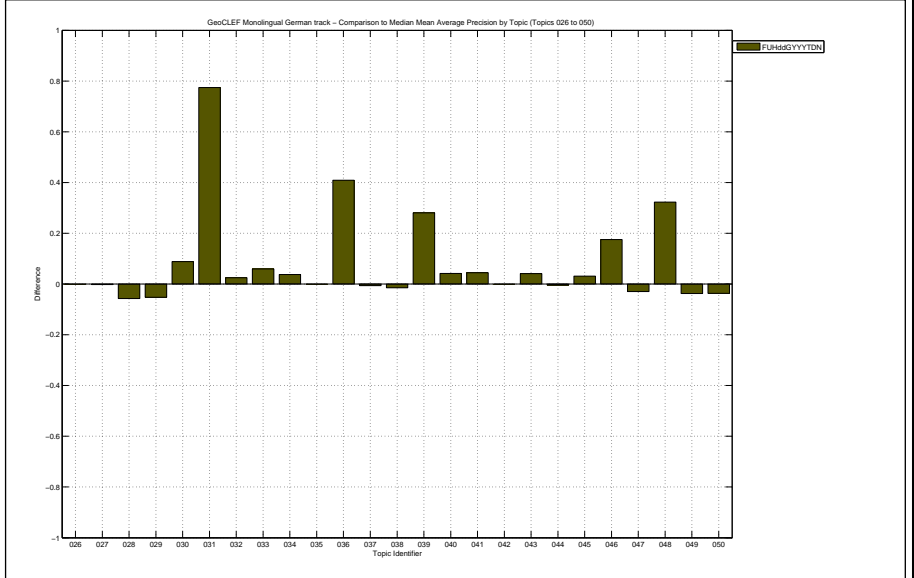
Mean Average Precision

Maximum	0.9161
Minimum	0.0000
First Quartile	0.0086
Second Quartile	0.0478
Third Quartile	0.3660
Interquartile range	0.3574
Mean	0.2141
Standard Deviation	0.2865
Lower Outlier Threshold	0.0000
Upper Outlier Threshold	0.8249
Mean With No Outliers	0.1849
Std With No Outliers	0.2517

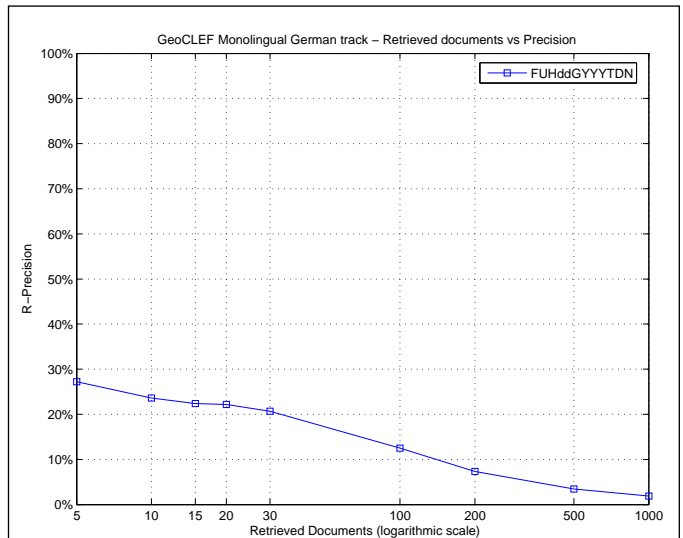


Precision averages (%) for individual queries

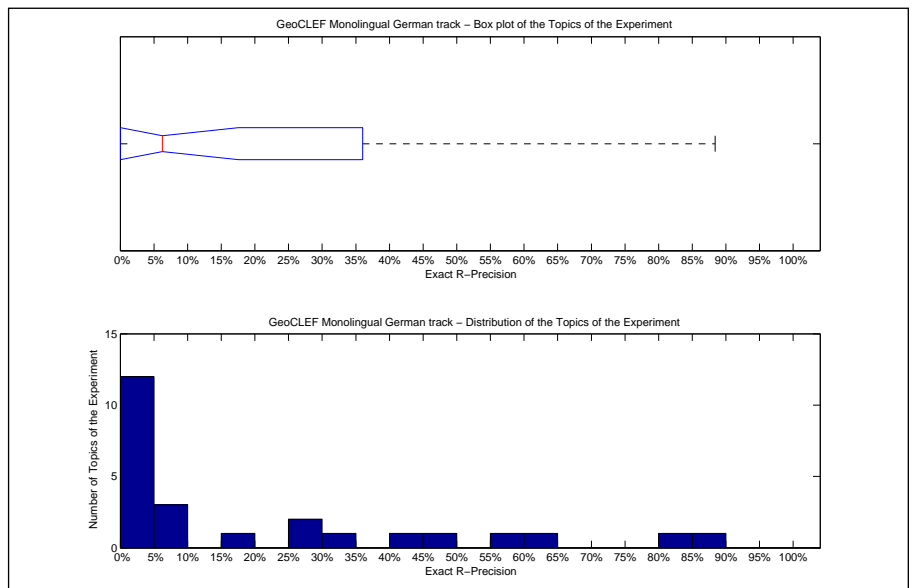
Topic 026	0.13	Topic 039	34.91
Topic 027	1.14	Topic 040	32.59
Topic 028	1.74	Topic 041	6.26
Topic 029	1.93	Topic 042	4.07
Topic 030	67.56	Topic 043	5.87
Topic 031	82.49	Topic 044	0.91
Topic 032	63.16	Topic 045	4.78
Topic 033	11.66	Topic 046	33.63
Topic 034	44.77	Topic 047	0.00
Topic 035	3.07	Topic 048	91.61
Topic 036	41.67	Topic 049	0.58
Topic 037	0.02	Topic 050	0.09
Topic 038	0.72		



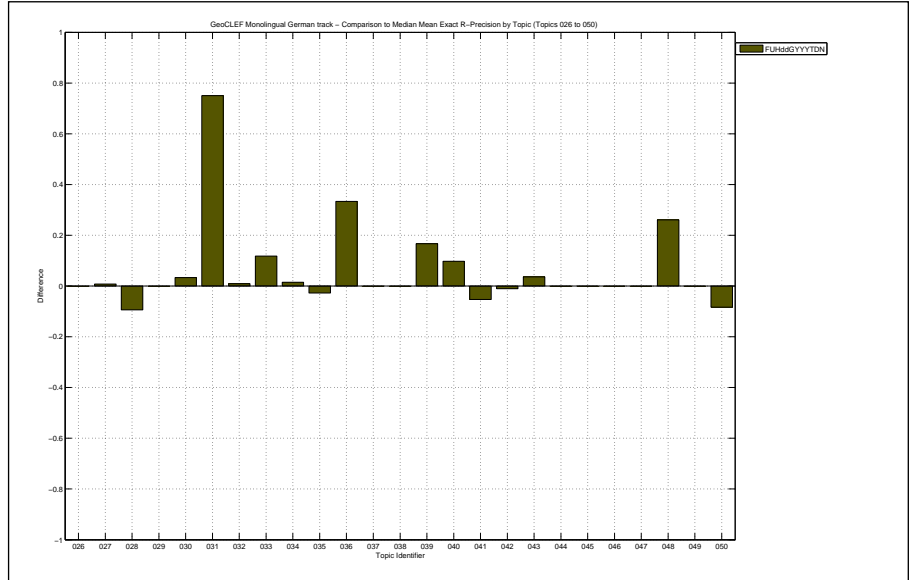
Docs Cutoff Levels	Precision at DCL (%)
5 docs	27.20
10 docs	23.60
15 docs	22.40
20 docs	22.20
30 docs	20.67
100 docs	12.52
200 docs	7.30
500 docs	3.41
1000 docs	1.85
R-Precision (precision after R document retrieved, where R = Relevant retrieved)	
	20.56



Exact R-Precision	
Maximum	0.8841
Minimum	0.0000
First Quartile	0.0000
Second Quartile	0.0625
Third Quartile	0.3603
Interquartile range	0.3603
Mean	0.2056
Standard Deviation	0.2785
Lower Outlier Threshold	0.0000
Upper Outlier Threshold	0.8841
Mean With No Outliers	0.2056
Std With No Outliers	0.2785



Precision averages (%) for individual queries			
Topic 026	0.00	Topic 039	29.63
Topic 027	7.69	Topic 040	46.34
Topic 028	6.25	Topic 041	0.00
Topic 029	0.00	Topic 042	4.26
Topic 030	63.33	Topic 043	7.14
Topic 031	81.58	Topic 044	0.00
Topic 032	59.26	Topic 045	0.00
Topic 033	17.65	Topic 046	25.00
Topic 034	44.12	Topic 047	0.00
Topic 035	0.00	Topic 048	88.41
Topic 036	33.33	Topic 049	0.00
Topic 037	0.00	Topic 050	0.00
Topic 038	0.00		



Overall statistics for 25 queries :

Total number of documents over all queries	
Retrieved	24,361
Relevant	602
Relevant retrieved	442
Geometric Mean Average Precision	0.0318
Binary Preference (BPREF)	0.1905

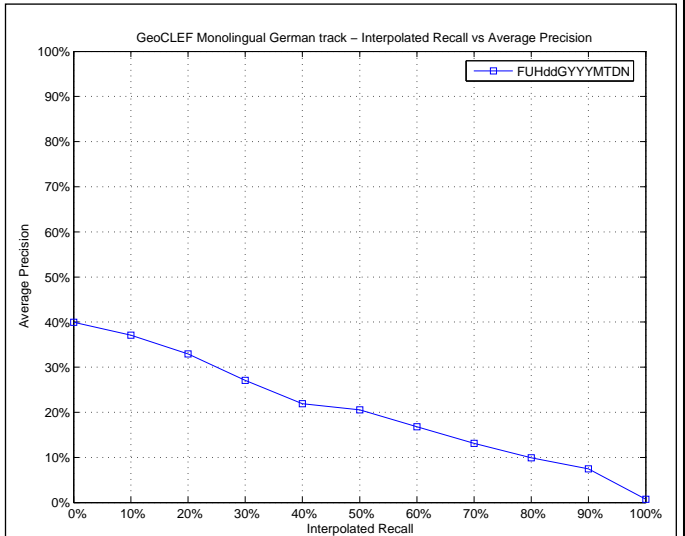
Priority	5
Query Construction	AUTOMATIC
Source Language	German
Topic Fields	title, description, narrative
Pooled	true

fifth run

Interploated Recall (%)	Precision Averages (%)
0	39.98
10	37.09
20	32.92
30	27.08
40	21.92
50	20.54
60	16.82
70	13.13
80	9.93
90	7.45
100	0.73

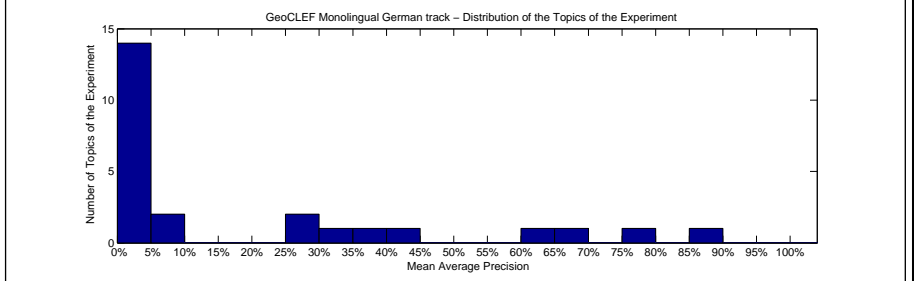
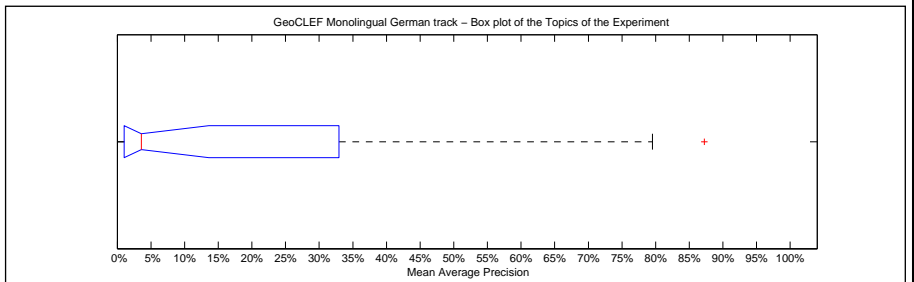
Average precision (non-interpolated) for all relevant documents (averaged over queries)

19.99



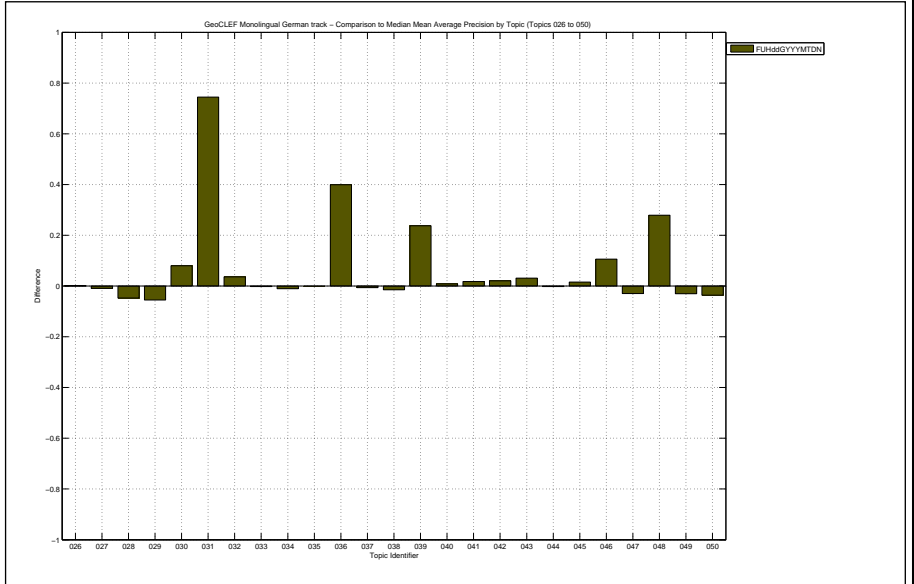
Mean Average Precision

Maximum	0.8723
Minimum	0.0000
First Quartile	0.0103
Second Quartile	0.0356
Third Quartile	0.3296
Interquartile range	0.3193
Mean	0.1999
Standard Deviation	0.2771
Lower Outlier Threshold	0.0000
Upper Outlier Threshold	0.7952
Mean With No Outliers	0.1719
Std With No Outliers	0.2442

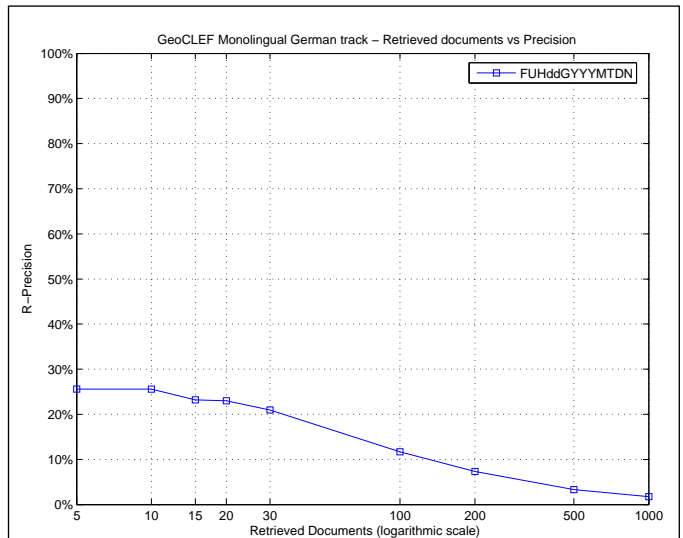


Precision averages (%) for individual queries

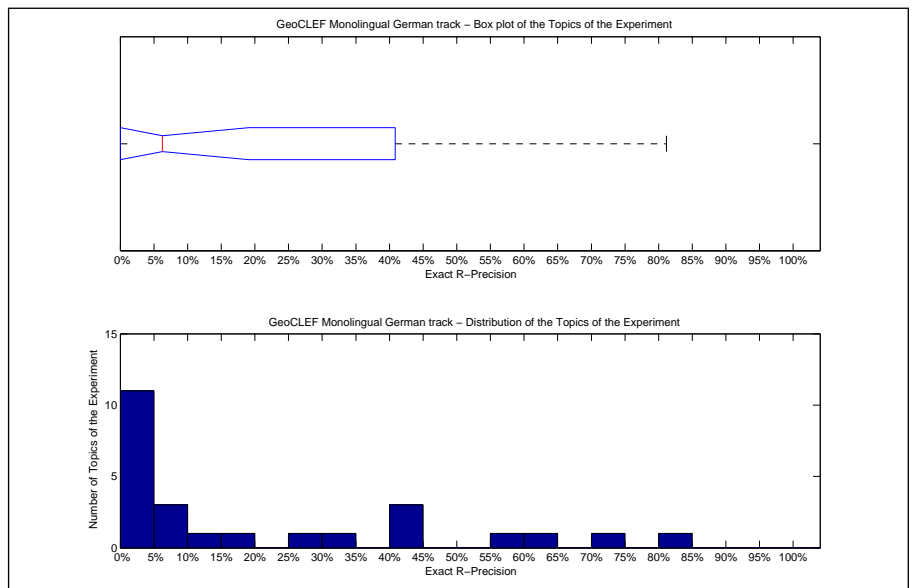
Topic 026	0.26	Topic 039	30.63
Topic 027	0.40	Topic 040	29.27
Topic 028	2.74	Topic 041	3.56
Topic 029	1.64	Topic 042	6.16
Topic 030	66.68	Topic 043	4.89
Topic 031	79.52	Topic 044	1.13
Topic 032	64.31	Topic 045	3.20
Topic 033	5.51	Topic 046	26.74
Topic 034	39.97	Topic 047	0.00
Topic 035	3.03	Topic 048	87.23
Topic 036	40.74	Topic 049	1.32
Topic 037	0.01	Topic 050	0.11
Topic 038	0.72		



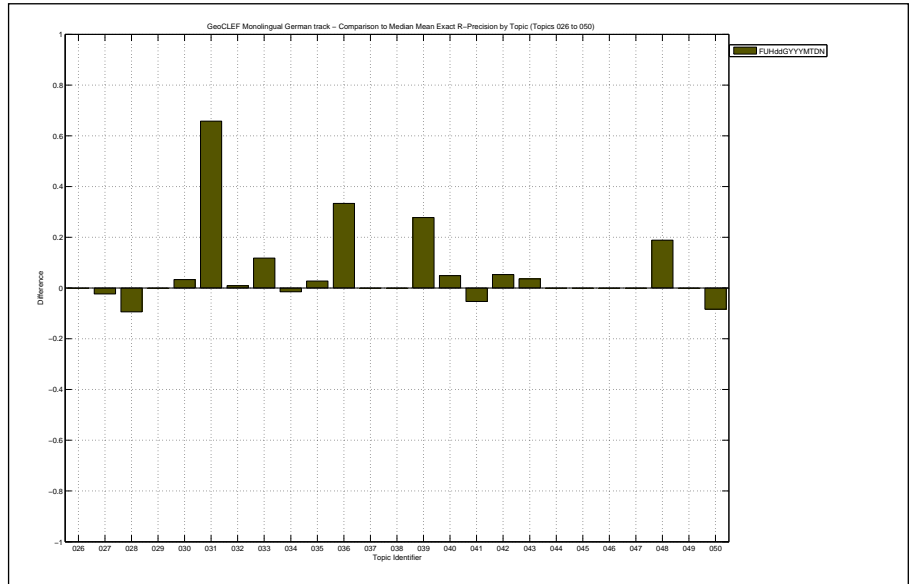
Docs Cutoff Levels	Precision at DCL (%)
5 docs	25.60
10 docs	25.60
15 docs	23.20
20 docs	23.00
30 docs	20.93
100 docs	11.68
200 docs	7.34
500 docs	3.33
1000 docs	1.77
R-Precision (precision after R document retrieved, where R = Relevant retrieved)	
	20.39



Exact R-Precision	
Maximum	0.8116
Minimum	0.0000
First Quartile	0.0000
Second Quartile	0.0625
Third Quartile	0.4085
Interquartile range	0.4085
Mean	0.2039
Standard Deviation	0.2609
Lower Outlier Threshold	0.0000
Upper Outlier Threshold	0.8116
Mean With No Outliers	0.2039
Std With No Outliers	0.2609



Precision averages (%) for individual queries			
Topic 026	0.00	Topic 039	40.74
Topic 027	4.62	Topic 040	41.46
Topic 028	6.25	Topic 041	0.00
Topic 029	0.00	Topic 042	10.64
Topic 030	63.33	Topic 043	7.14
Topic 031	72.37	Topic 044	0.00
Topic 032	59.26	Topic 045	0.00
Topic 033	17.65	Topic 046	25.00
Topic 034	41.18	Topic 047	0.00
Topic 035	5.56	Topic 048	81.16
Topic 036	33.33	Topic 049	0.00
Topic 037	0.00	Topic 050	0.00
Topic 038	0.00		





Overall statistics for 25 queries :	
Total number of documents over all queries	
Retrieved	25,000
Relevant	602
Relevant retrieved	419
Geometric Mean Average Precision	0.0562
Binary Preference (BPREF)	0.1517

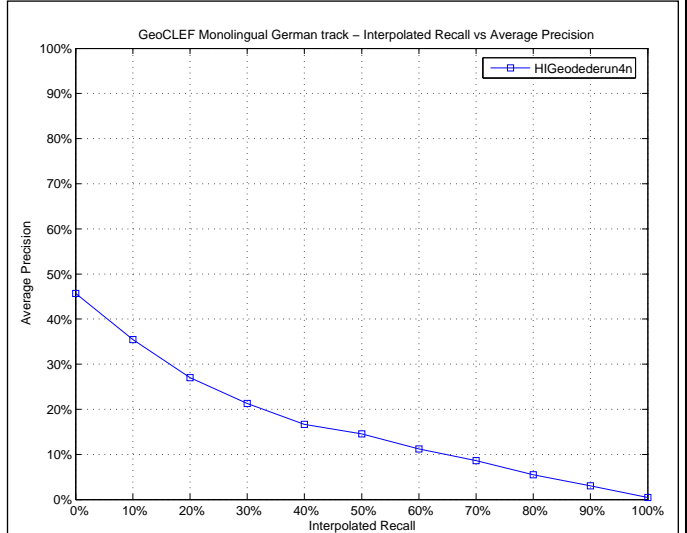
Priority	5
Query Construction	AUTOMATIC
Source Language	German
Topic Fields	title, description, narrative
Pooled	true

Experiment with BRF(5docs,25terms) stem lucene

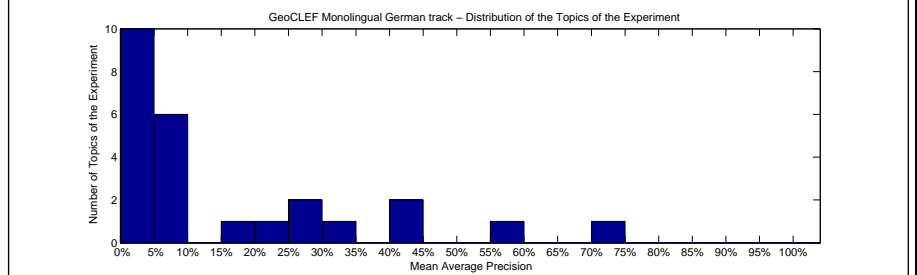
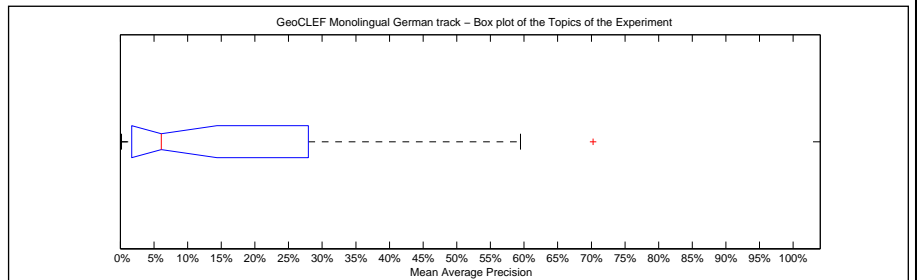
Interploated Recall (%)	Precision Averages (%)
0	45.71
10	35.46
20	27.03
30	21.27
40	16.62
50	14.56
60	11.24
70	8.62
80	5.50
90	3.04
100	0.46

Average precision (non-interpolated) for all relevant documents (averaged over queries)

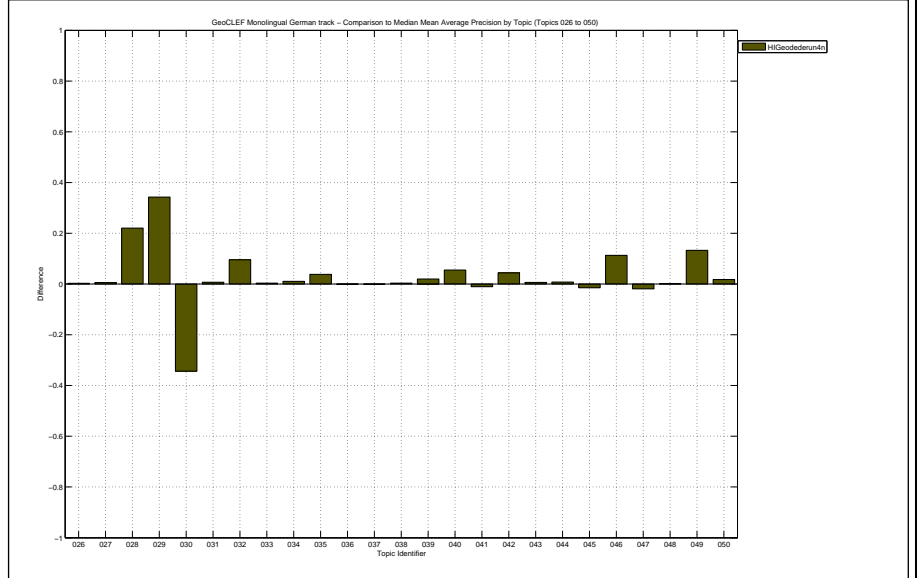
16.01



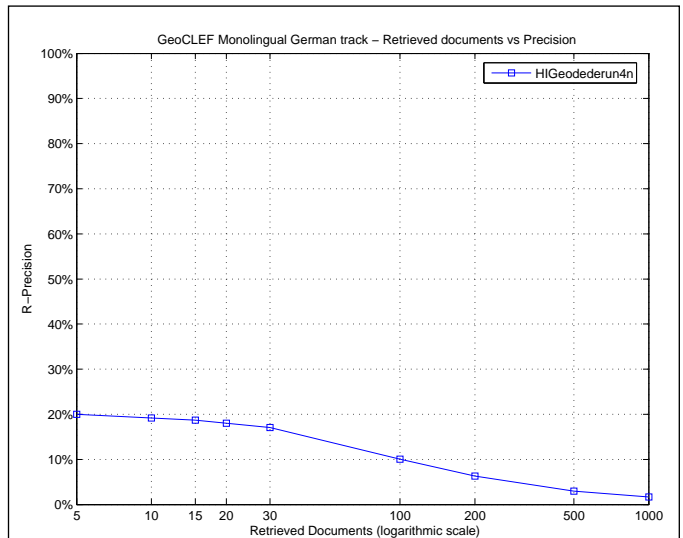
Mean Average Precision	
Maximum	0.7026
Minimum	0.0020
First Quartile	0.0170
Second Quartile	0.0611
Third Quartile	0.2795
Interquartile range	0.2625
Mean	0.1601
Standard Deviation	0.1994
Lower Outlier Threshold	0.0020
Upper Outlier Threshold	0.5947
Mean With No Outliers	0.1375
Std With No Outliers	0.1678



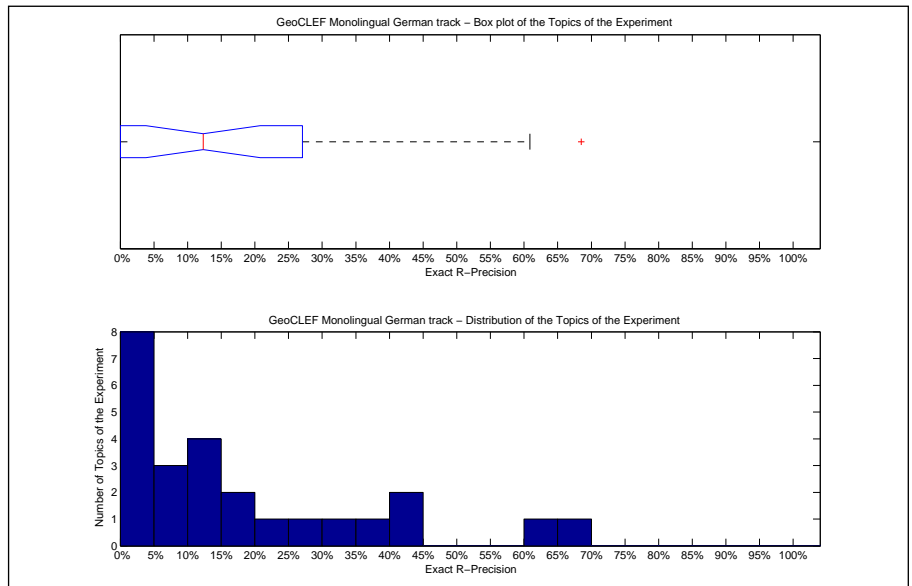
Precision averages (%) for individual queries			
Topic 026	0.43	Topic 039	8.87
Topic 027	1.90	Topic 040	33.91
Topic 028	29.49	Topic 041	0.73
Topic 029	41.39	Topic 042	8.44
Topic 030	24.39	Topic 043	2.42
Topic 031	5.75	Topic 044	2.10
Topic 032	70.26	Topic 045	0.20
Topic 033	6.11	Topic 046	27.44
Topic 034	42.04	Topic 047	1.11
Topic 035	6.85	Topic 048	59.47
Topic 036	0.71	Topic 049	17.63
Topic 037	0.54	Topic 050	5.49
Topic 038	2.57		



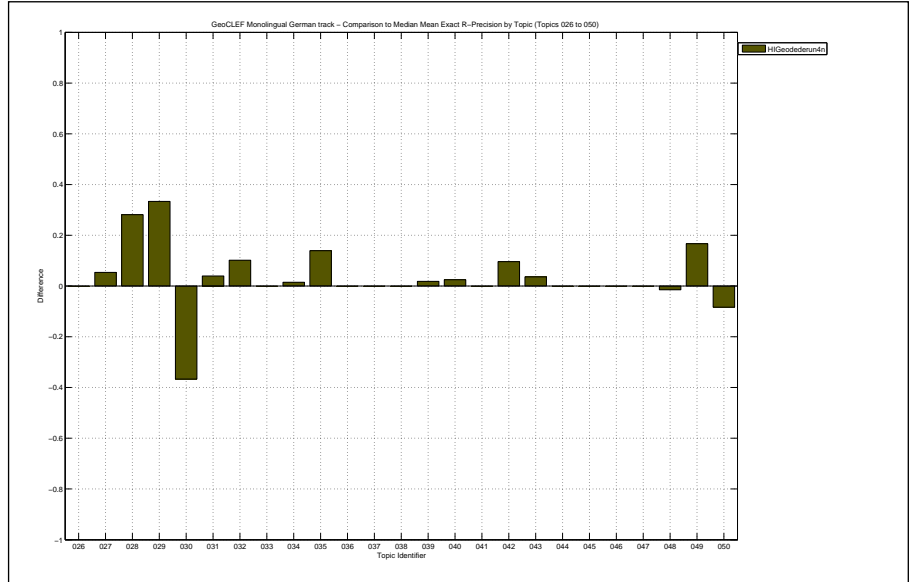
Docs Cutoff Levels	Precision at DCL (%)
5 docs	20.00
10 docs	19.20
15 docs	18.67
20 docs	18.00
30 docs	17.07
100 docs	10.04
200 docs	6.32
500 docs	2.97
1000 docs	1.68
R-Precision (precision after R document retrieved, where R = Relevant retrieved)	
	17.68



Exact R-Precision	
Maximum	0.6852
Minimum	0.0000
First Quartile	0.0000
Second Quartile	0.1231
Third Quartile	0.2708
Interquartile range	0.2708
Mean	0.1768
Standard Deviation	0.2002
Lower Outlier Threshold	0.0000
Upper Outlier Threshold	0.6087
Mean With No Outliers	0.1557
Std With No Outliers	0.1735



Precision averages (%) for individual queries			
Topic 026	0.00	Topic 039	14.81
Topic 027	12.31	Topic 040	39.02
Topic 028	43.75	Topic 041	5.26
Topic 029	33.33	Topic 042	14.89
Topic 030	23.33	Topic 043	7.14
Topic 031	10.53	Topic 044	0.00
Topic 032	68.52	Topic 045	0.00
Topic 033	5.88	Topic 046	25.00
Topic 034	44.12	Topic 047	0.00
Topic 035	16.67	Topic 048	60.87
Topic 036	0.00	Topic 049	16.67
Topic 037	0.00	Topic 050	0.00
Topic 038	0.00		



Overall statistics for 25 queries :

Total number of documents over all queries	
Retrieved	25,000
Relevant	602
Relevant retrieved	390
Geometric Mean Average Precision	0.0455
Binary Preference (BPREF)	0.1511

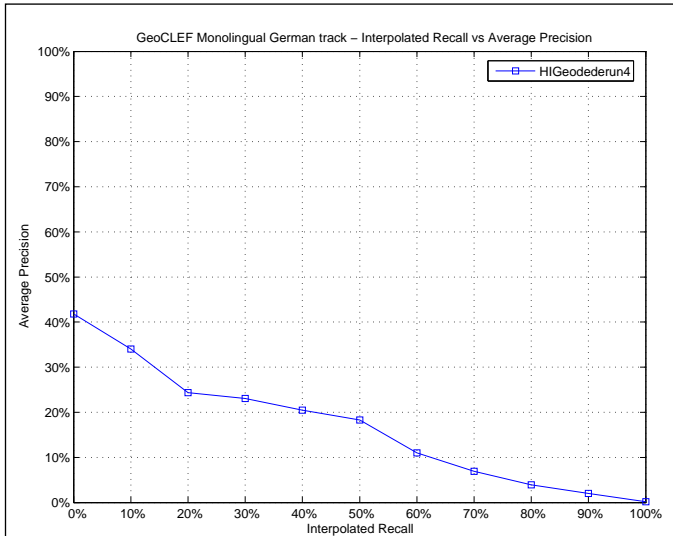
Priority	4
Query Construction	AUTOMATIC
Source Language	German
Topic Fields	title, description
Pooled	true

Experiment with BRF(5docs,25terms) stem lucene

Interploated Recall (%)	Precision Averages (%)
0	41.76
10	34.02
20	24.33
30	23.05
40	20.46
50	18.26
60	11.03
70	6.94
80	3.93
90	2.04
100	0.20

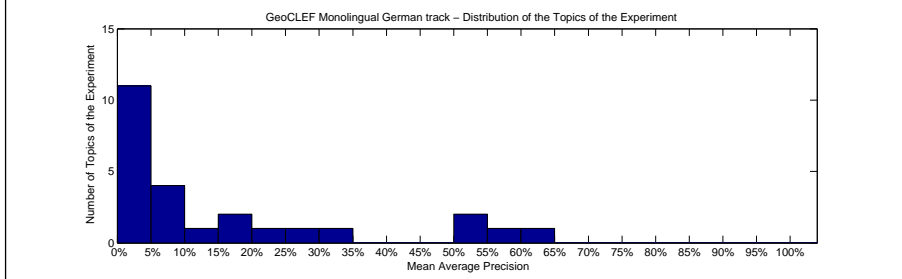
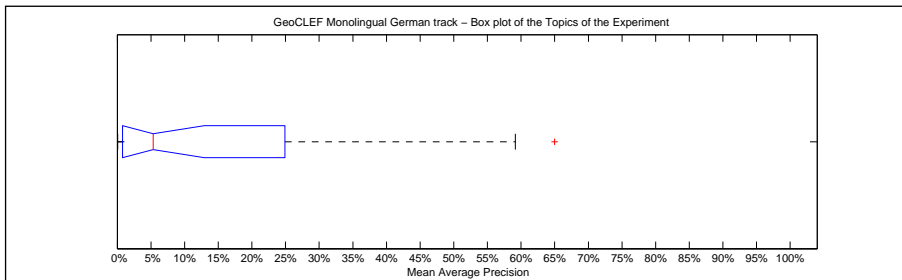
Average precision (non-interpolated) for all relevant documents (averaged over queries)

15.58



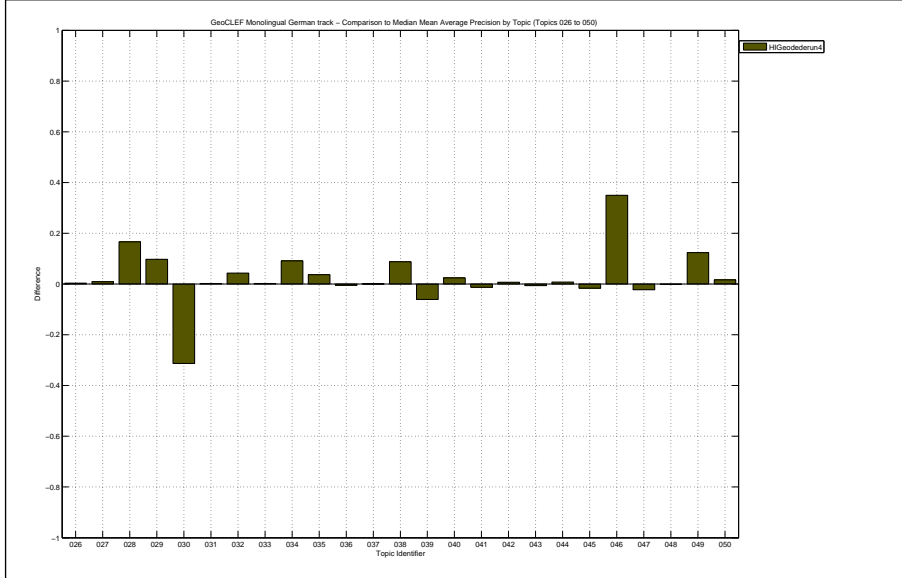
Mean Average Precision

Maximum	0.6498
Minimum	0.0005
First Quartile	0.0080
Second Quartile	0.0534
Third Quartile	0.2489
Interquartile range	0.2410
Mean	0.1558
Standard Deviation	0.2032
Lower Outlier Threshold	0.0005
Upper Outlier Threshold	0.5915
Mean With No Outliers	0.1352
Std With No Outliers	0.1790

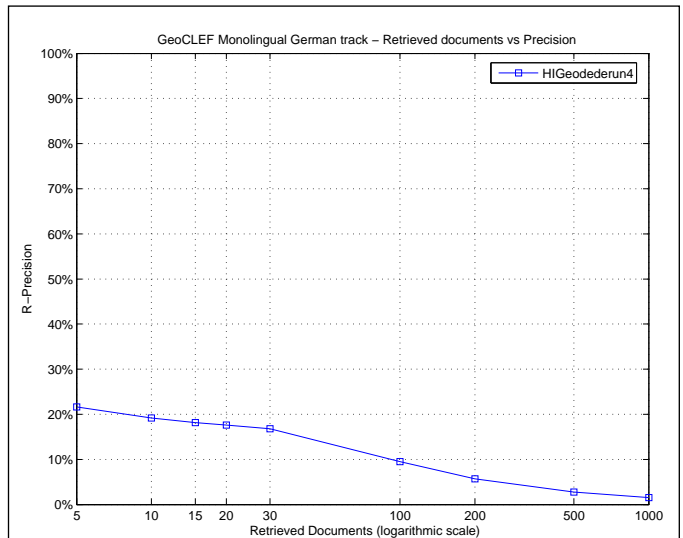


Precision averages (%) for individual queries

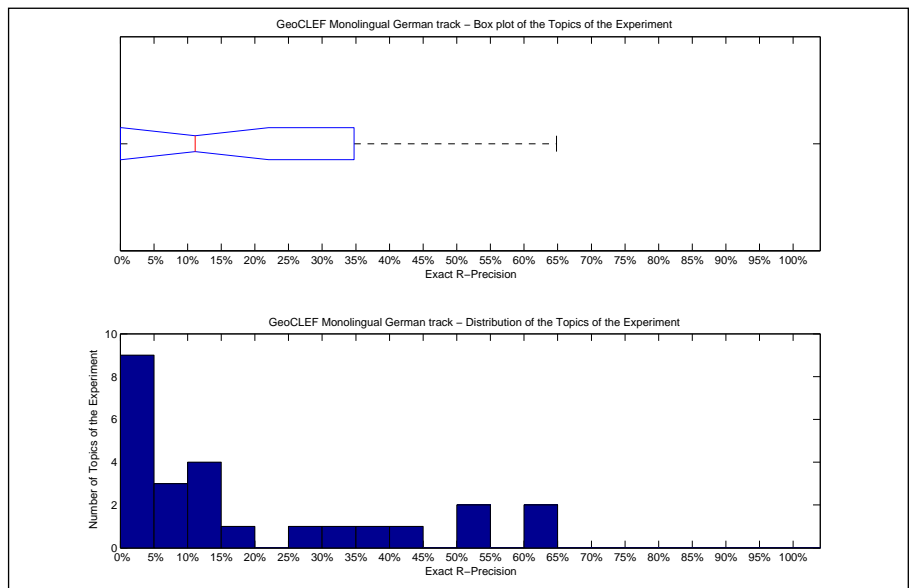
Topic 026	0.44	Topic 039	0.81
Topic 027	2.28	Topic 040	30.80
Topic 028	24.04	Topic 041	0.54
Topic 029	16.90	Topic 042	4.83
Topic 030	27.44	Topic 043	1.12
Topic 031	5.31	Topic 044	2.08
Topic 032	64.98	Topic 045	0.05
Topic 033	5.95	Topic 046	51.08
Topic 034	50.11	Topic 047	0.74
Topic 035	6.76	Topic 048	59.15
Topic 036	0.26	Topic 049	16.67
Topic 037	0.75	Topic 050	5.34
Topic 038	10.96		



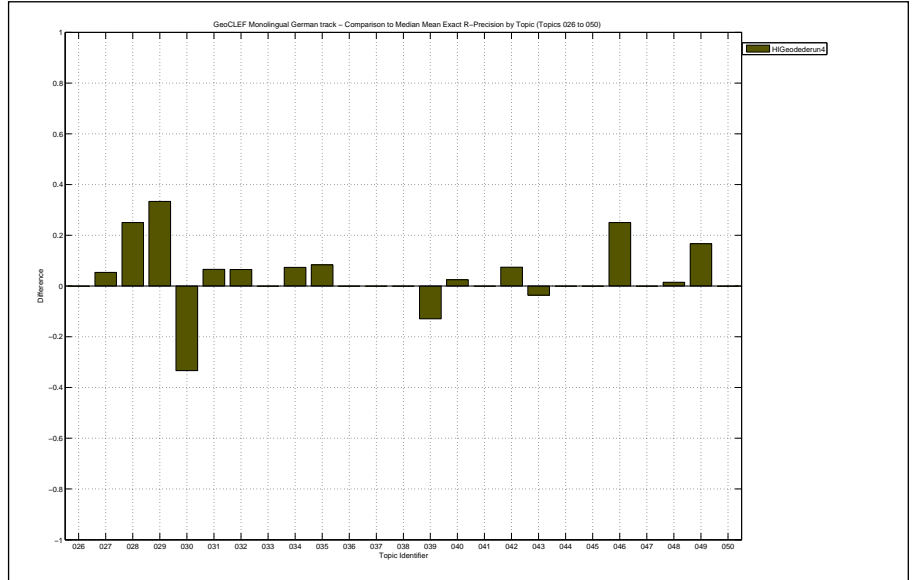
Docs Cutoff Levels	Precision at DCL (%)
5 docs	21.60
10 docs	19.20
15 docs	18.13
20 docs	17.60
30 docs	16.80
100 docs	9.48
200 docs	5.70
500 docs	2.77
1000 docs	1.56
R-Precision (precision after R document retrieved, where R = Relevant retrieved)	
	18.15



Exact R-Precision	
Maximum	0.6481
Minimum	0.0000
First Quartile	0.0000
Second Quartile	0.1111
Third Quartile	0.3476
Interquartile range	0.3476
Mean	0.1815
Standard Deviation	0.2146
Lower Outlier Threshold	0.0000
Upper Outlier Threshold	0.6481
Mean With No Outliers	0.1815
Std With No Outliers	0.2146



Precision averages (%) for individual queries			
Topic 026	0.00	Topic 039	0.00
Topic 027	12.31	Topic 040	39.02
Topic 028	40.62	Topic 041	5.26
Topic 029	33.33	Topic 042	12.77
Topic 030	26.67	Topic 043	0.00
Topic 031	13.16	Topic 044	0.00
Topic 032	64.81	Topic 045	0.00
Topic 033	5.88	Topic 046	50.00
Topic 034	50.00	Topic 047	0.00
Topic 035	11.11	Topic 048	63.77
Topic 036	0.00	Topic 049	16.67
Topic 037	0.00	Topic 050	8.33
Topic 038	0.00		

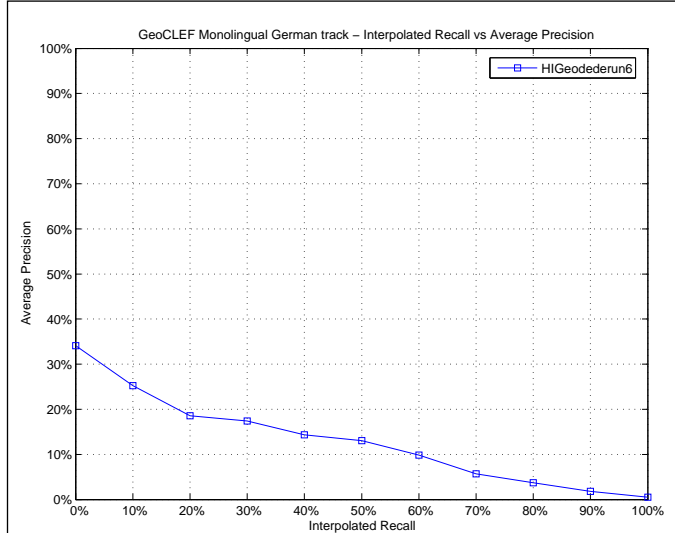


Overall statistics for 25 queries :

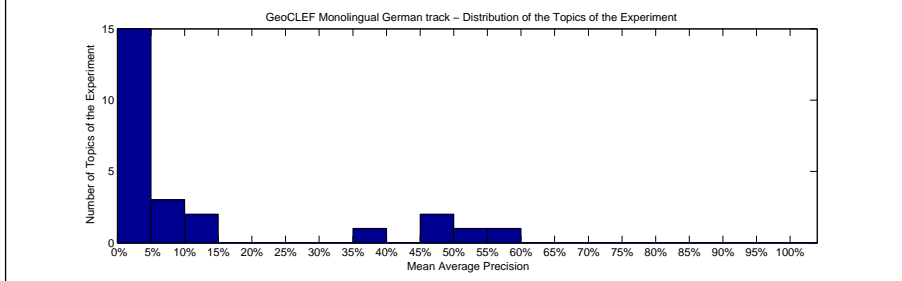
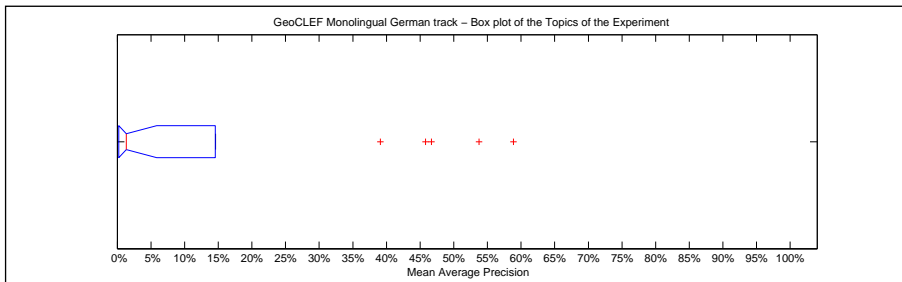
Total number of documents over all queries	
Retrieved	21,416
Relevant	602
Relevant retrieved	301
Geometric Mean Average Precision	0.0076
Binary Preference (BPREF)	0.1210

Priority	2
Query Construction	AUTOMATIC
Source Language	German
Topic Fields	title, description
Pooled	true
Experiment with BRF(5docs,25terms) with NE-recognition and weighting, also within the BRF	

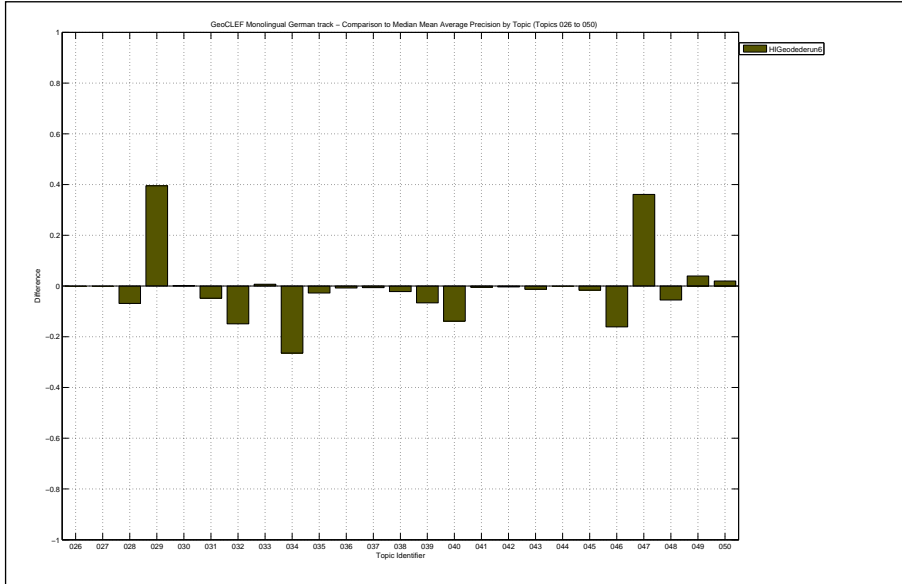
Interploated Recall (%)	Precision Averages (%)
0	34.12
10	25.23
20	18.54
30	17.40
40	14.32
50	13.07
60	9.86
70	5.72
80	3.72
90	1.84
100	0.49
Average precision (non-interpolated) for all relevant documents (averaged over queries)	
	12.14



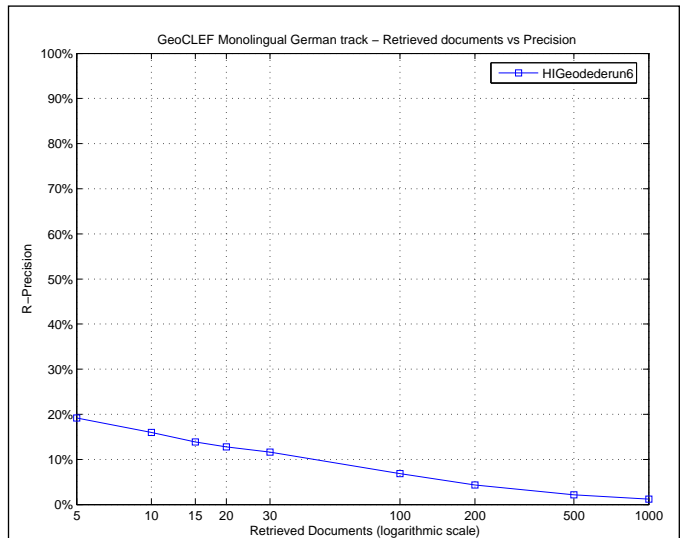
Mean Average Precision	
Maximum	0.5888
Minimum	0.0000
First Quartile	0.0021
Second Quartile	0.0133
Third Quartile	0.1458
Interquartile range	0.1437
Mean	0.1214
Standard Deviation	0.1944
Lower Outlier Threshold	0.0000
Upper Outlier Threshold	0.1459
Mean With No Outliers	0.0296
Std With No Outliers	0.0466



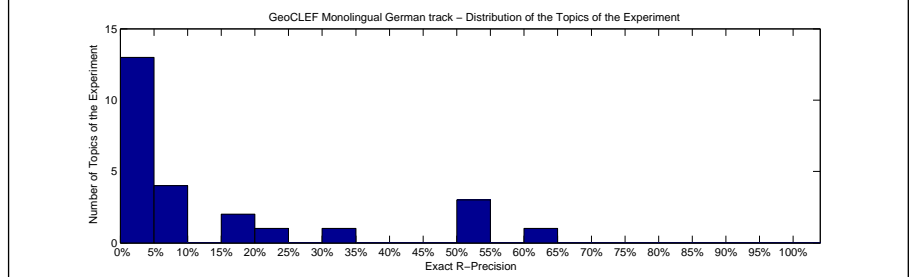
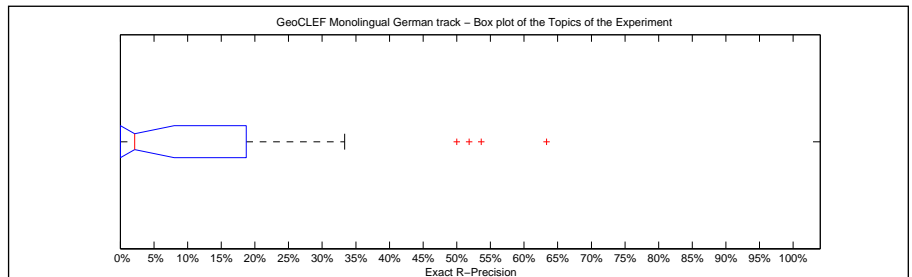
Precision averages (%) for individual queries			
Topic 026	0.10	Topic 039	0.25
Topic 027	1.33	Topic 040	14.58
Topic 028	0.62	Topic 041	1.32
Topic 029	46.67	Topic 042	3.73
Topic 030	58.88	Topic 043	0.52
Topic 031	0.25	Topic 044	1.33
Topic 032	45.82	Topic 045	0.00
Topic 033	6.40	Topic 046	0.00
Topic 034	14.59	Topic 047	39.11
Topic 035	0.28	Topic 048	53.78
Topic 036	0.00	Topic 049	8.28
Topic 037	0.01	Topic 050	5.71
Topic 038	0.00		



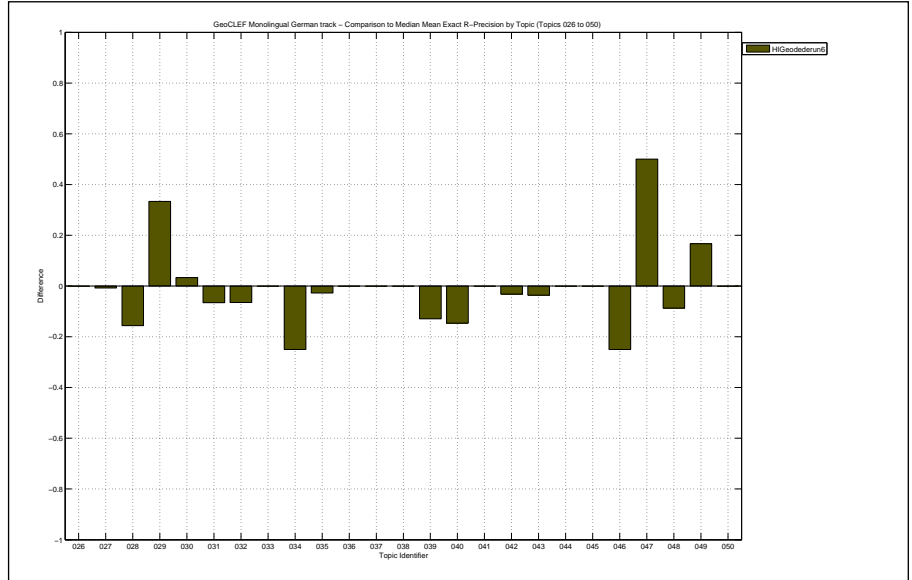
Docs Cutoff Levels	Precision at DCL (%)
5 docs	19.20
10 docs	16.00
15 docs	13.87
20 docs	12.80
30 docs	11.60
100 docs	6.88
200 docs	4.30
500 docs	2.14
1000 docs	1.20
R-Precision (precision after R document retrieved, where R = Relevant retrieved)	
	13.45



Exact R-Precision	
Maximum	0.6333
Minimum	0.0000
First Quartile	0.0000
Second Quartile	0.0213
Third Quartile	0.1872
Interquartile range	0.1872
Mean	0.1345
Standard Deviation	0.2032
Lower Outlier Threshold	0.0000
Upper Outlier Threshold	0.3333
Mean With No Outliers	0.0559
Std With No Outliers	0.0922



Precision averages (%) for individual queries			
Topic 026	0.00	Topic 039	0.00
Topic 027	6.15	Topic 040	21.95
Topic 028	0.00	Topic 041	5.26
Topic 029	33.33	Topic 042	2.13
Topic 030	63.33	Topic 043	0.00
Topic 031	0.00	Topic 044	0.00
Topic 032	51.85	Topic 045	0.00
Topic 033	5.88	Topic 046	0.00
Topic 034	17.65	Topic 047	50.00
Topic 035	0.00	Topic 048	53.62
Topic 036	0.00	Topic 049	16.67
Topic 037	0.00	Topic 050	8.33
Topic 038	0.00		



Overall statistics for 25 queries :	
Total number of documents over all queries	
Retrieved	22,151
Relevant	568
Relevant retrieved	296
Geometric Mean Average Precision	0.0077
Binary Preference (BPREF)	0.1164

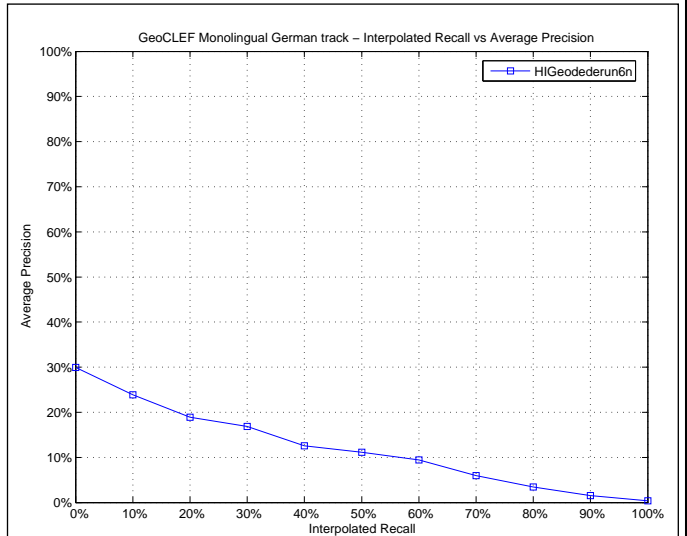
Priority	3
Query Construction	AUTOMATIC
Source Language	German
Topic Fields	title, description, narrative
Pooled	true

Experiment with BRF(5docs,25terms) with NE-recognition and weighting, also within the BRF

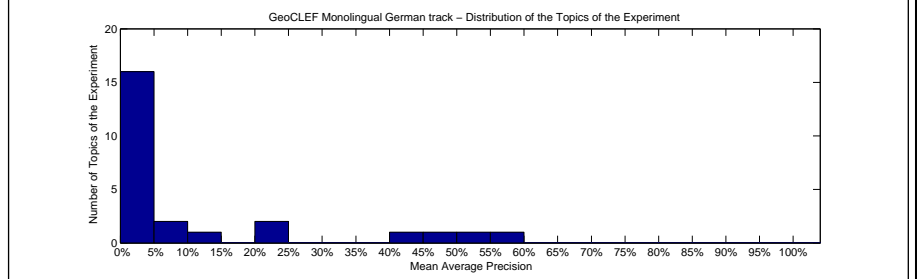
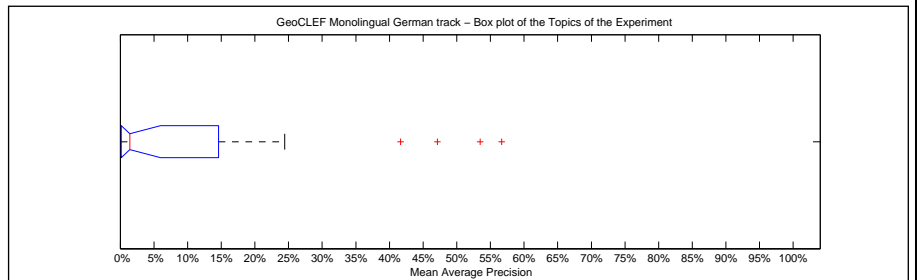
Interploated Recall (%)	Precision Averages (%)
0	29.91
10	23.90
20	18.87
30	16.83
40	12.56
50	11.13
60	9.42
70	5.94
80	3.46
90	1.51
100	0.38

Average precision (non-interpolated) for all relevant documents (averaged over queries)

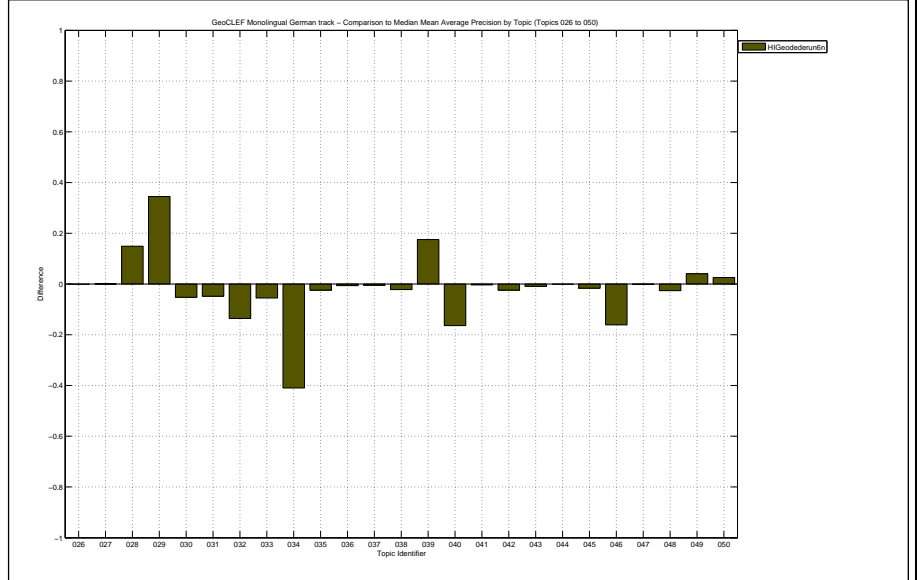
11.34



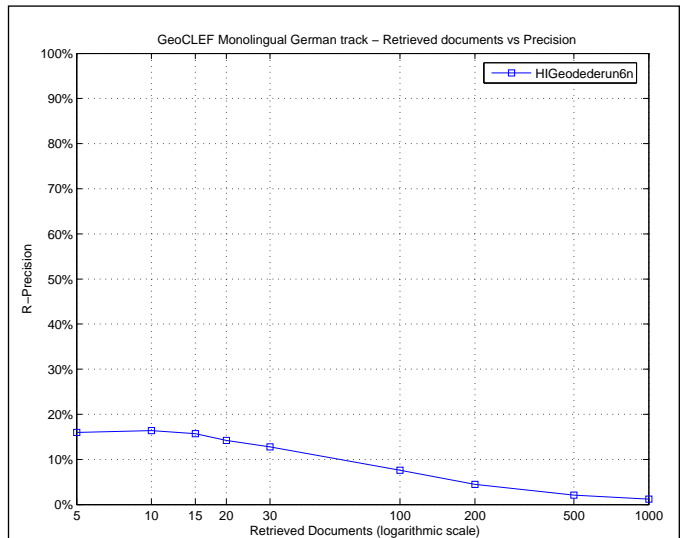
Mean Average Precision	
Maximum	0.5669
Minimum	0.0000
First Quartile	0.0015
Second Quartile	0.0143
Third Quartile	0.1462
Interquartile range	0.1447
Mean	0.1134
Standard Deviation	0.1847
Lower Outlier Threshold	0.0000
Upper Outlier Threshold	0.2443
Mean With No Outliers	0.0402
Std With No Outliers	0.0717



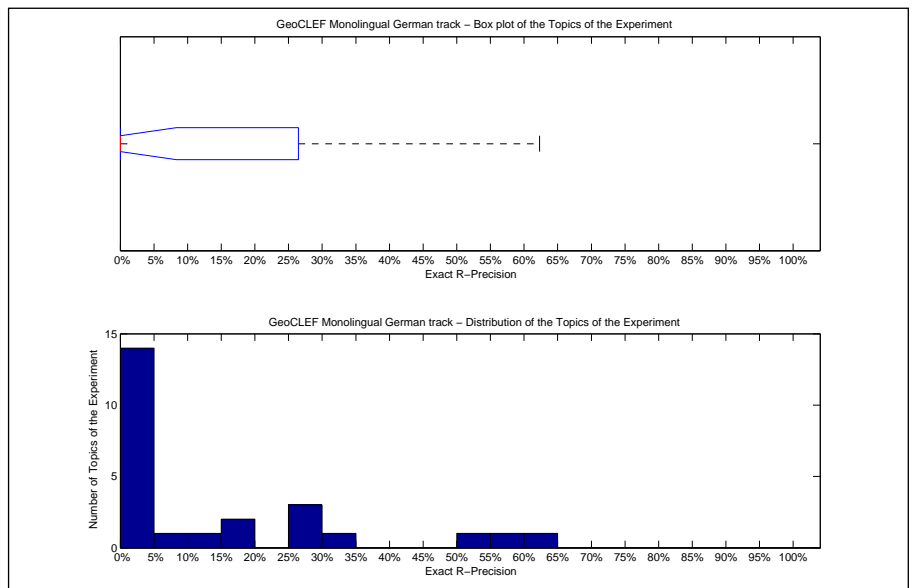
Precision averages (%) for individual queries			
Topic 026	0.12	Topic 039	24.43
Topic 027	1.43	Topic 040	12.04
Topic 028	22.37	Topic 041	1.46
Topic 029	41.64	Topic 042	1.66
Topic 030	53.48	Topic 043	0.86
Topic 031	0.23	Topic 044	1.31
Topic 032	47.14	Topic 045	0.00
Topic 033	0.18	Topic 046	0.00
Topic 034	0.00	Topic 047	2.83
Topic 035	0.67	Topic 048	56.69
Topic 036	0.16	Topic 049	8.34
Topic 037	0.12	Topic 050	6.27
Topic 038	0.00		



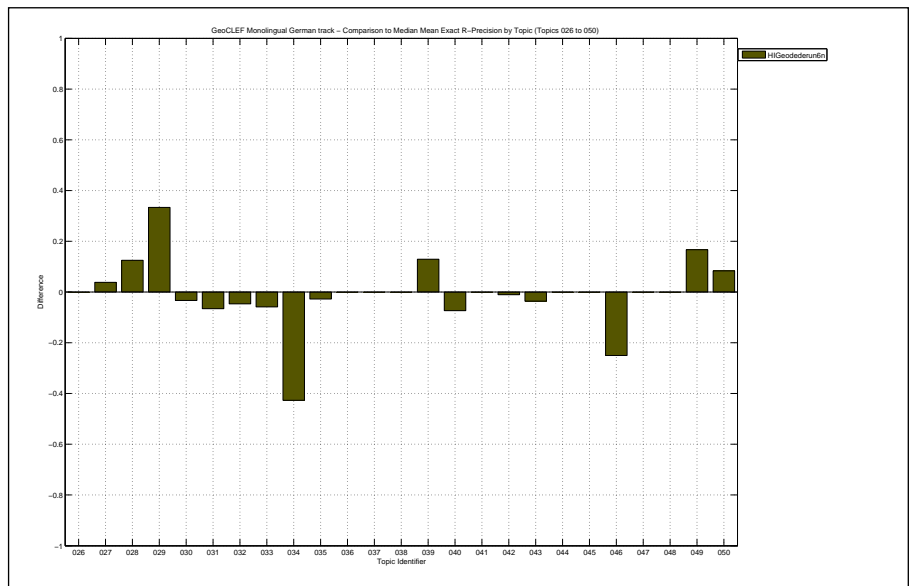
Docs Cutoff Levels	Precision at DCL (%)
5 docs	16.00
10 docs	16.40
15 docs	15.73
20 docs	14.20
30 docs	12.80
100 docs	7.60
200 docs	4.48
500 docs	2.08
1000 docs	1.18
R-Precision (precision after R document retrieved, where R = Relevant retrieved)	
	13.72



Exact R-Precision	
Maximum	0.6232
Minimum	0.0000
First Quartile	0.0000
Second Quartile	0.0000
Third Quartile	0.2648
Interquartile range	0.2648
Mean	0.1372
Standard Deviation	0.1981
Lower Outlier Threshold	0.0000
Upper Outlier Threshold	0.6232
Mean With No Outliers	0.1372
Std With No Outliers	0.1981



Precision averages (%) for individual queries			
Topic 026	0.00	Topic 039	25.93
Topic 027	10.77	Topic 040	29.27
Topic 028	28.12	Topic 041	5.26
Topic 029	33.33	Topic 042	4.26
Topic 030	56.67	Topic 043	0.00
Topic 031	0.00	Topic 044	0.00
Topic 032	53.70	Topic 045	0.00
Topic 033	0.00	Topic 046	0.00
Topic 034	0.00	Topic 047	0.00
Topic 035	0.00	Topic 048	62.32
Topic 036	0.00	Topic 049	16.67
Topic 037	0.00	Topic 050	16.67
Topic 038	0.00		





Overall statistics for 25 queries :	
Total number of documents over all queries	
Retrieved	25,000
Relevant	378
Relevant retrieved	325
Geometric Mean Average Precision	0.0700
Binary Preference (BPREF)	0.2415

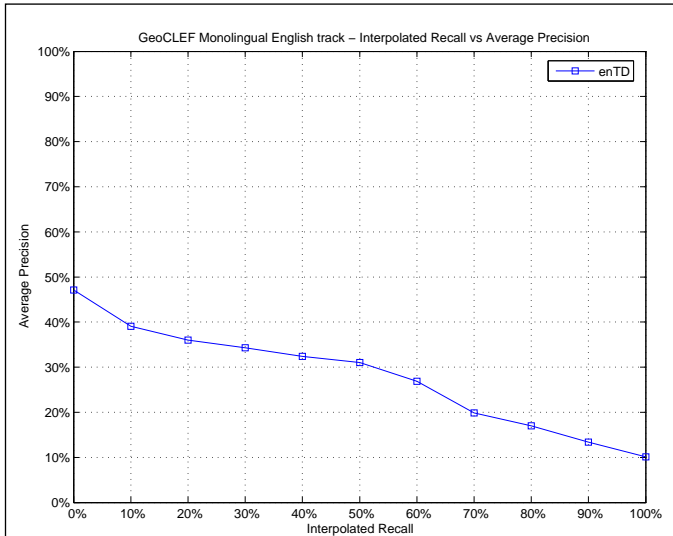
Priority	3
Query Construction	AUTOMATIC
Source Language	English
Topic Fields	title, description
Pooled	true

Title and Description

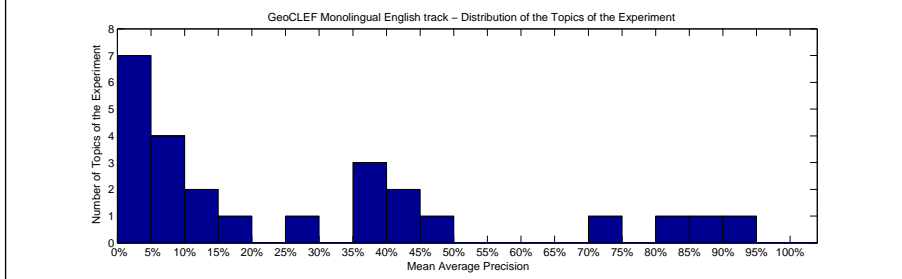
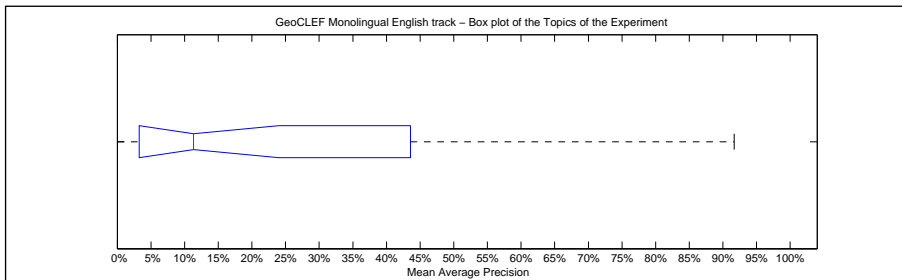
Interploated Recall (%)	Precision Averages (%)
0	47.13
10	39.05
20	36.01
30	34.33
40	32.37
50	31.03
60	26.86
70	19.84
80	17.01
90	13.36
100	10.10

Average precision (non-interpolated) for all relevant documents (averaged over queries)

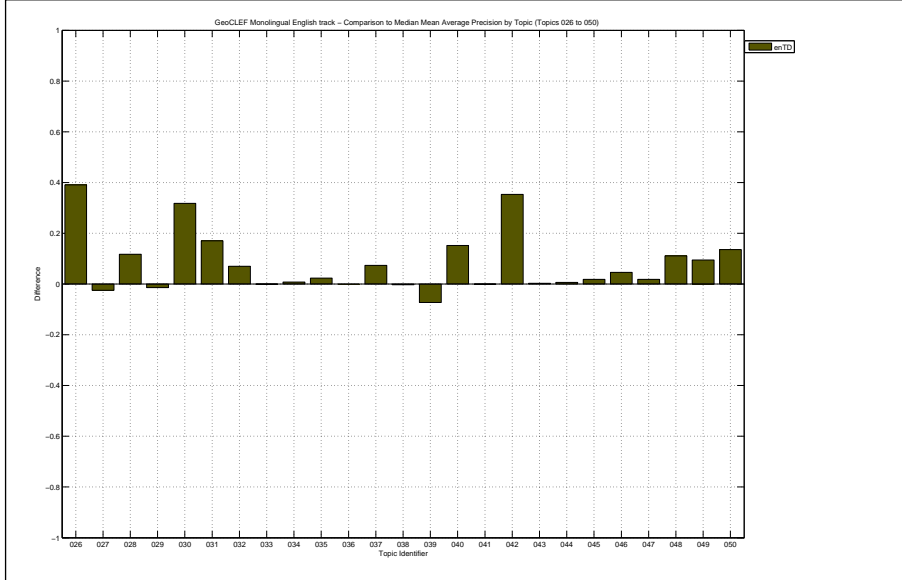
27.23



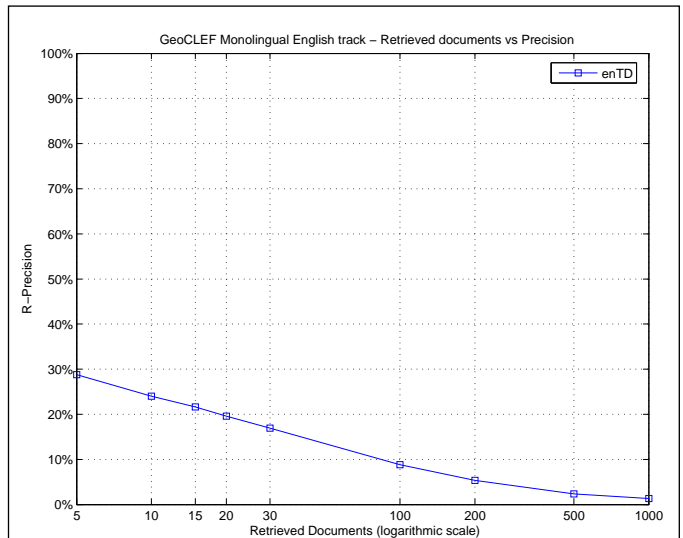
Mean Average Precision	
Maximum	0.9167
Minimum	0.0000
First Quartile	0.0324
Second Quartile	0.1134
Third Quartile	0.4357
Interquartile range	0.4034
Mean	0.2723
Standard Deviation	0.2969
Lower Outlier Threshold	0.0000
Upper Outlier Threshold	0.9167
Mean With No Outliers	0.2723
Std With No Outliers	0.2969



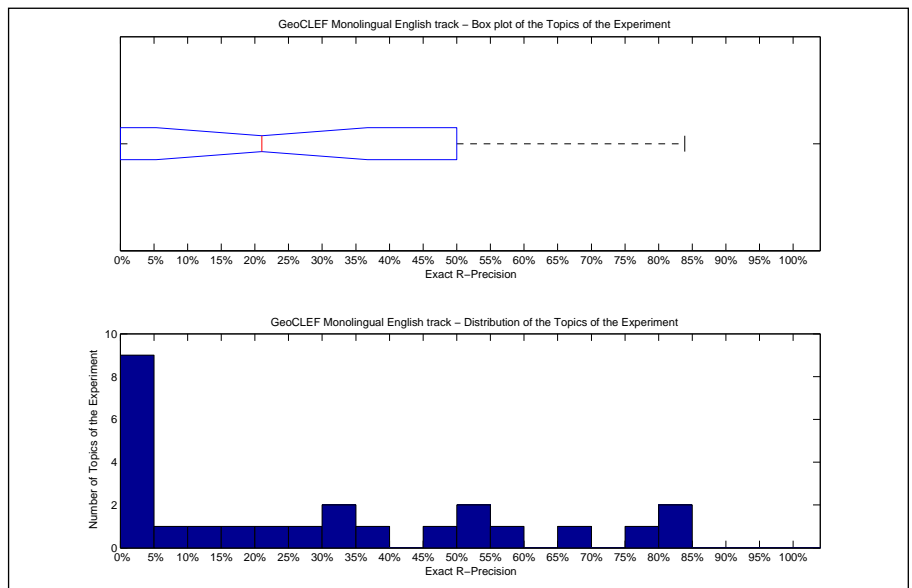
Precision averages (%) for individual queries			
Topic 026	49.07	Topic 039	3.94
Topic 027	0.22	Topic 040	36.93
Topic 028	16.85	Topic 041	0.17
Topic 029	9.07	Topic 042	45.00
Topic 030	91.67	Topic 043	1.13
Topic 031	43.10	Topic 044	11.34
Topic 032	88.41	Topic 045	10.04
Topic 033	0.30	Topic 046	71.43
Topic 034	37.68	Topic 047	5.48
Topic 035	5.07	Topic 048	80.82
Topic 036	0.00	Topic 049	36.11
Topic 037	9.16	Topic 050	26.79
Topic 038	1.03		



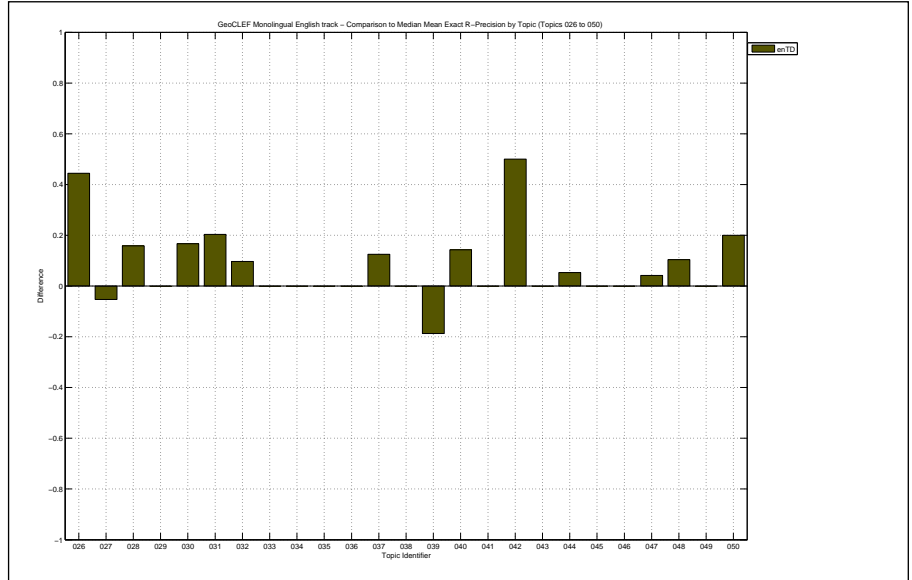
Docs Cutoff Levels	Precision at DCL (%)
5 docs	28.80
10 docs	24.00
15 docs	21.60
20 docs	19.60
30 docs	16.93
100 docs	8.84
200 docs	5.32
500 docs	2.38
1000 docs	1.30
R-Precision (precision after R document retrieved, where R = Relevant retrieved)	
	28.01



Exact R-Precision	
Maximum	0.8387
Minimum	0.0000
First Quartile	0.0000
Second Quartile	0.2105
Third Quartile	0.5000
Interquartile range	0.5000
Mean	0.2801
Standard Deviation	0.2895
Lower Outlier Threshold	0.0000
Upper Outlier Threshold	0.8387
Mean With No Outliers	0.2801
Std With No Outliers	0.2895



Precision averages (%) for individual queries			
Topic 026	55.56	Topic 039	0.00
Topic 027	0.00	Topic 040	35.71
Topic 028	26.32	Topic 041	0.00
Topic 029	11.11	Topic 042	50.00
Topic 030	83.33	Topic 043	0.00
Topic 031	45.76	Topic 044	21.05
Topic 032	83.87	Topic 045	0.00
Topic 033	0.00	Topic 046	66.67
Topic 034	33.33	Topic 047	8.33
Topic 035	0.00	Topic 048	77.08
Topic 036	0.00	Topic 049	50.00
Topic 037	18.75	Topic 050	33.33
Topic 038	0.00		



Overall statistics for 25 queries :	
Total number of documents over all queries	
Retrieved	25,000
Relevant	378
Relevant retrieved	310
Geometric Mean Average Precision	0.0592
Binary Preference (BPREF)	0.2672

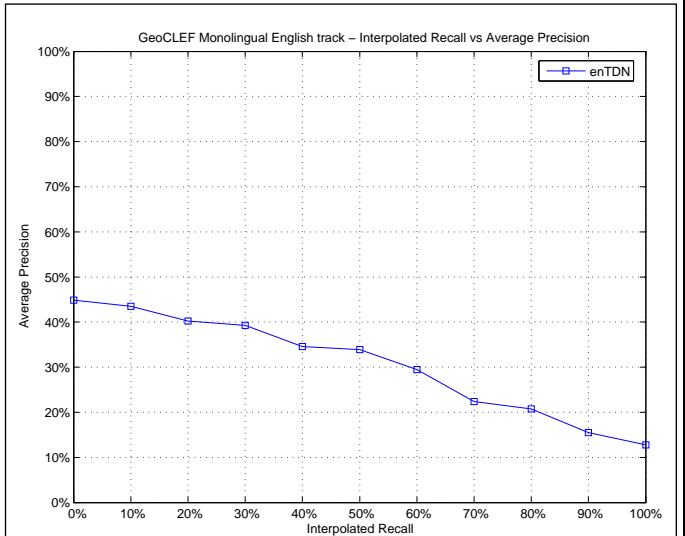
Priority	2
Query Construction	AUTOMATIC
Source Language	English
Topic Fields	title, description, narrative
Pooled	false

Title, Description and Narrative

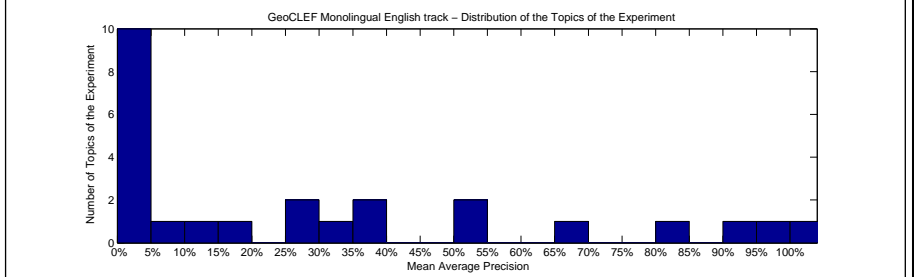
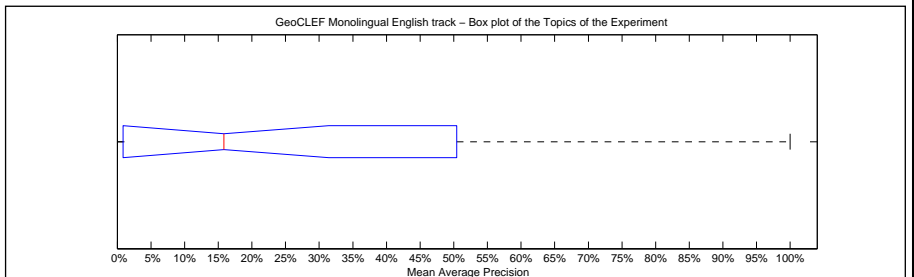
Interploated Recall (%)	Precision Averages (%)
0	44.88
10	43.52
20	40.20
30	39.30
40	34.54
50	33.86
60	29.44
70	22.40
80	20.75
90	15.50
100	12.75

Average precision (non-interpolated) for all relevant documents (averaged over queries)

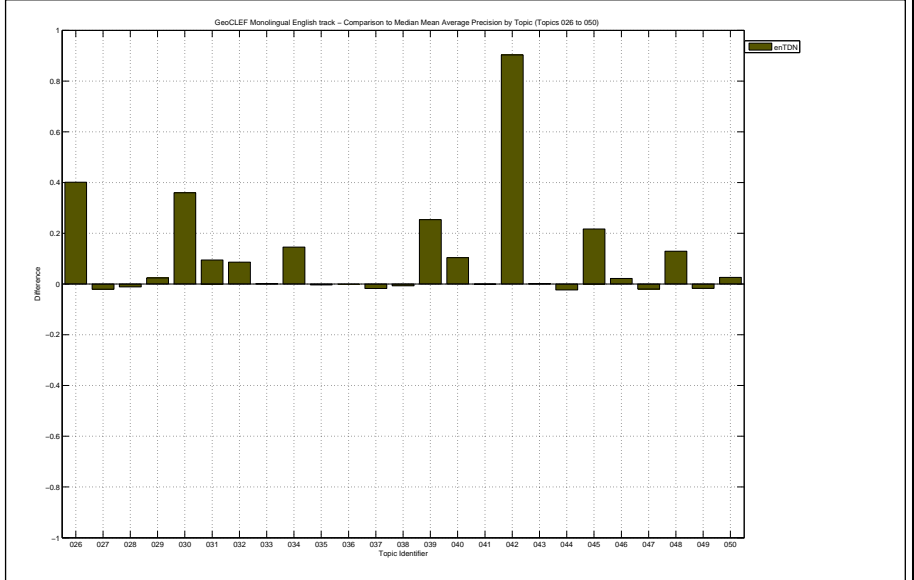
29.85



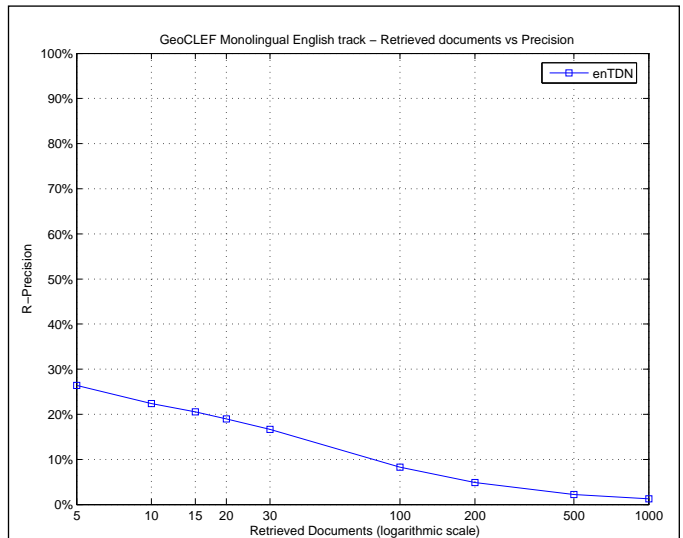
Mean Average Precision	
Maximum	1.0000
Minimum	0.0000
First Quartile	0.0088
Second Quartile	0.1585
Third Quartile	0.5044
Interquartile range	0.4957
Mean	0.2985
Standard Deviation	0.3381
Lower Outlier Threshold	0.0000
Upper Outlier Threshold	1.0000
Mean With No Outliers	0.2985
Std With No Outliers	0.3381



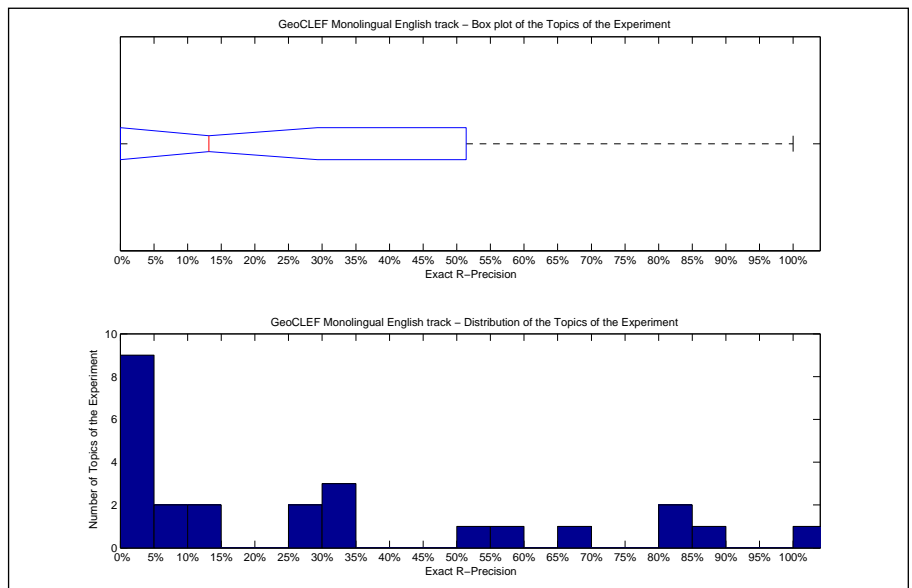
Precision averages (%) for individual queries			
Topic 026	50.09	Topic 039	36.53
Topic 027	0.66	Topic 040	32.11
Topic 028	3.93	Topic 041	0.18
Topic 029	12.84	Topic 042	100.00
Topic 030	95.83	Topic 043	0.95
Topic 031	35.57	Topic 044	8.38
Topic 032	90.05	Topic 045	29.89
Topic 033	0.50	Topic 046	69.05
Topic 034	51.52	Topic 047	1.69
Topic 035	2.40	Topic 048	82.66
Topic 036	0.00	Topic 049	25.00
Topic 037	0.06	Topic 050	15.85
Topic 038	0.57		



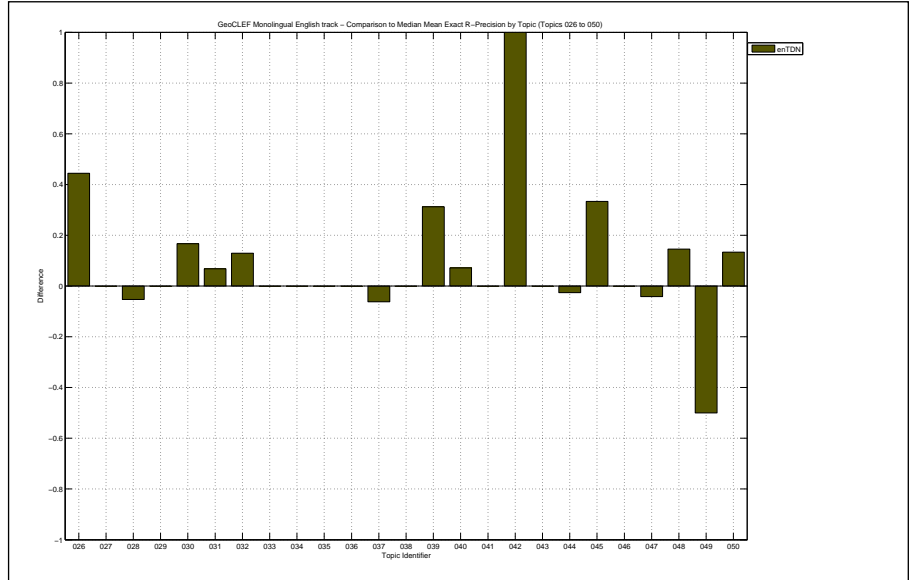
Docs Cutoff Levels	Precision at DCL (%)
5 docs	26.40
10 docs	22.40
15 docs	20.53
20 docs	19.00
30 docs	16.67
100 docs	8.28
200 docs	4.90
500 docs	2.23
1000 docs	1.24
R-Precision (precision after R document retrieved, where R = Relevant retrieved)	
	28.51



Exact R-Precision	
Maximum	1.0000
Minimum	0.0000
First Quartile	0.0000
Second Quartile	0.1316
Third Quartile	0.5139
Interquartile range	0.5139
Mean	0.2851
Standard Deviation	0.3290
Lower Outlier Threshold	0.0000
Upper Outlier Threshold	1.0000
Mean With No Outliers	0.2851
Std With No Outliers	0.3290



Precision averages (%) for individual queries			
Topic 026	55.56	Topic 039	50.00
Topic 027	5.26	Topic 040	28.57
Topic 028	5.26	Topic 041	0.00
Topic 029	11.11	Topic 042	100.00
Topic 030	83.33	Topic 043	0.00
Topic 031	32.20	Topic 044	13.16
Topic 032	87.10	Topic 045	33.33
Topic 033	0.00	Topic 046	66.67
Topic 034	33.33	Topic 047	0.00
Topic 035	0.00	Topic 048	81.25
Topic 036	0.00	Topic 049	0.00
Topic 037	0.00	Topic 050	26.67
Topic 038	0.00		



Overall statistics for 25 queries :	
Total number of documents over all queries	
Retrieved	25,000
Relevant	378
Relevant retrieved	195
Geometric Mean Average Precision	0.0041
Binary Preference (BPREF)	0.0907

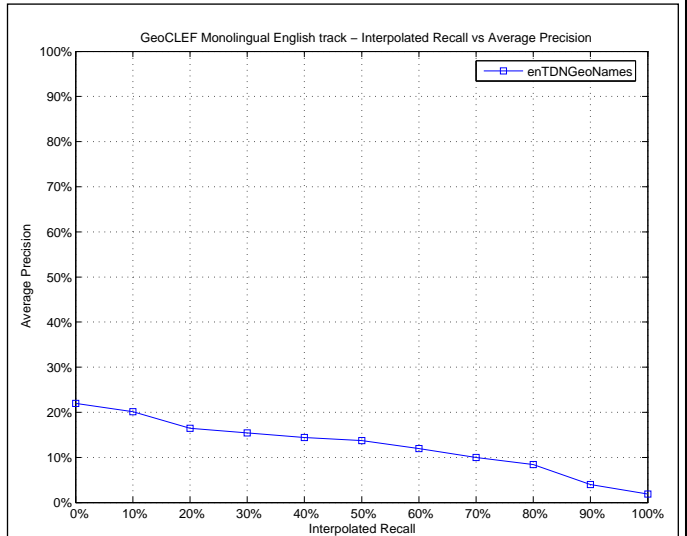
Priority	1
Query Construction	MANUAL
Source Language	English
Topic Fields	title, description, narrative
Pooled	true

Title, Description and Narrative with GeoNames

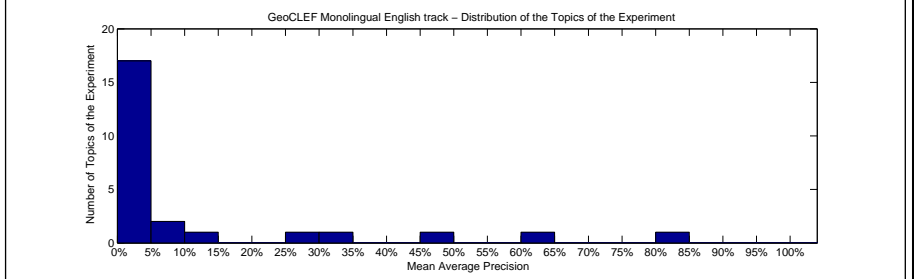
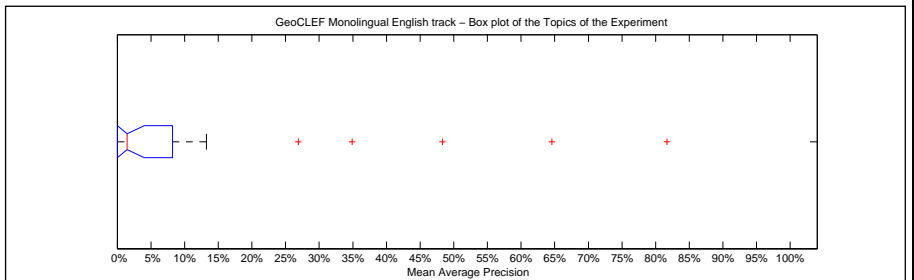
Interploated Recall (%)	Precision Averages (%)
0	21.96
10	20.14
20	16.45
30	15.41
40	14.43
50	13.74
60	11.98
70	9.98
80	8.39
90	3.96
100	1.87

Average precision (non-interpolated) for all relevant documents (averaged over queries)

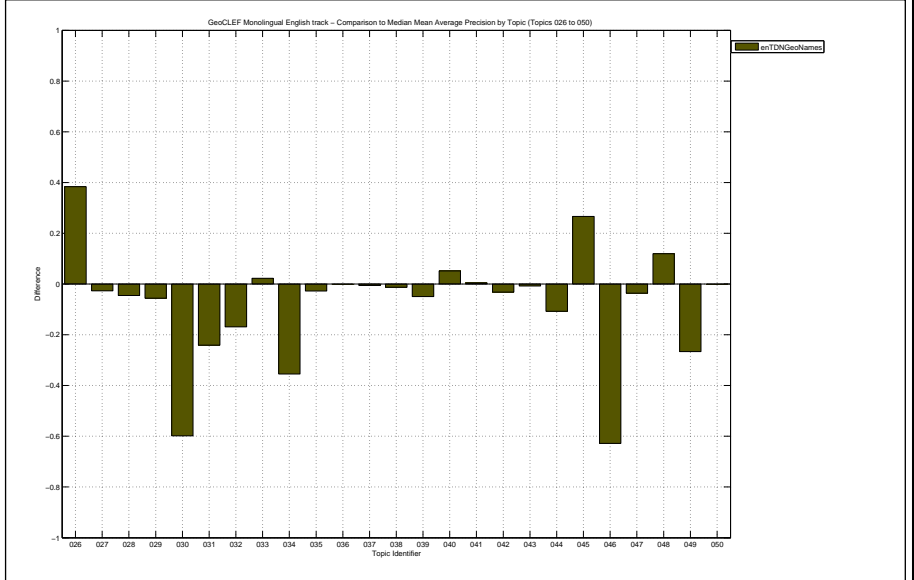
12.01



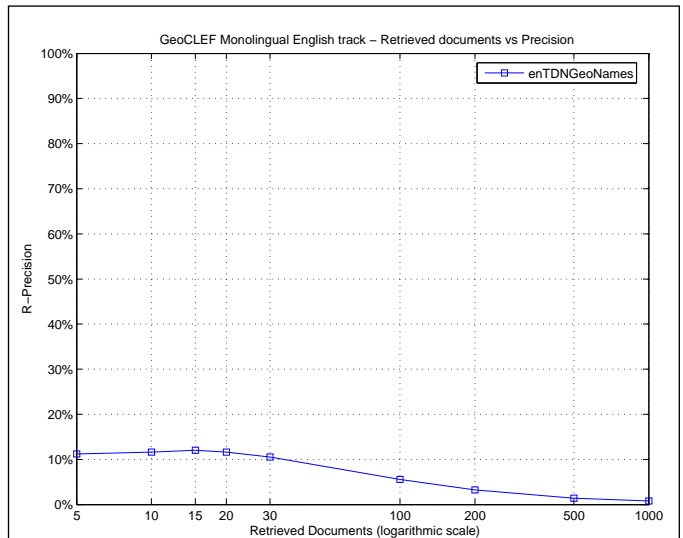
Mean Average Precision	
Maximum	0.8169
Minimum	0.0000
First Quartile	0.0000
Second Quartile	0.0144
Third Quartile	0.0822
Interquartile range	0.0821
Mean	0.1201
Standard Deviation	0.2220
Lower Outlier Threshold	0.0000
Upper Outlier Threshold	0.1323
Mean With No Outliers	0.0219
Std With No Outliers	0.0339



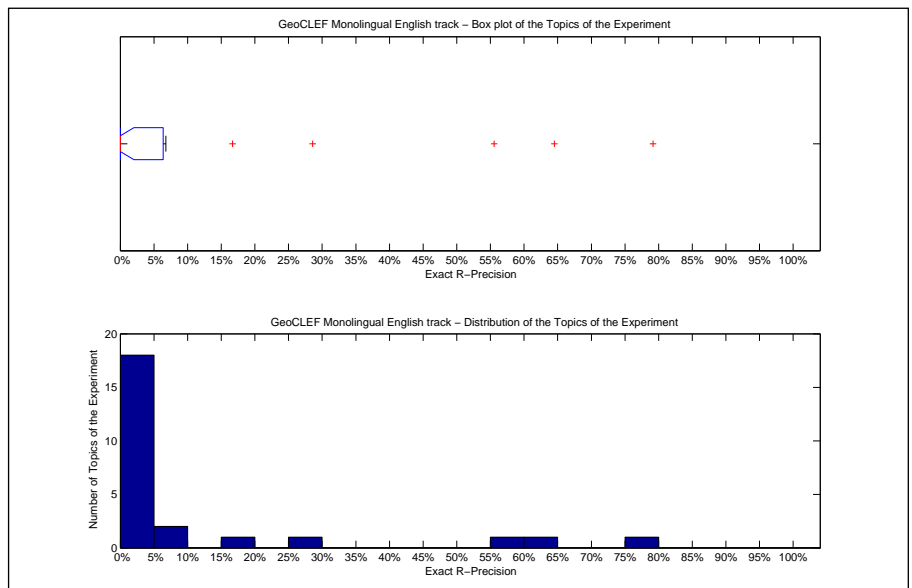
Precision averages (%) for individual queries			
Topic 026	48.34	Topic 039	6.28
Topic 027	0.04	Topic 040	26.93
Topic 028	0.59	Topic 041	0.67
Topic 029	4.91	Topic 042	6.55
Topic 030	0.00	Topic 043	0.05
Topic 031	2.03	Topic 044	0.00
Topic 032	64.59	Topic 045	34.89
Topic 033	2.59	Topic 046	4.08
Topic 034	1.44	Topic 047	0.00
Topic 035	0.00	Topic 048	81.69
Topic 036	0.00	Topic 049	0.00
Topic 037	1.30	Topic 050	13.23
Topic 038	0.00		



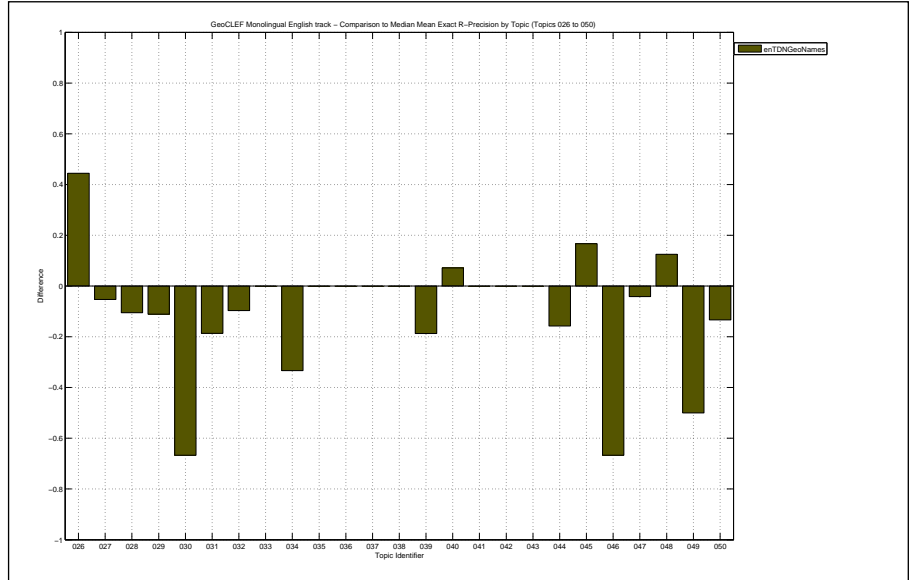
Docs Cutoff Levels	Precision at DCL (%)
5 docs	11.20
10 docs	11.60
15 docs	12.00
20 docs	11.60
30 docs	10.53
100 docs	5.52
200 docs	3.22
500 docs	1.39
1000 docs	0.78
R-Precision (precision after R document retrieved, where R = Relevant retrieved)	
	10.30



Exact R-Precision	
Maximum	0.7917
Minimum	0.0000
First Quartile	0.0000
Second Quartile	0.0000
Third Quartile	0.0638
Interquartile range	0.0638
Mean	0.1030
Standard Deviation	0.2240
Lower Outlier Threshold	0.0000
Upper Outlier Threshold	0.0678
Mean With No Outliers	0.0065
Std With No Outliers	0.0201



Precision averages (%) for individual queries			
Topic 026	55.56	Topic 039	0.00
Topic 027	0.00	Topic 040	28.57
Topic 028	0.00	Topic 041	0.00
Topic 029	0.00	Topic 042	0.00
Topic 030	0.00	Topic 043	0.00
Topic 031	6.78	Topic 044	0.00
Topic 032	64.52	Topic 045	16.67
Topic 033	0.00	Topic 046	0.00
Topic 034	0.00	Topic 047	0.00
Topic 035	0.00	Topic 048	79.17
Topic 036	0.00	Topic 049	0.00
Topic 037	6.25	Topic 050	0.00
Topic 038	0.00		



Overall statistics for 25 queries :	
Total number of documents over all queries	
Retrieved	25,000
Relevant	378
Relevant retrieved	312
Geometric Mean Average Precision	0.0552
Binary Preference (BPREF)	0.2172

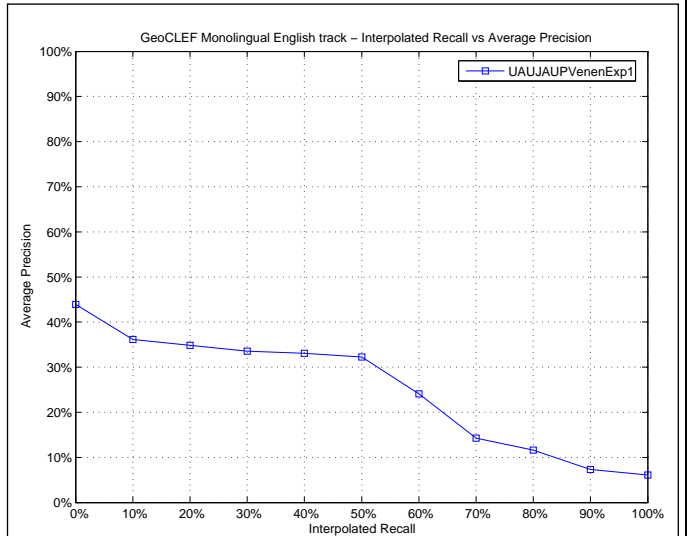
Priority	4
Query Construction	AUTOMATIC
Source Language	English
Topic Fields	title, description, narrative
Pooled	false

Voting UA, UJA and UPV

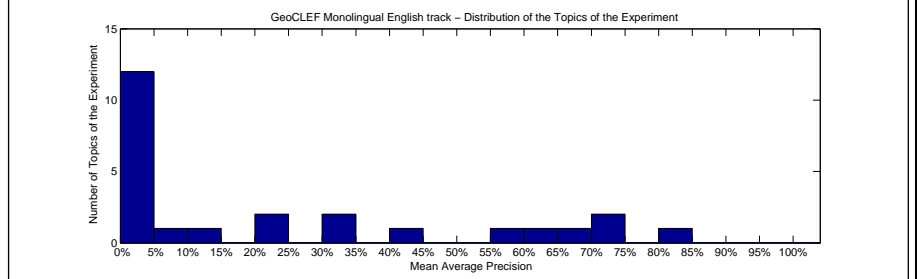
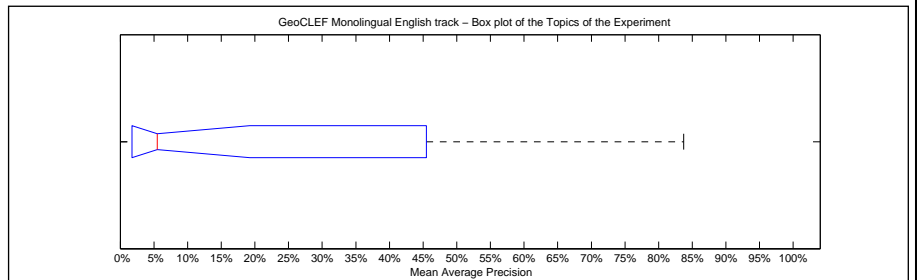
Interploated Recall (%)	Precision Averages (%)
0	43.89
10	36.13
20	34.85
30	33.53
40	33.09
50	32.25
60	24.06
70	14.30
80	11.60
90	7.30
100	6.08

Average precision (non-interpolated) for all relevant documents (averaged over queries)

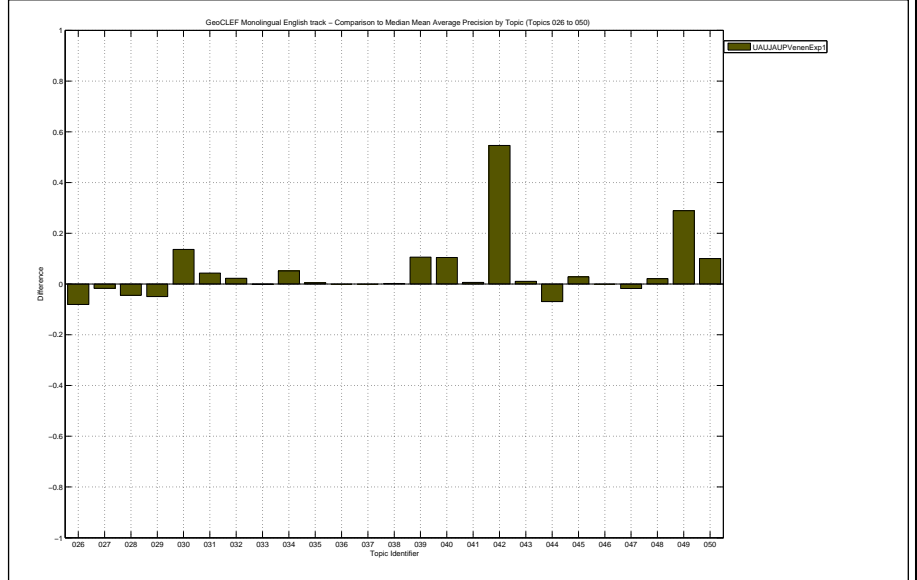
24.03



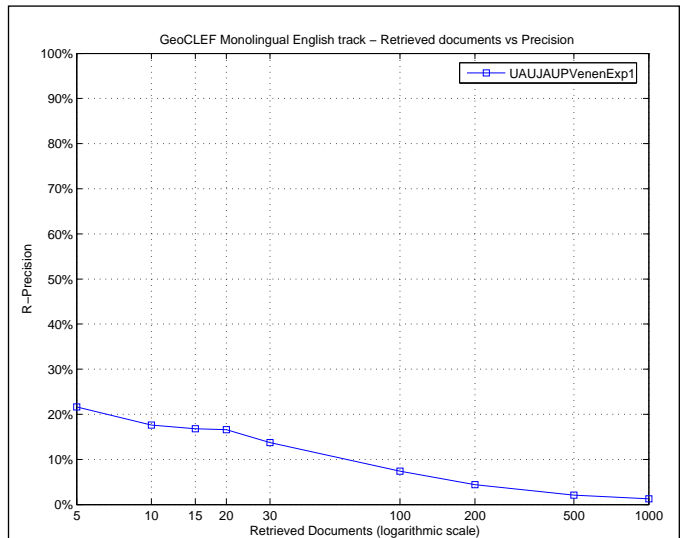
Mean Average Precision	
Maximum	0.8374
Minimum	0.0000
First Quartile	0.0174
Second Quartile	0.0550
Third Quartile	0.4547
Interquartile range	0.4373
Mean	0.2403
Standard Deviation	0.2870
Lower Outlier Threshold	0.0000
Upper Outlier Threshold	0.8374
Mean With No Outliers	0.2403
Std With No Outliers	0.2870



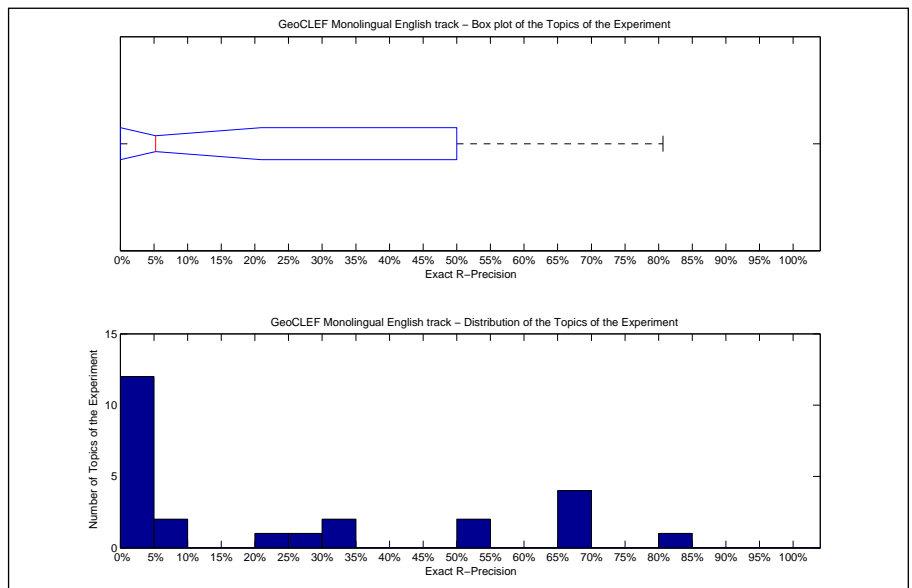
Precision averages (%) for individual queries			
Topic 026	1.93	Topic 039	21.79
Topic 027	1.00	Topic 040	32.18
Topic 028	0.64	Topic 041	0.86
Topic 029	5.50	Topic 042	64.29
Topic 030	73.47	Topic 043	1.87
Topic 031	30.41	Topic 044	3.81
Topic 032	83.74	Topic 045	11.05
Topic 033	0.22	Topic 046	66.84
Topic 034	42.11	Topic 047	1.84
Topic 035	3.23	Topic 048	71.84
Topic 036	0.00	Topic 049	55.56
Topic 037	1.83	Topic 050	23.27
Topic 038	1.47		



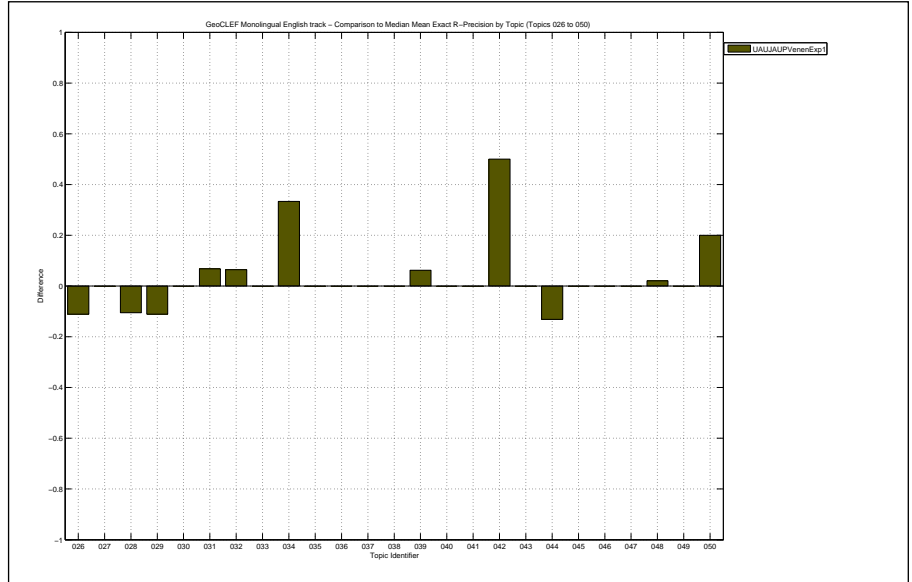
Docs Cutoff Levels	Precision at DCL (%)
5 docs	21.60
10 docs	17.60
15 docs	16.80
20 docs	16.60
30 docs	13.73
100 docs	7.40
200 docs	4.42
500 docs	2.09
1000 docs	1.25
R-Precision (precision after R document retrieved, where R = Relevant retrieved)	
	23.19



Exact R-Precision	
Maximum	0.8065
Minimum	0.0000
First Quartile	0.0000
Second Quartile	0.0526
Third Quartile	0.5000
Interquartile range	0.5000
Mean	0.2319
Standard Deviation	0.2847
Lower Outlier Threshold	0.0000
Upper Outlier Threshold	0.8065
Mean With No Outliers	0.2319
Std With No Outliers	0.2847



Precision averages (%) for individual queries			
Topic 026	0.00	Topic 039	25.00
Topic 027	5.26	Topic 040	21.43
Topic 028	0.00	Topic 041	0.00
Topic 029	0.00	Topic 042	50.00
Topic 030	66.67	Topic 043	0.00
Topic 031	32.20	Topic 044	2.63
Topic 032	80.65	Topic 045	0.00
Topic 033	0.00	Topic 046	66.67
Topic 034	66.67	Topic 047	4.17
Topic 035	0.00	Topic 048	68.75
Topic 036	0.00	Topic 049	50.00
Topic 037	6.25	Topic 050	33.33
Topic 038	0.00		



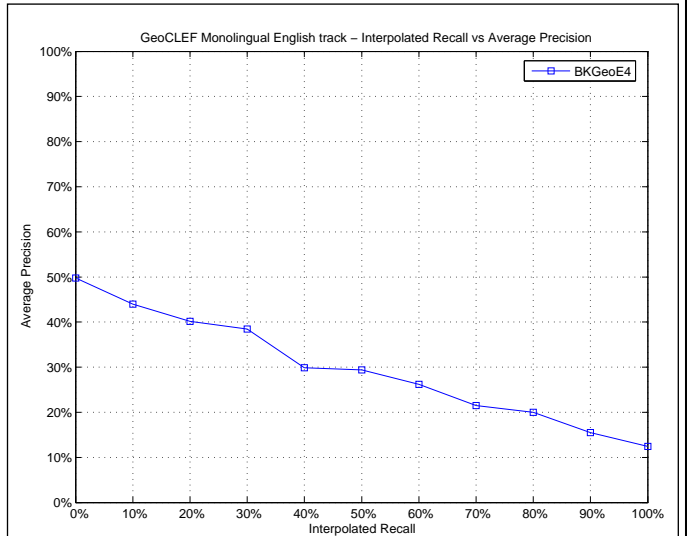


Overall statistics for 25 queries :	
Total number of documents over all queries	
Retrieved	25,000
Relevant	378
Relevant retrieved	320
Geometric Mean Average Precision	0.0612
Binary Preference (BPREF)	0.2554

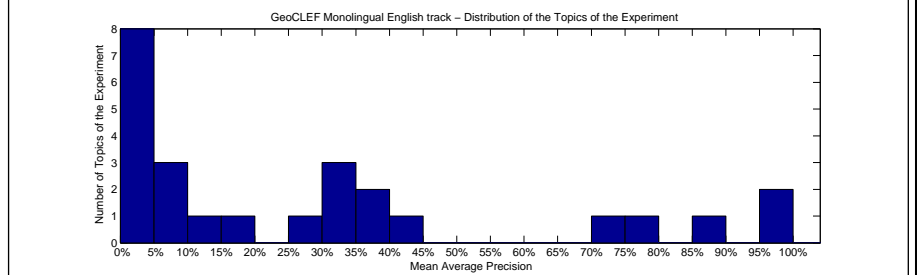
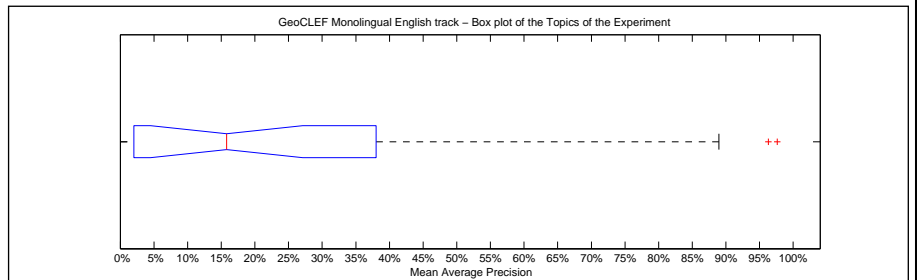
Priority	1
Query Construction	MANUAL
Source Language	English
Topic Fields	title, description, narrative
Pooled	true

Manual expansion of topics 27,43,50 with deletion of country names from 50, blind feedback

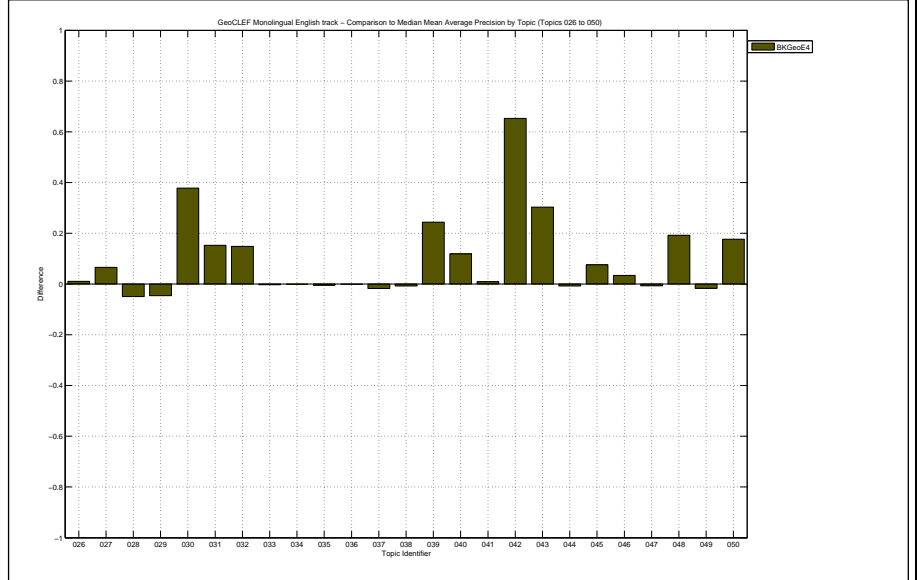
Interploated Recall (%)	Precision Averages (%)
0	49.77
10	43.96
20	40.16
30	38.47
40	29.84
50	29.36
60	26.20
70	21.49
80	19.97
90	15.51
100	12.44
Average precision (non-interpolated) for all relevant documents (averaged over queries)	
28.87	



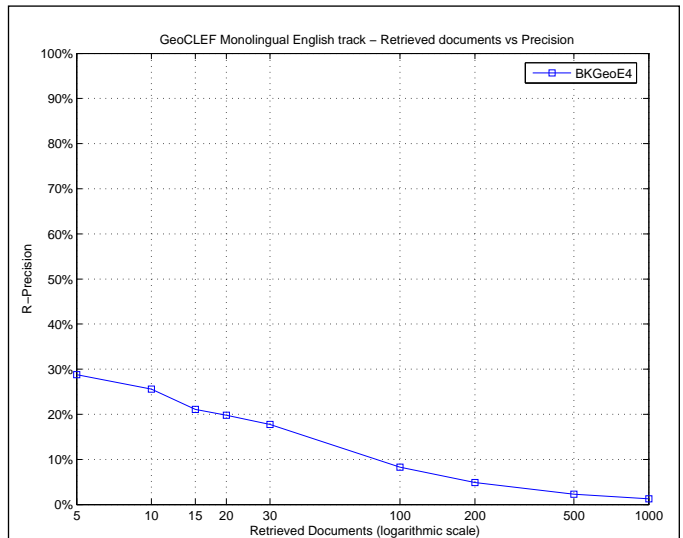
Mean Average Precision	
Maximum	0.9762
Minimum	0.0000
First Quartile	0.0204
Second Quartile	0.1581
Third Quartile	0.3803
Interquartile range	0.3600
Mean	0.2887
Standard Deviation	0.3232
Lower Outlier Threshold	0.0000
Upper Outlier Threshold	0.8898
Mean With No Outliers	0.2295
Std With No Outliers	0.2610



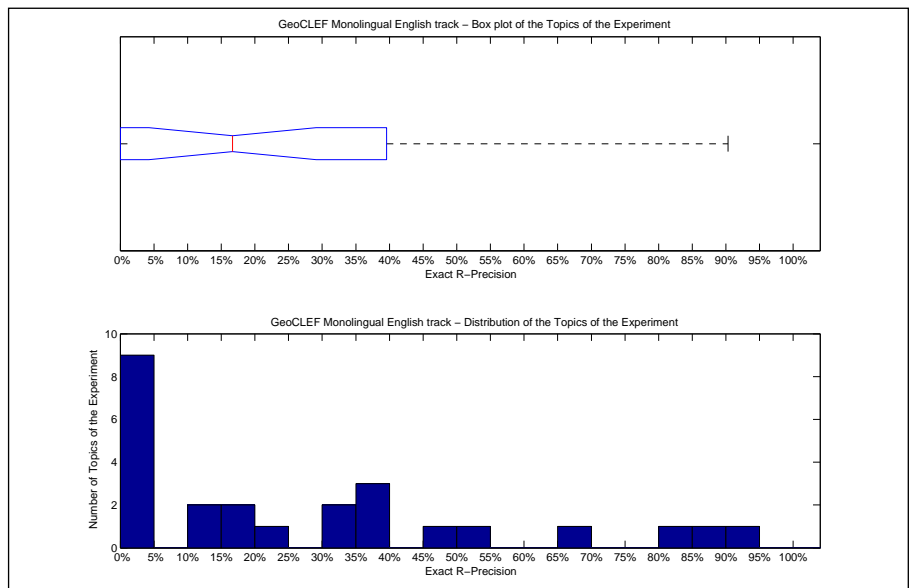
Precision averages (%) for individual queries			
Topic 026	11.00	Topic 039	35.56
Topic 027	9.30	Topic 040	33.60
Topic 028	0.16	Topic 041	1.16
Topic 029	5.86	Topic 042	75.00
Topic 030	97.62	Topic 043	31.15
Topic 031	41.33	Topic 044	9.91
Topic 032	96.31	Topic 045	15.81
Topic 033	0.06	Topic 046	70.24
Topic 034	36.93	Topic 047	2.96
Topic 035	2.33	Topic 048	88.98
Topic 036	0.00	Topic 049	25.00
Topic 037	0.07	Topic 050	30.91
Topic 038	0.49		



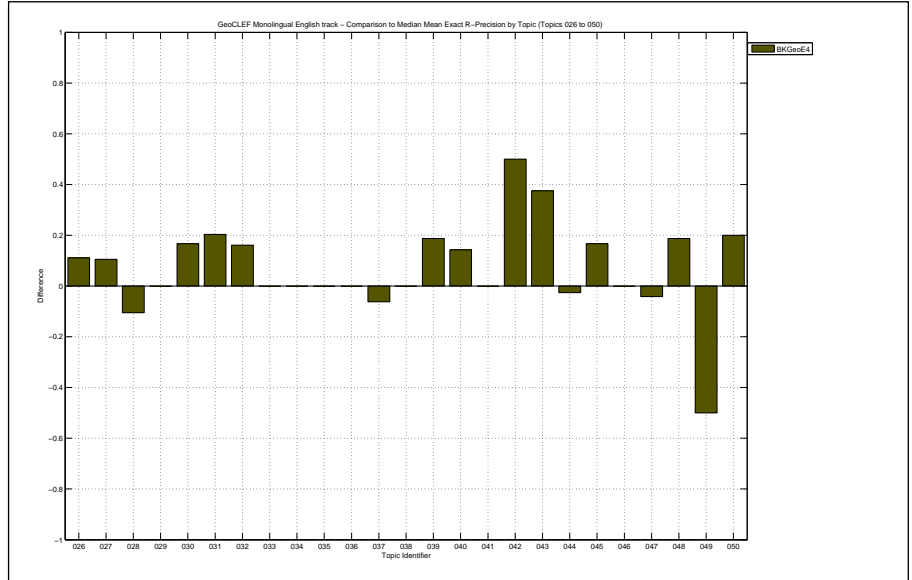
Docs Cutoff Levels	Precision at DCL (%)
5 docs	28.80
10 docs	25.60
15 docs	21.07
20 docs	19.80
30 docs	17.73
100 docs	8.28
200 docs	4.84
500 docs	2.28
1000 docs	1.28
R-Precision (precision after R document retrieved, where R = Relevant retrieved)	
	27.11



Exact R-Precision	
Maximum	0.9032
Minimum	0.0000
First Quartile	0.0000
Second Quartile	0.1667
Third Quartile	0.3957
Interquartile range	0.3957
Mean	0.2711
Standard Deviation	0.2936
Lower Outlier Threshold	0.0000
Upper Outlier Threshold	0.9032
Mean With No Outliers	0.2711
Std With No Outliers	0.2936



Precision averages (%) for individual queries			
Topic 026	22.22	Topic 039	37.50
Topic 027	15.79	Topic 040	35.71
Topic 028	0.00	Topic 041	0.00
Topic 029	11.11	Topic 042	50.00
Topic 030	83.33	Topic 043	37.50
Topic 031	45.76	Topic 044	13.16
Topic 032	90.32	Topic 045	16.67
Topic 033	0.00	Topic 046	66.67
Topic 034	33.33	Topic 047	0.00
Topic 035	0.00	Topic 048	85.42
Topic 036	0.00	Topic 049	0.00
Topic 037	0.00	Topic 050	33.33
Topic 038	0.00		



Overall statistics for 25 queries :	
Total number of documents over all queries	
Retrieved	25,000
Relevant	378
Relevant retrieved	313
Geometric Mean Average Precision	0.0503
Binary Preference (BPREF)	0.2326

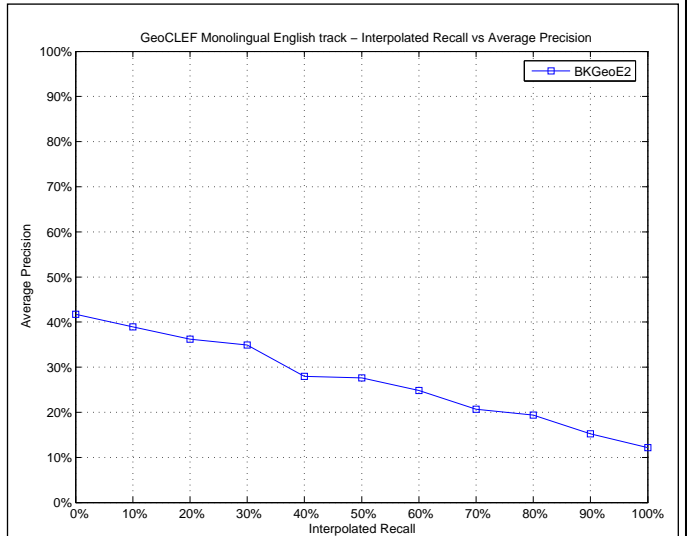
Priority	3
Query Construction	AUTOMATIC
Source Language	English
Topic Fields	title, description, narrative
Pooled	false

English topics TDN with blind feedback, baseline run

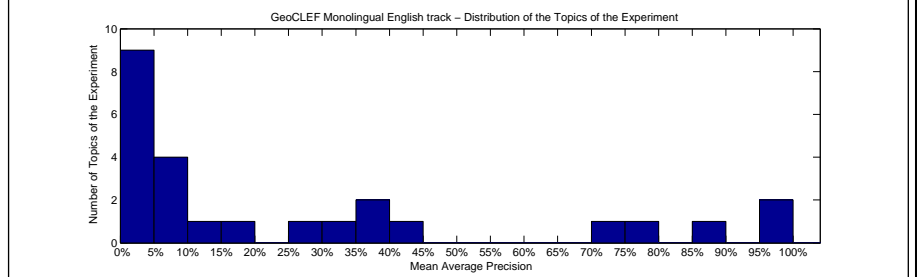
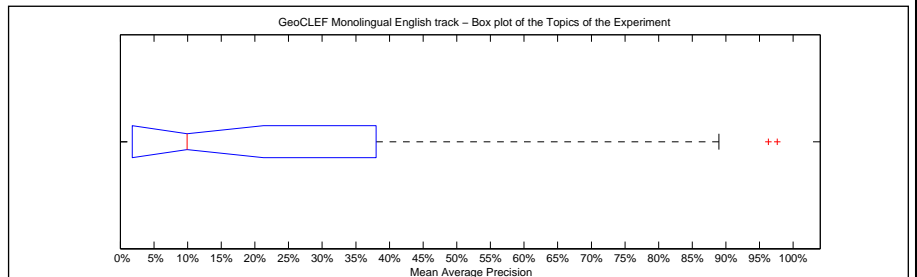
Interploated Recall (%)	Precision Averages (%)
0	41.75
10	38.92
20	36.18
30	34.92
40	28.00
50	27.65
60	24.86
70	20.70
80	19.36
90	15.24
100	12.16

Average precision (non-interpolated) for all relevant documents (averaged over queries)

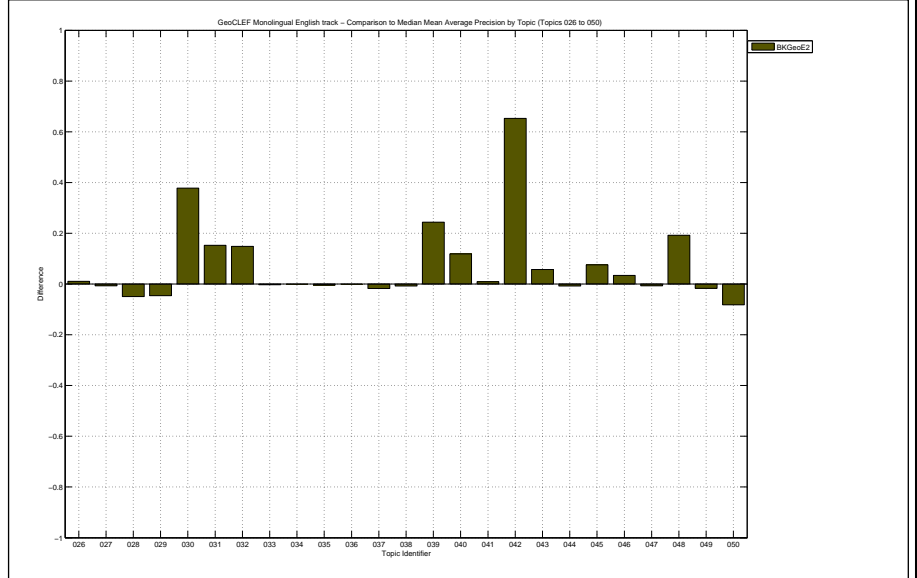
26.56



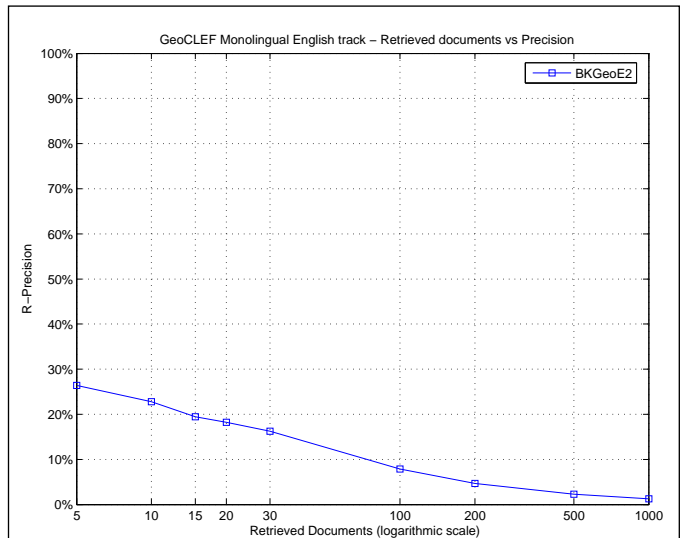
Mean Average Precision	
Maximum	0.9762
Minimum	0.0000
First Quartile	0.0178
Second Quartile	0.0991
Third Quartile	0.3803
Interquartile range	0.3625
Mean	0.2656
Standard Deviation	0.3312
Lower Outlier Threshold	0.0000
Upper Outlier Threshold	0.8898
Mean With No Outliers	0.2044
Std With No Outliers	0.2659



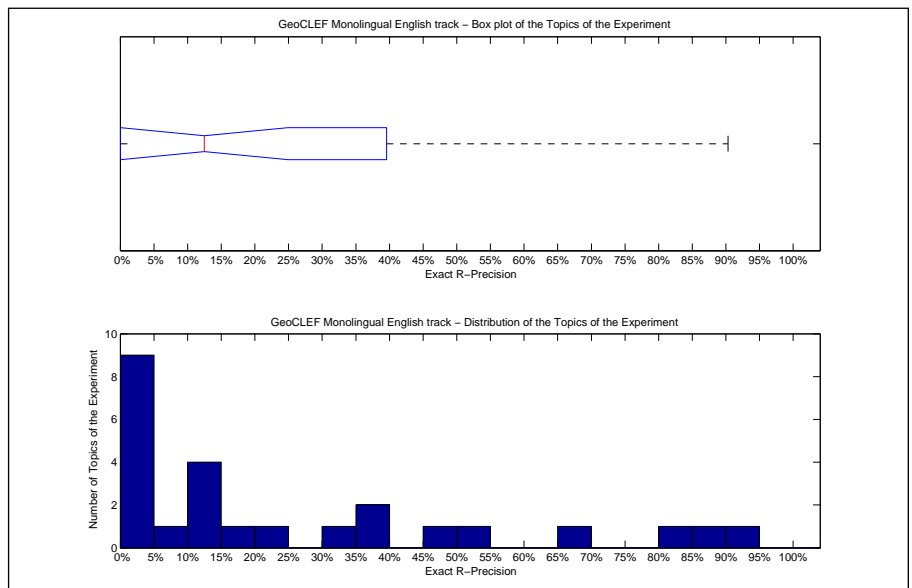
Precision averages (%) for individual queries			
Topic 026	11.00	Topic 039	35.56
Topic 027	1.99	Topic 040	33.60
Topic 028	0.16	Topic 041	1.16
Topic 029	5.86	Topic 042	75.00
Topic 030	97.62	Topic 043	6.53
Topic 031	41.33	Topic 044	9.91
Topic 032	96.31	Topic 045	15.81
Topic 033	0.06	Topic 046	70.24
Topic 034	36.93	Topic 047	2.96
Topic 035	2.33	Topic 048	88.98
Topic 036	0.00	Topic 049	25.00
Topic 037	0.07	Topic 050	5.06
Topic 038	0.49		



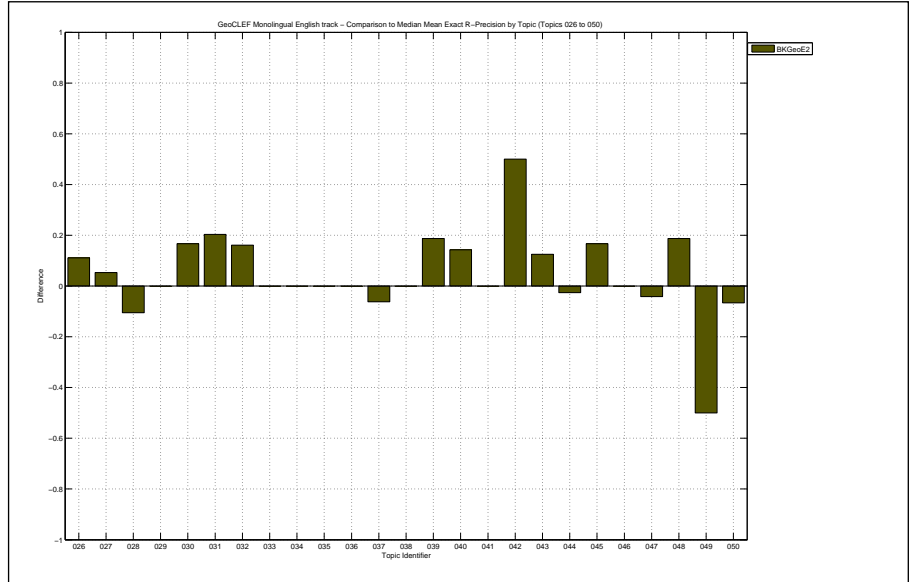
Docs Cutoff Levels	Precision at DCL (%)
5 docs	26.40
10 docs	22.80
15 docs	19.47
20 docs	18.20
30 docs	16.27
100 docs	7.84
200 docs	4.70
500 docs	2.25
1000 docs	1.25
R-Precision (precision after R document retrieved, where R = Relevant retrieved)	
	24.84



Exact R-Precision	
Maximum	0.9032
Minimum	0.0000
First Quartile	0.0000
Second Quartile	0.1250
Third Quartile	0.3957
Interquartile range	0.3957
Mean	0.2484
Standard Deviation	0.2971
Lower Outlier Threshold	0.0000
Upper Outlier Threshold	0.9032
Mean With No Outliers	0.2484
Std With No Outliers	0.2971



Precision averages (%) for individual queries			
Topic 026	22.22	Topic 039	37.50
Topic 027	10.53	Topic 040	35.71
Topic 028	0.00	Topic 041	0.00
Topic 029	11.11	Topic 042	50.00
Topic 030	83.33	Topic 043	12.50
Topic 031	45.76	Topic 044	13.16
Topic 032	90.32	Topic 045	16.67
Topic 033	0.00	Topic 046	66.67
Topic 034	33.33	Topic 047	0.00
Topic 035	0.00	Topic 048	85.42
Topic 036	0.00	Topic 049	0.00
Topic 037	0.00	Topic 050	6.67
Topic 038	0.00		



Overall statistics for 25 queries :	
Total number of documents over all queries	
Retrieved	25,000
Relevant	378
Relevant retrieved	320
Geometric Mean Average Precision	0.0596
Binary Preference (BPREF)	0.2493

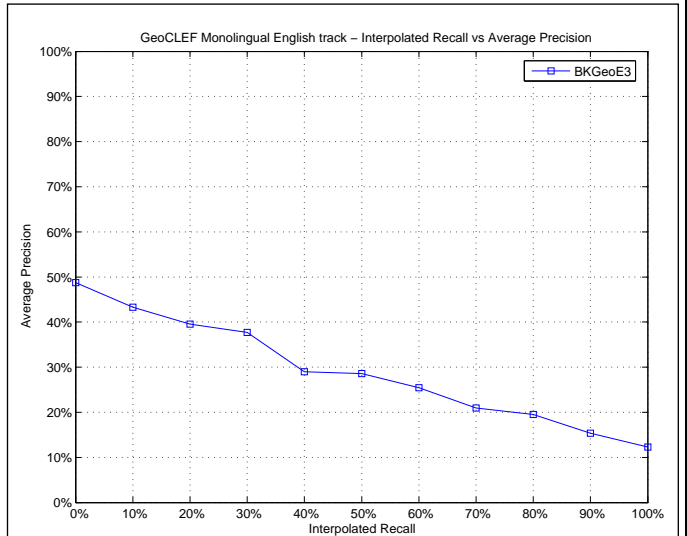
Priority	2
Query Construction	MANUAL
Source Language	English
Topic Fields	title, description, narrative
Pooled	false

Manual expansion of topics 27, 43,50 blind feedback

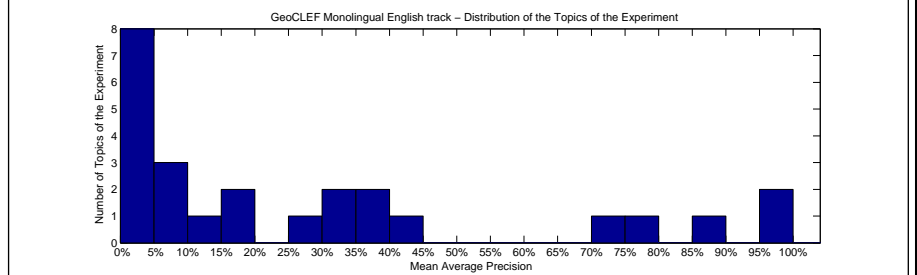
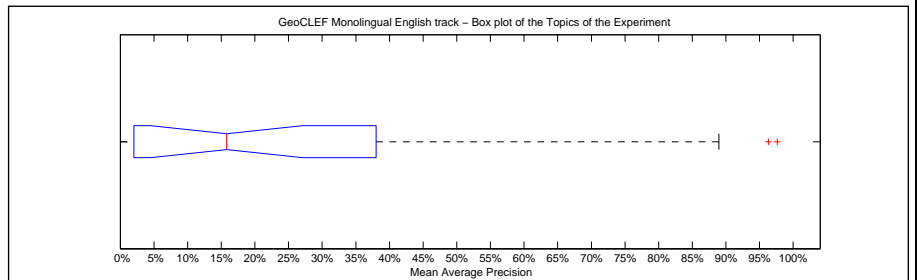
Interploated Recall (%)	Precision Averages (%)
0	48.77
10	43.31
20	39.52
30	37.69
40	29.00
50	28.59
60	25.42
70	20.94
80	19.52
90	15.34
100	12.28

Average precision (non-interpolated) for all relevant documents (averaged over queries)

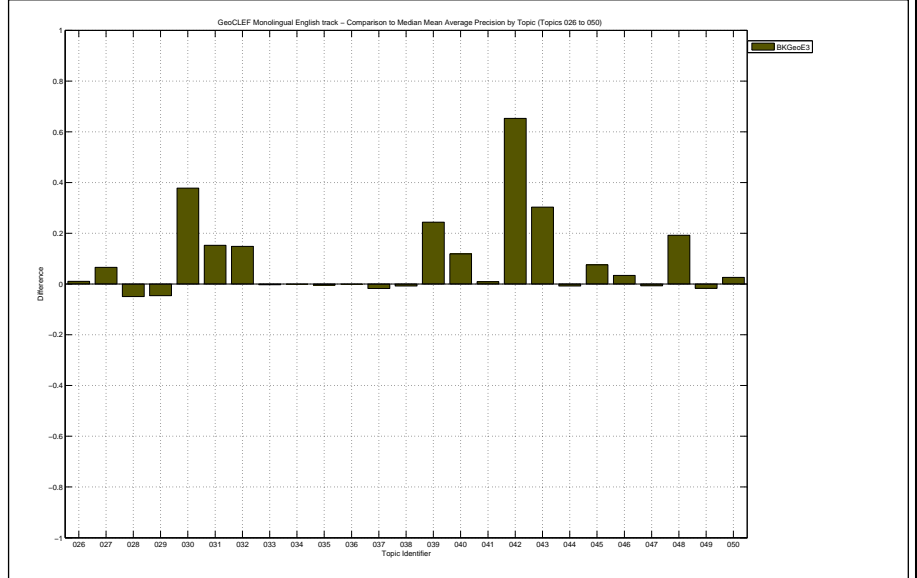
28.27



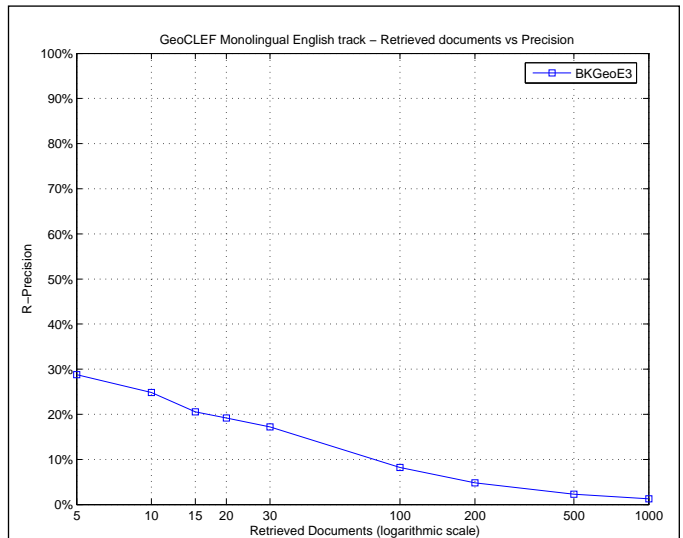
Mean Average Precision	
Maximum	0.9762
Minimum	0.0000
First Quartile	0.0204
Second Quartile	0.1581
Third Quartile	0.3803
Interquartile range	0.3600
Mean	0.2827
Standard Deviation	0.3242
Lower Outlier Threshold	0.0000
Upper Outlier Threshold	0.8898
Mean With No Outliers	0.2229
Std With No Outliers	0.2608



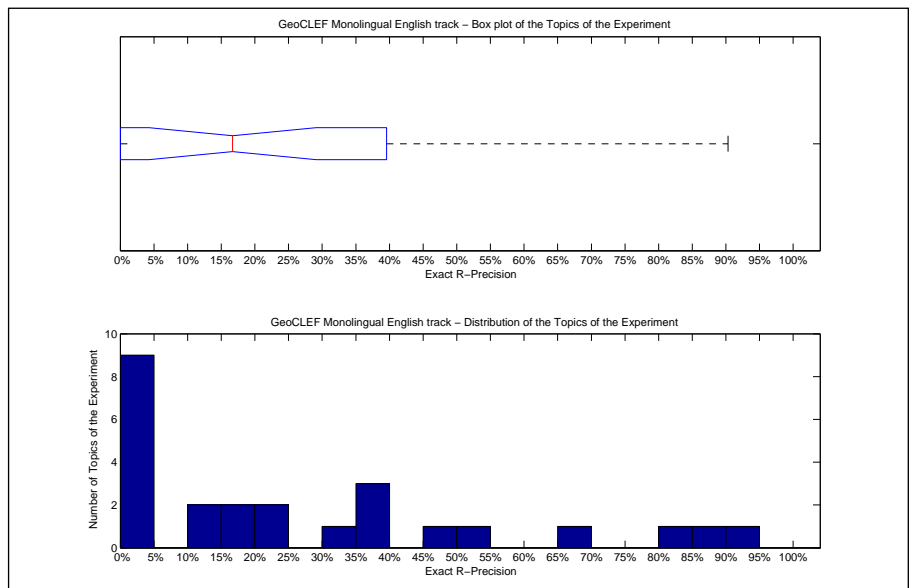
Precision averages (%) for individual queries			
Topic 026	11.00	Topic 039	35.56
Topic 027	9.30	Topic 040	33.60
Topic 028	0.16	Topic 041	1.16
Topic 029	5.86	Topic 042	75.00
Topic 030	97.62	Topic 043	31.15
Topic 031	41.33	Topic 044	9.91
Topic 032	96.31	Topic 045	15.81
Topic 033	0.06	Topic 046	70.24
Topic 034	36.93	Topic 047	2.96
Topic 035	2.33	Topic 048	88.98
Topic 036	0.00	Topic 049	25.00
Topic 037	0.07	Topic 050	15.86
Topic 038	0.49		



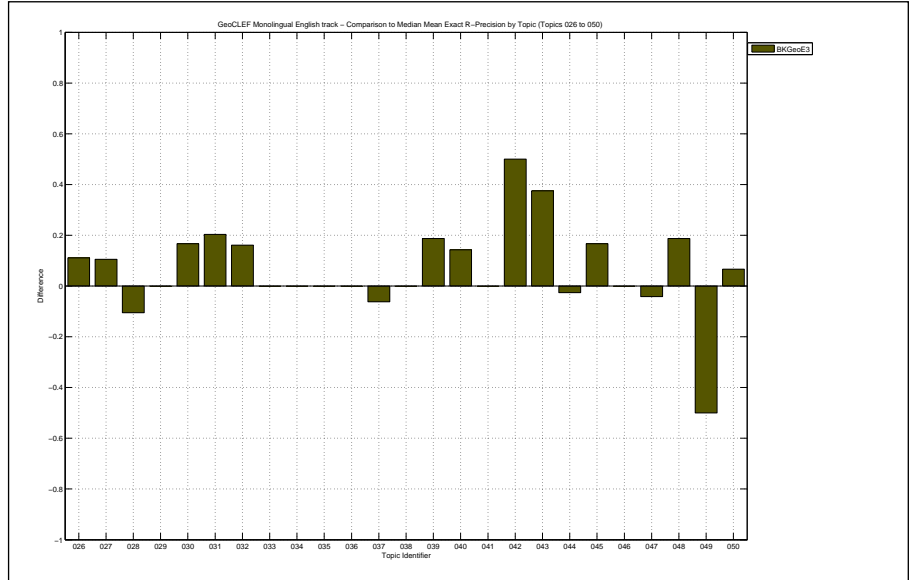
Docs Cutoff Levels	Precision at DCL (%)
5 docs	28.80
10 docs	24.80
15 docs	20.53
20 docs	19.20
30 docs	17.20
100 docs	8.20
200 docs	4.82
500 docs	2.27
1000 docs	1.28
R-Precision (precision after R document retrieved, where R = Relevant retrieved)	
	26.58



Exact R-Precision	
Maximum	0.9032
Minimum	0.0000
First Quartile	0.0000
Second Quartile	0.1667
Third Quartile	0.3957
Interquartile range	0.3957
Mean	0.2658
Standard Deviation	0.2936
Lower Outlier Threshold	0.0000
Upper Outlier Threshold	0.9032
Mean With No Outliers	0.2658
Std With No Outliers	0.2936



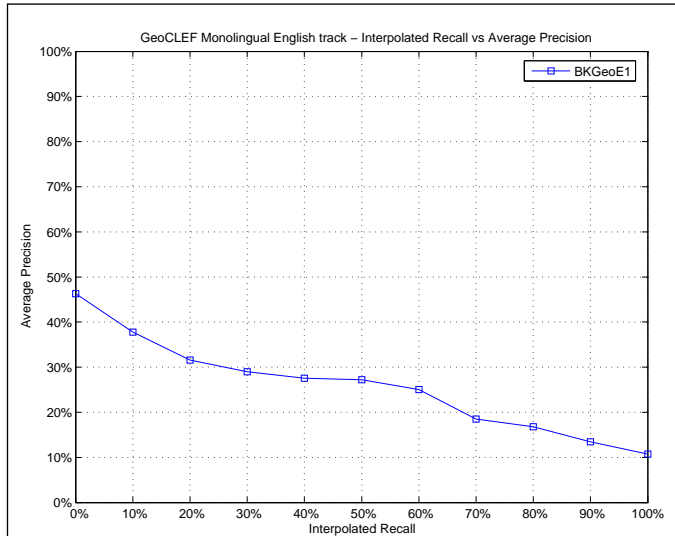
Precision averages (%) for individual queries			
Topic 026	22.22	Topic 039	37.50
Topic 027	15.79	Topic 040	35.71
Topic 028	0.00	Topic 041	0.00
Topic 029	11.11	Topic 042	50.00
Topic 030	83.33	Topic 043	37.50
Topic 031	45.76	Topic 044	13.16
Topic 032	90.32	Topic 045	16.67
Topic 033	0.00	Topic 046	66.67
Topic 034	33.33	Topic 047	0.00
Topic 035	0.00	Topic 048	85.42
Topic 036	0.00	Topic 049	0.00
Topic 037	0.00	Topic 050	20.00
Topic 038	0.00		



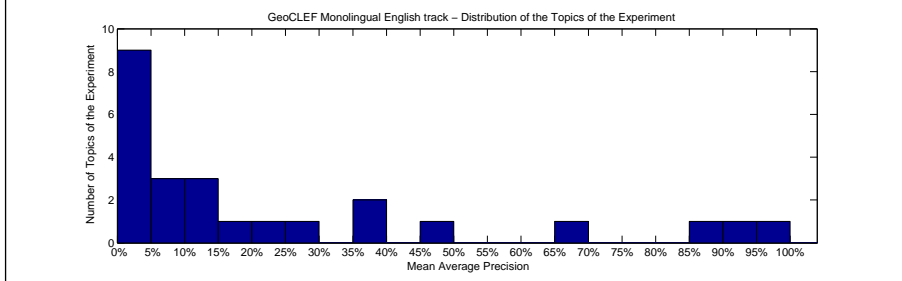
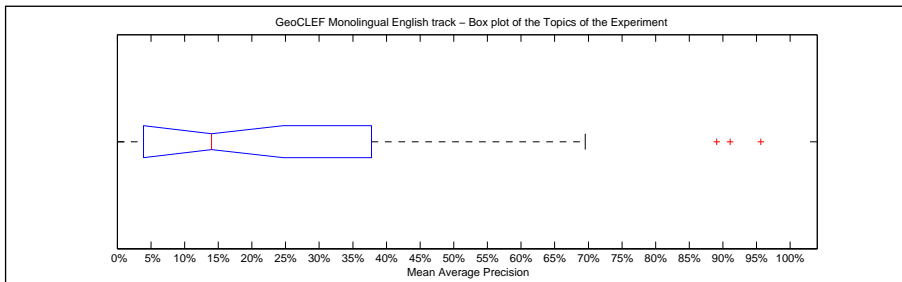
Overall statistics for 25 queries :	
Total number of documents over all queries	
Retrieved	25,000
Relevant	378
Relevant retrieved	332
Geometric Mean Average Precision	0.0743
Binary Preference (BPREF)	0.2044

Priority	4
Query Construction	AUTOMATIC
Source Language	English
Topic Fields	title, description
Pooled	true
Automatic with Blind Feedback TD	

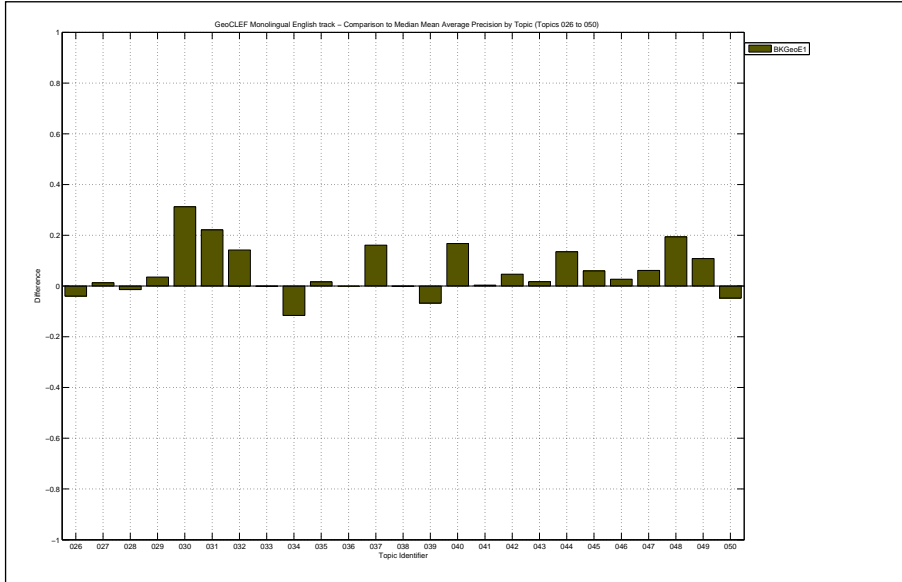
Interploated Recall (%)	Precision Averages (%)
0	46.31
10	37.74
20	31.60
30	28.99
40	27.55
50	27.23
60	25.04
70	18.52
80	16.78
90	13.44
100	10.72
Average precision (non-interpolated) for all relevant documents (averaged over queries)	
24.99	



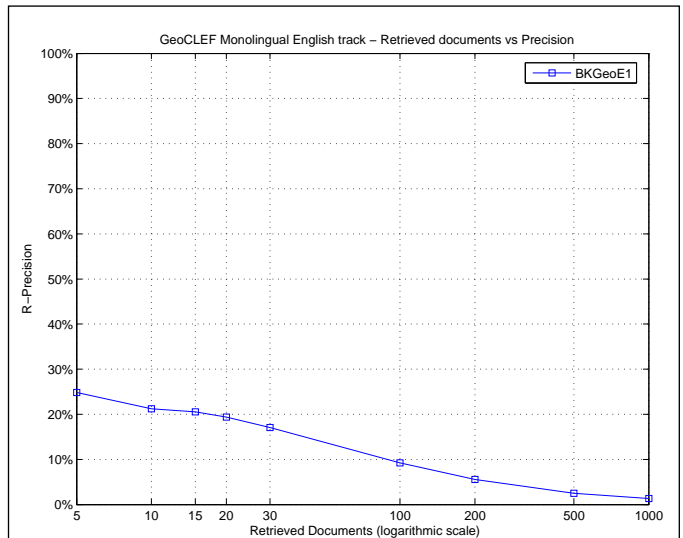
Mean Average Precision	
Maximum	0.9565
Minimum	0.0000
First Quartile	0.0388
Second Quartile	0.1402
Third Quartile	0.3776
Interquartile range	0.3387
Mean	0.2499
Standard Deviation	0.3045
Lower Outlier Threshold	0.0000
Upper Outlier Threshold	0.6952
Mean With No Outliers	0.1586
Std With No Outliers	0.1819



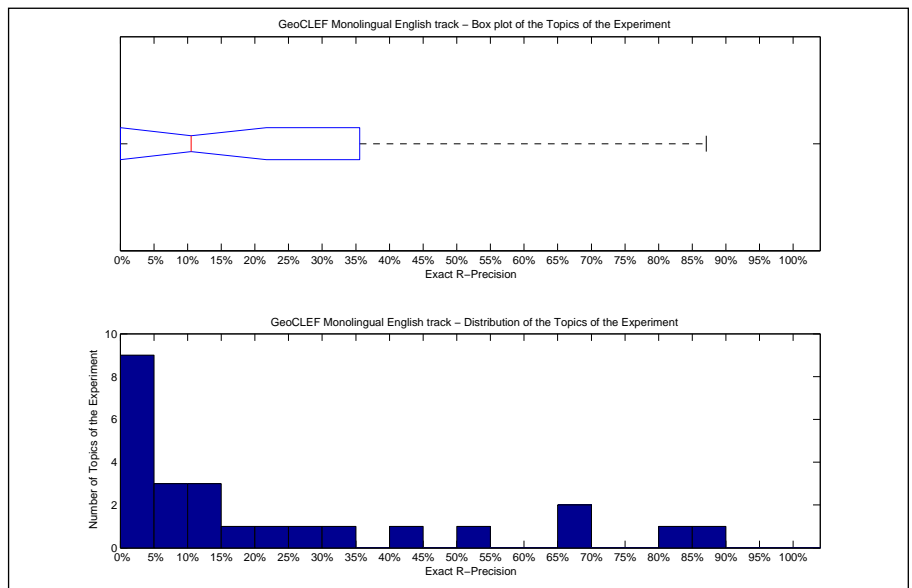
Precision averages (%) for individual queries			
Topic 026	6.02	Topic 039	4.51
Topic 027	3.96	Topic 040	38.53
Topic 028	3.65	Topic 041	0.56
Topic 029	14.02	Topic 042	14.35
Topic 030	91.07	Topic 043	2.48
Topic 031	48.24	Topic 044	24.20
Topic 032	95.65	Topic 045	14.14
Topic 033	0.23	Topic 046	69.52
Topic 034	25.34	Topic 047	9.80
Topic 035	4.41	Topic 048	89.08
Topic 036	0.00	Topic 049	37.50
Topic 037	17.91	Topic 050	8.49
Topic 038	1.11		



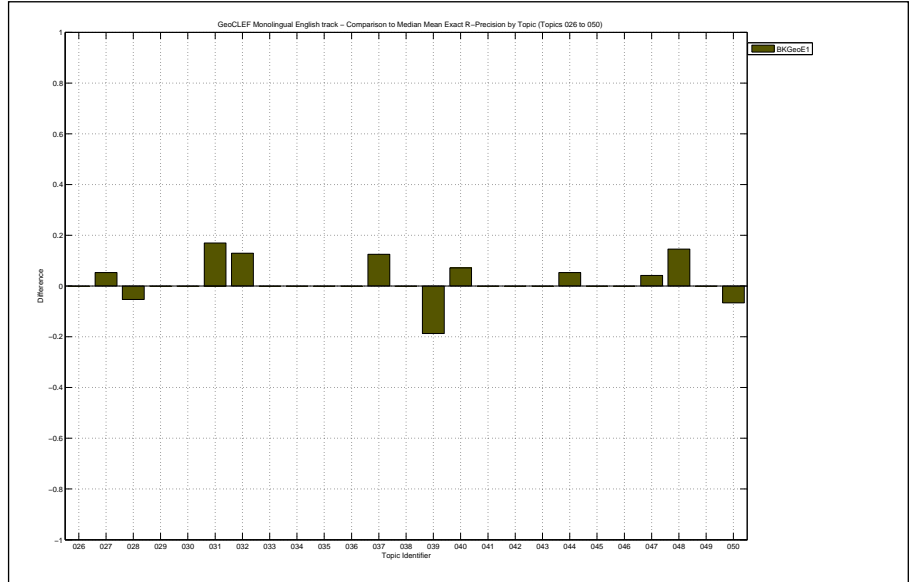
Docs Cutoff Levels	Precision at DCL (%)
5 docs	24.80
10 docs	21.20
15 docs	20.53
20 docs	19.40
30 docs	17.07
100 docs	9.20
200 docs	5.54
500 docs	2.52
1000 docs	1.33
R-Precision (precision after R document retrieved, where R = Relevant retrieved)	
	21.95



Exact R-Precision	
Maximum	0.8710
Minimum	0.0000
First Quartile	0.0000
Second Quartile	0.1053
Third Quartile	0.3559
Interquartile range	0.3559
Mean	0.2195
Standard Deviation	0.2780
Lower Outlier Threshold	0.0000
Upper Outlier Threshold	0.8710
Mean With No Outliers	0.2195
Std With No Outliers	0.2780



Precision averages (%) for individual queries			
Topic 026	11.11	Topic 039	0.00
Topic 027	10.53	Topic 040	28.57
Topic 028	5.26	Topic 041	0.00
Topic 029	11.11	Topic 042	0.00
Topic 030	66.67	Topic 043	0.00
Topic 031	42.37	Topic 044	21.05
Topic 032	87.10	Topic 045	0.00
Topic 033	0.00	Topic 046	66.67
Topic 034	33.33	Topic 047	8.33
Topic 035	0.00	Topic 048	81.25
Topic 036	0.00	Topic 049	50.00
Topic 037	18.75	Topic 050	6.67
Topic 038	0.00		





Overall statistics for 25 queries :	
Total number of documents over all queries	
Retrieved	21,339
Relevant	359
Relevant retrieved	196
Geometric Mean Average Precision	0.0131
Binary Preference (BPREF)	0.1142

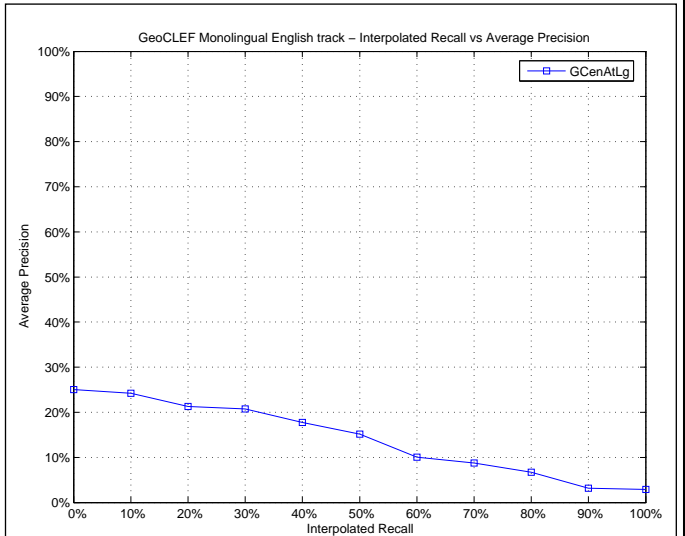
Priority	4
Query Construction	MANUAL
Source Language	English
Topic Fields	title, description, narrative
Pooled	false

All text Left geo run

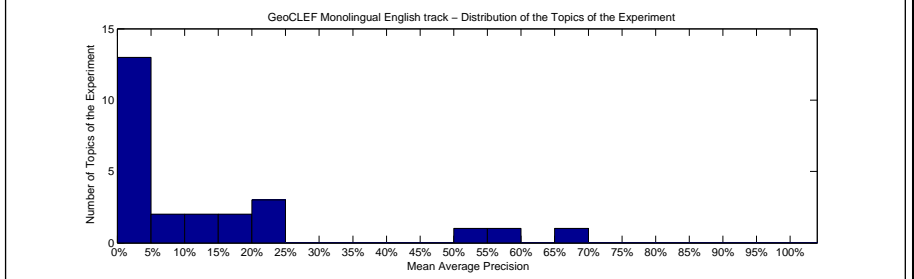
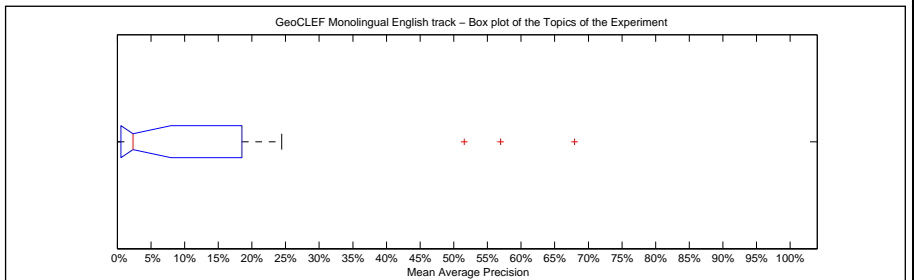
Interploated Recall (%)	Precision Averages (%)
0	25.07
10	24.25
20	21.27
30	20.73
40	17.72
50	15.12
60	10.07
70	8.72
80	6.70
90	3.19
100	2.90

Average precision (non-interpolated) for all relevant documents (averaged over queries)

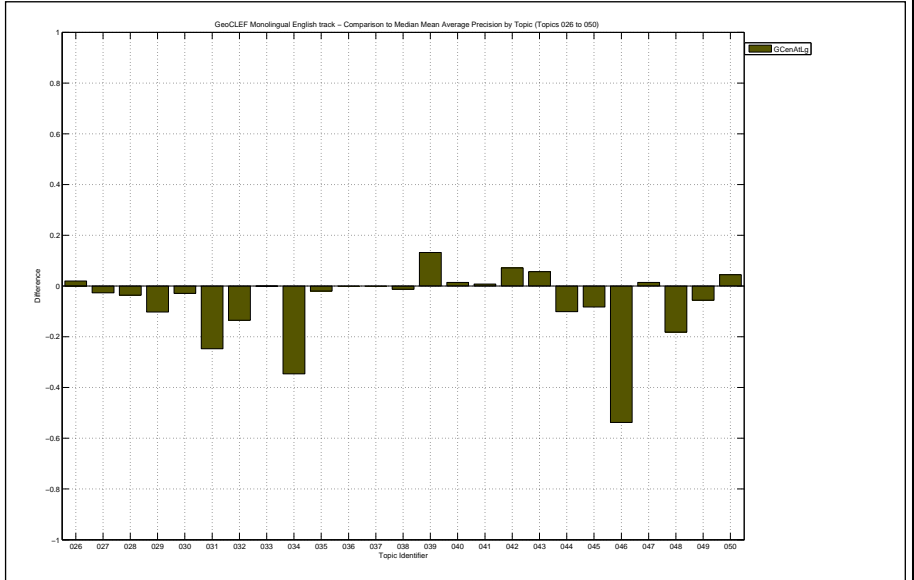
13.05



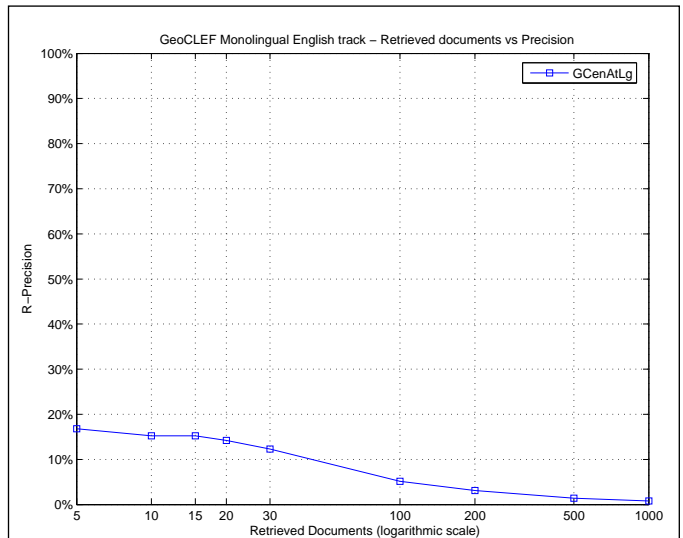
Mean Average Precision	
Maximum	0.6795
Minimum	0.0000
First Quartile	0.0053
Second Quartile	0.0233
Third Quartile	0.1854
Interquartile range	0.1801
Mean	0.1305
Standard Deviation	0.1919
Lower Outlier Threshold	0.0000
Upper Outlier Threshold	0.2444
Mean With No Outliers	0.0681
Std With No Outliers	0.0860



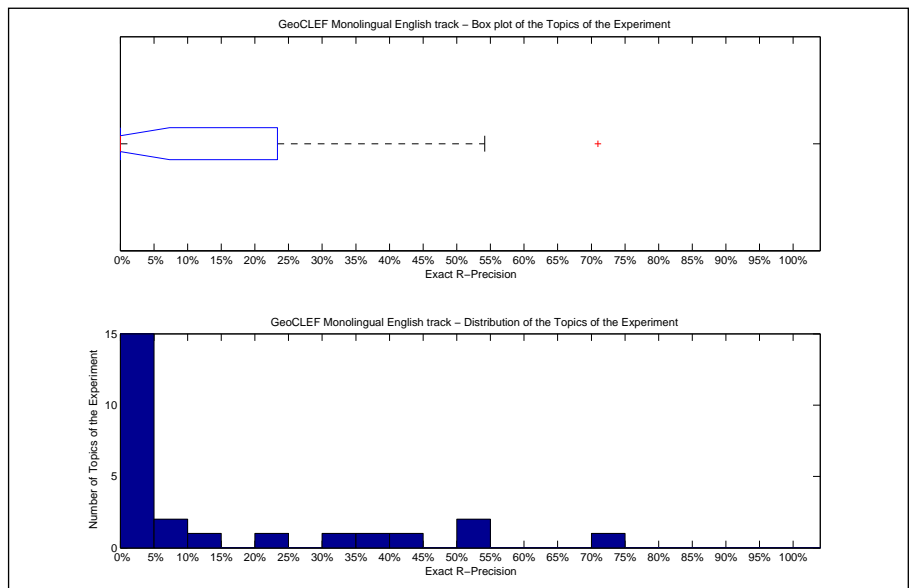
Precision averages (%) for individual queries			
Topic 026	11.98	Topic 039	24.44
Topic 027	0.00	Topic 040	23.19
Topic 028	1.46	Topic 041	1.04
Topic 029	0.23	Topic 042	16.86
Topic 030	56.94	Topic 043	6.49
Topic 031	1.40	Topic 044	0.62
Topic 032	67.95	Topic 045	0.00
Topic 033	0.25	Topic 046	13.10
Topic 034	2.33	Topic 047	5.03
Topic 035	0.81	Topic 048	51.55
Topic 036	0.00	Topic 049	21.11
Topic 037	1.81	Topic 050	17.68
Topic 038	0.00		



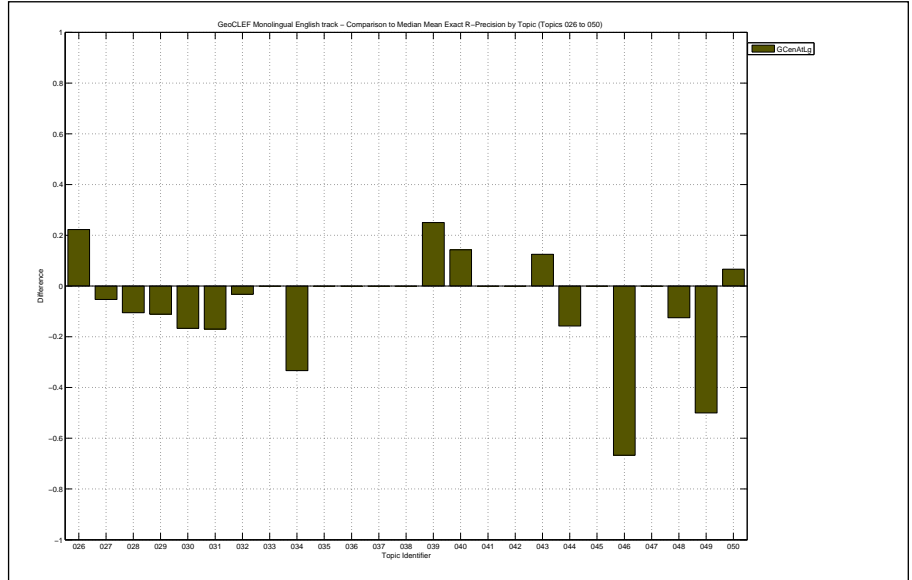
Docs Cutoff Levels	Precision at DCL (%)
5 docs	16.80
10 docs	15.20
15 docs	15.20
20 docs	14.20
30 docs	12.27
100 docs	5.16
200 docs	3.10
500 docs	1.42
1000 docs	0.78
R-Precision (precision after R document retrieved, where R = Relevant retrieved)	
	13.57



Exact R-Precision	
Maximum	0.7097
Minimum	0.0000
First Quartile	0.0000
Second Quartile	0.0000
Third Quartile	0.2333
Interquartile range	0.2333
Mean	0.1357
Standard Deviation	0.2126
Lower Outlier Threshold	0.0000
Upper Outlier Threshold	0.5417
Mean With No Outliers	0.1118
Std With No Outliers	0.1796



Precision averages (%) for individual queries			
Topic 026	33.33	Topic 039	43.75
Topic 027	0.00	Topic 040	35.71
Topic 028	0.00	Topic 041	0.00
Topic 029	0.00	Topic 042	0.00
Topic 030	50.00	Topic 043	12.50
Topic 031	8.47	Topic 044	0.00
Topic 032	70.97	Topic 045	0.00
Topic 033	0.00	Topic 046	0.00
Topic 034	0.00	Topic 047	4.17
Topic 035	0.00	Topic 048	54.17
Topic 036	0.00	Topic 049	0.00
Topic 037	6.25	Topic 050	20.00
Topic 038	0.00		

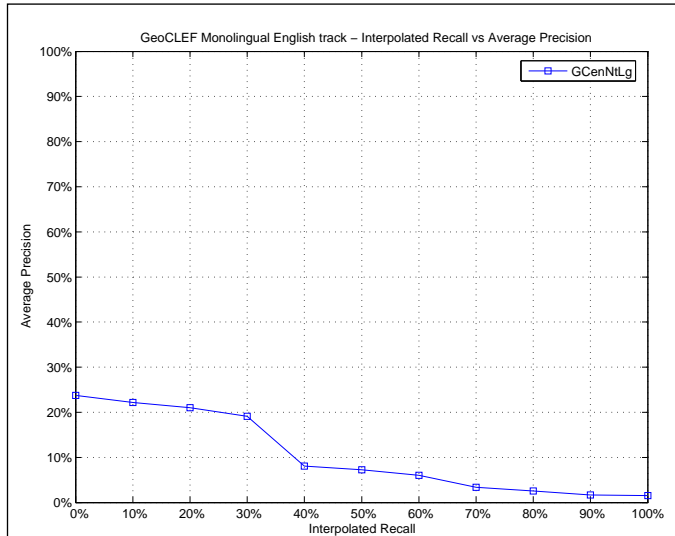


Overall statistics for 25 queries :

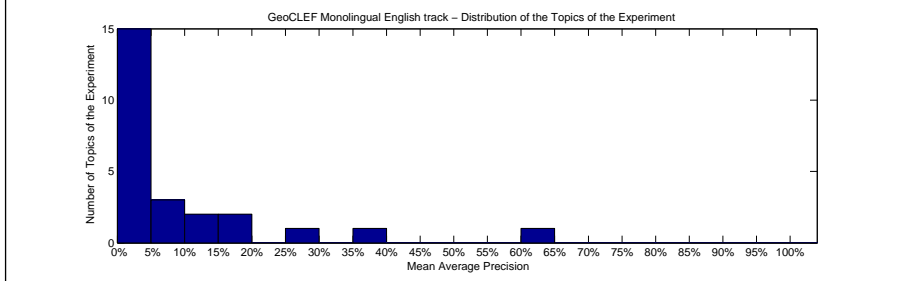
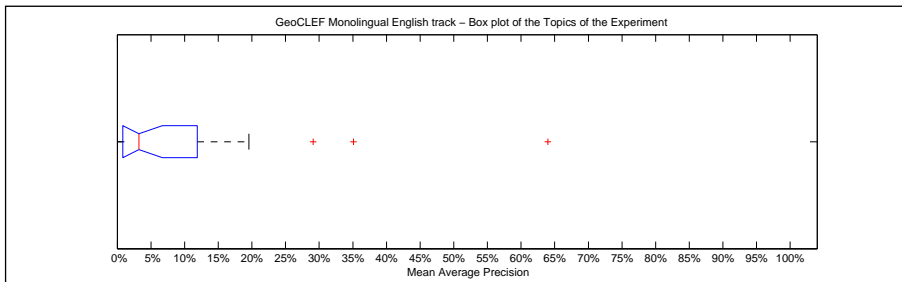
Total number of documents over all queries	
Retrieved	19,789
Relevant	344
Relevant retrieved	171
Geometric Mean Average Precision	0.0095
Binary Preference (BPREF)	0.0885

Priority	3
Query Construction	MANUAL
Source Language	English
Topic Fields	title, description
Pooled	false
Normal text Left geo run	

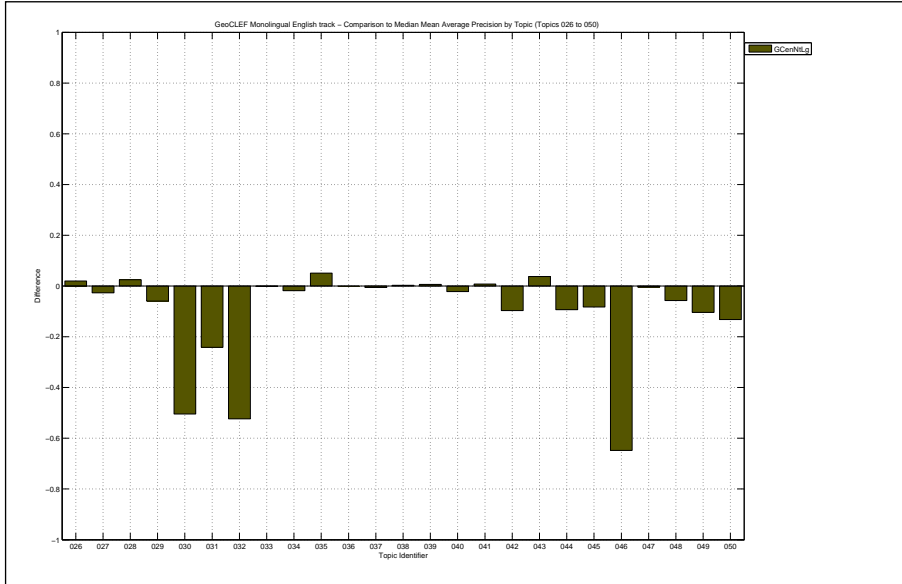
Interploated Recall (%)	Precision Averages (%)
0	23.71
10	22.17
20	21.00
30	19.08
40	8.05
50	7.24
60	6.05
70	3.39
80	2.55
90	1.66
100	1.50
Average precision (non-interpolated) for all relevant documents (averaged over queries)	
	9.37



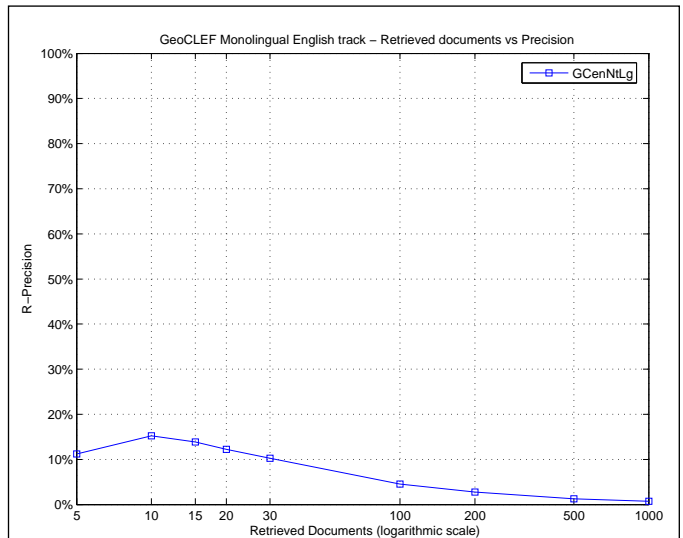
Mean Average Precision	
Maximum	0.6399
Minimum	0.0000
First Quartile	0.0083
Second Quartile	0.0323
Third Quartile	0.1189
Interquartile range	0.1106
Mean	0.0937
Standard Deviation	0.1469
Lower Outlier Threshold	0.0000
Upper Outlier Threshold	0.1957
Mean With No Outliers	0.0483
Std With No Outliers	0.0574



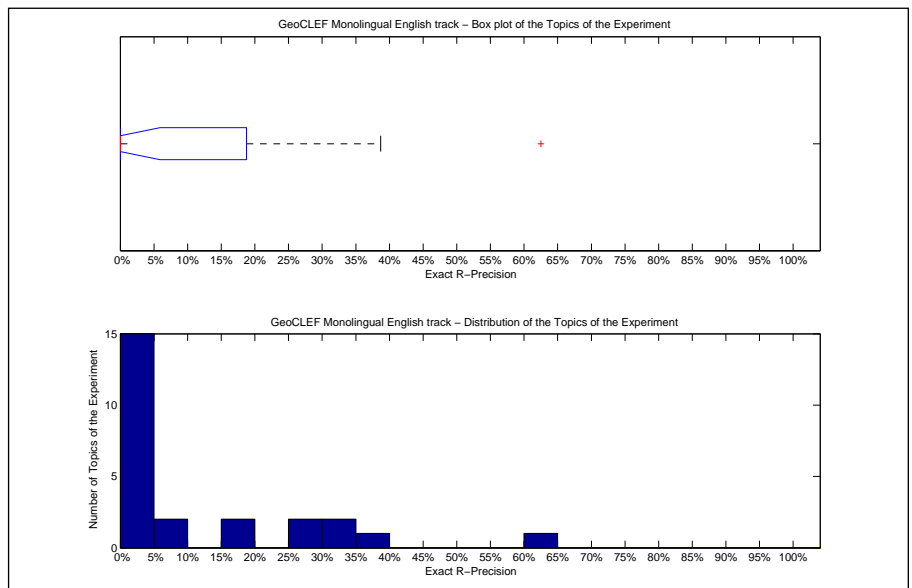
Precision averages (%) for individual queries			
Topic 026	11.98	Topic 039	11.86
Topic 027	0.00	Topic 040	19.57
Topic 028	7.53	Topic 041	1.04
Topic 029	4.52	Topic 042	0.00
Topic 030	9.38	Topic 043	4.58
Topic 031	1.95	Topic 044	1.36
Topic 032	29.09	Topic 045	0.00
Topic 033	0.20	Topic 046	2.11
Topic 034	35.09	Topic 047	3.23
Topic 035	7.81	Topic 048	63.99
Topic 036	0.00	Topic 049	16.25
Topic 037	1.24	Topic 050	0.00
Topic 038	1.59		



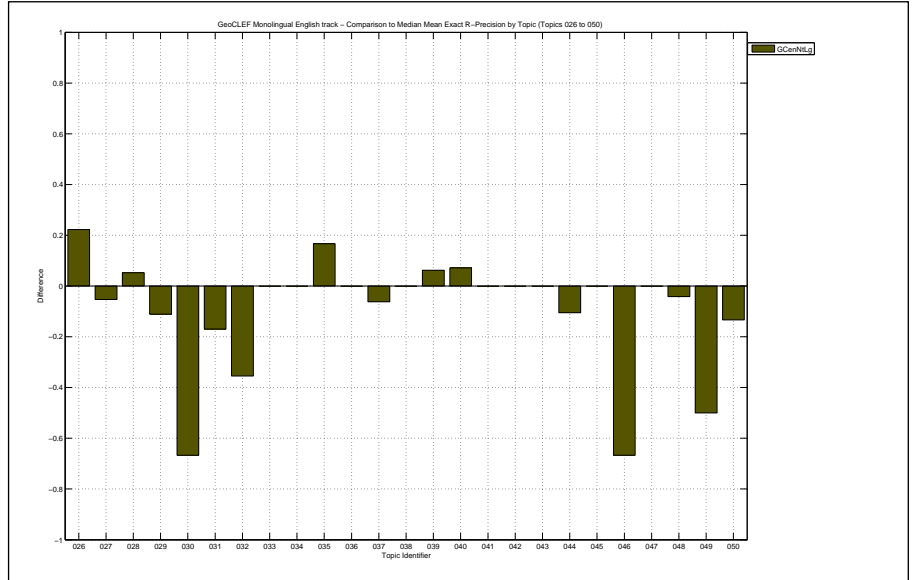
Docs Cutoff Levels	Precision at DCL (%)
5 docs	11.20
10 docs	15.20
15 docs	13.87
20 docs	12.20
30 docs	10.27
100 docs	4.56
200 docs	2.76
500 docs	1.24
1000 docs	0.68
R-Precision (precision after R document retrieved, where R = Relevant retrieved)	
	10.87



Exact R-Precision	
Maximum	0.6250
Minimum	0.0000
First Quartile	0.0000
Second Quartile	0.0000
Third Quartile	0.1875
Interquartile range	0.1875
Mean	0.1087
Standard Deviation	0.1678
Lower Outlier Threshold	0.0000
Upper Outlier Threshold	0.3871
Mean With No Outliers	0.0872
Std With No Outliers	0.1316



Precision averages (%) for individual queries			
Topic 026	33.33	Topic 039	25.00
Topic 027	0.00	Topic 040	28.57
Topic 028	15.79	Topic 041	0.00
Topic 029	0.00	Topic 042	0.00
Topic 030	0.00	Topic 043	0.00
Topic 031	8.47	Topic 044	5.26
Topic 032	38.71	Topic 045	0.00
Topic 033	0.00	Topic 046	0.00
Topic 034	33.33	Topic 047	4.17
Topic 035	16.67	Topic 048	62.50
Topic 036	0.00	Topic 049	0.00
Topic 037	0.00	Topic 050	0.00
Topic 038	0.00		



Overall statistics for 25 queries :	
Total number of documents over all queries	
Retrieved	4,772
Relevant	344
Relevant retrieved	95
Geometric Mean Average Precision	0.0020
Binary Preference (BPREF)	0.0830

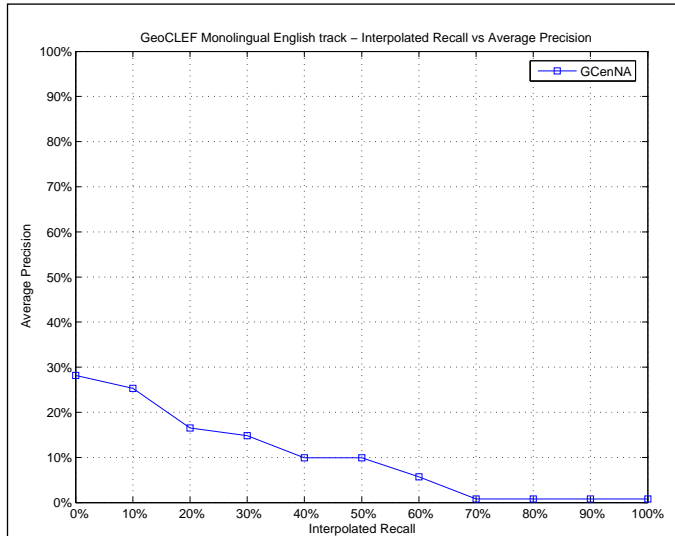
Priority	1
Query Construction	MANUAL
Source Language	English
Topic Fields	title, description
Pooled	true

Mandatory run

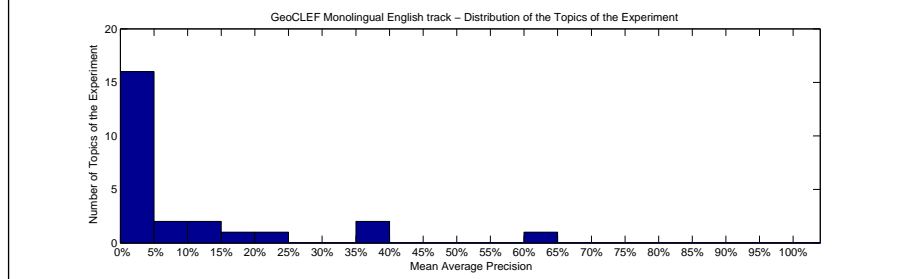
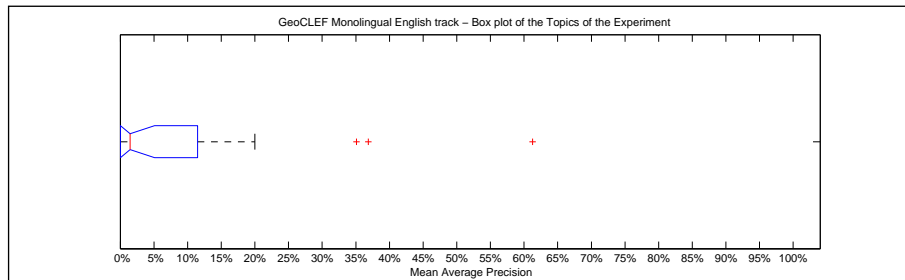
Interploated Recall (%)	Precision Averages (%)
0	28.20
10	25.28
20	16.49
30	14.80
40	9.93
50	9.93
60	5.70
70	0.80
80	0.80
90	0.80
100	0.80

Average precision (non-interpolated) for all relevant documents (averaged over queries)

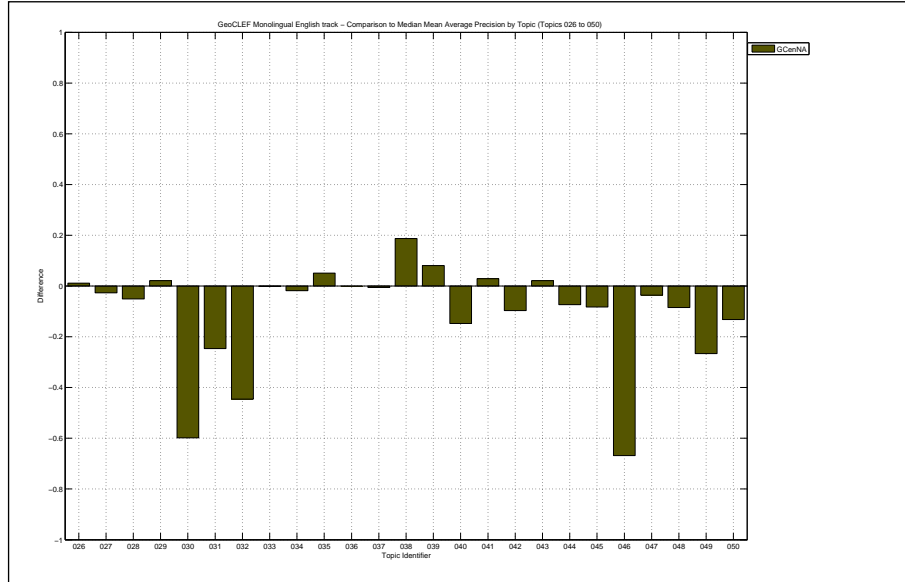
8.93



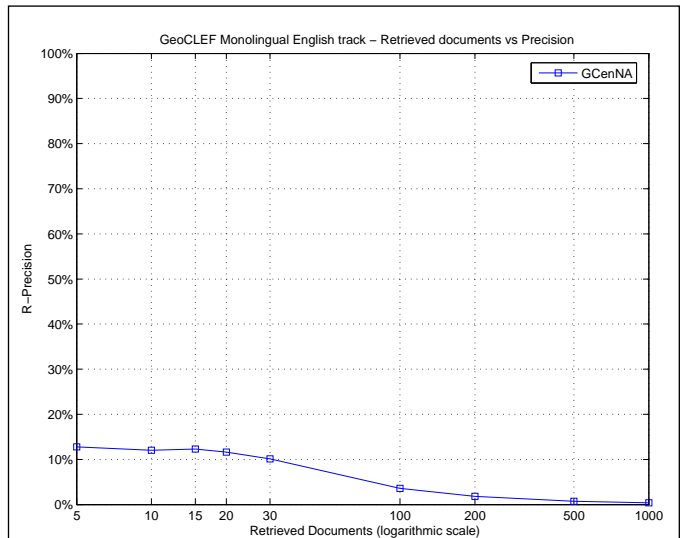
Mean Average Precision	
Maximum	0.6128
Minimum	0.0000
First Quartile	0.0000
Second Quartile	0.0147
Third Quartile	0.1148
Interquartile range	0.1148
Mean	0.0893
Standard Deviation	0.1520
Lower Outlier Threshold	0.0000
Upper Outlier Threshold	0.2000
Mean With No Outliers	0.0410
Std With No Outliers	0.0628



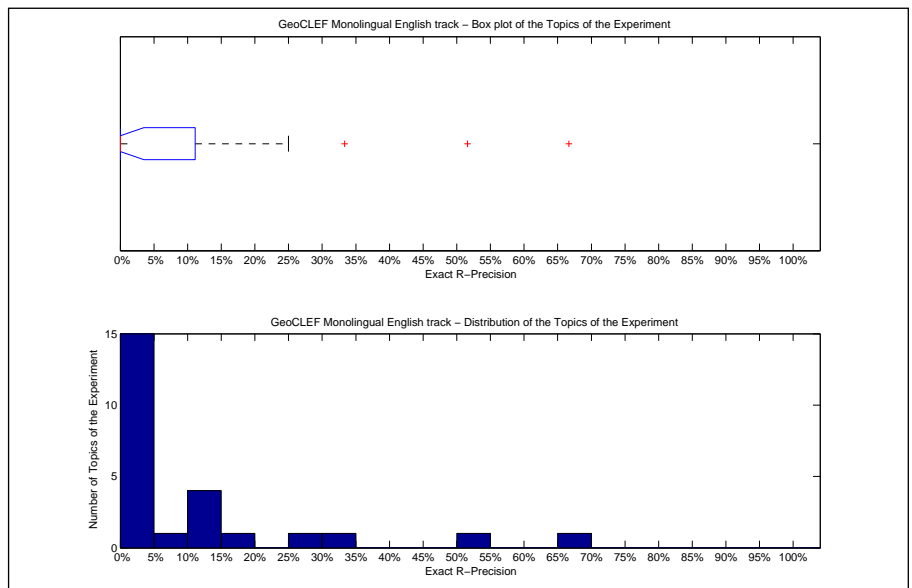
Precision averages (%) for individual queries			
Topic 026	11.11	Topic 039	19.25
Topic 027	0.00	Topic 040	7.01
Topic 028	0.00	Topic 041	3.12
Topic 029	12.59	Topic 042	0.00
Topic 030	0.00	Topic 043	2.92
Topic 031	1.47	Topic 044	3.36
Topic 032	36.86	Topic 045	0.00
Topic 033	0.20	Topic 046	0.00
Topic 034	35.09	Topic 047	0.00
Topic 035	7.81	Topic 048	61.28
Topic 036	0.00	Topic 049	0.00
Topic 037	1.25	Topic 050	0.00
Topic 038	20.00		



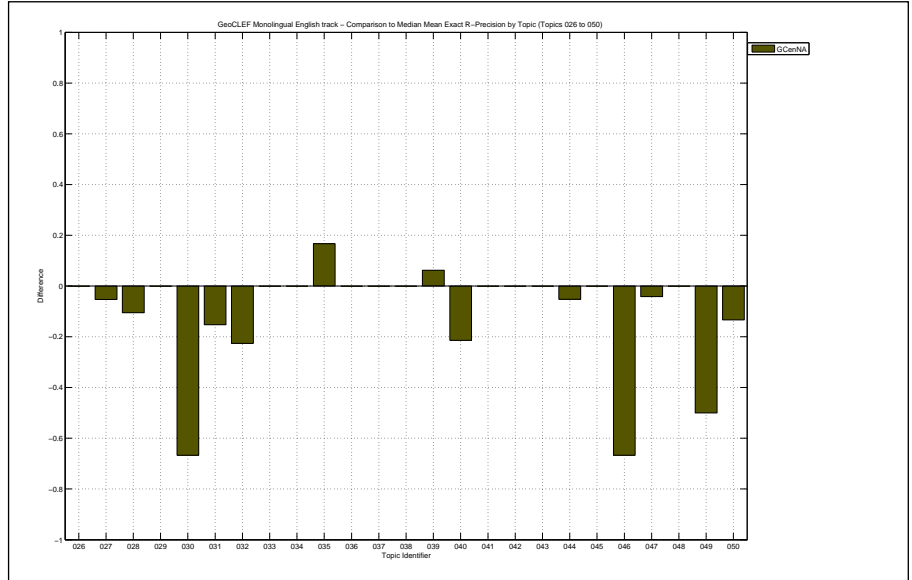
Docs Cutoff Levels	Precision at DCL (%)
5 docs	12.80
10 docs	12.00
15 docs	12.27
20 docs	11.60
30 docs	10.13
100 docs	3.60
200 docs	1.82
500 docs	0.74
1000 docs	0.38
R-Precision (precision after R document retrieved, where R = Relevant retrieved)	
	9.70



Exact R-Precision	
Maximum	0.6667
Minimum	0.0000
First Quartile	0.0000
Second Quartile	0.0000
Third Quartile	0.1111
Interquartile range	0.1111
Mean	0.0970
Standard Deviation	0.1741
Lower Outlier Threshold	0.0000
Upper Outlier Threshold	0.2500
Mean With No Outliers	0.0413
Std With No Outliers	0.0700



Precision averages (%) for individual queries			
Topic 026	11.11	Topic 039	25.00
Topic 027	0.00	Topic 040	0.00
Topic 028	0.00	Topic 041	0.00
Topic 029	11.11	Topic 042	0.00
Topic 030	0.00	Topic 043	0.00
Topic 031	10.17	Topic 044	10.53
Topic 032	51.61	Topic 045	0.00
Topic 033	0.00	Topic 046	0.00
Topic 034	33.33	Topic 047	0.00
Topic 035	16.67	Topic 048	66.67
Topic 036	0.00	Topic 049	0.00
Topic 037	6.25	Topic 050	0.00
Topic 038	0.00		



Overall statistics for 25 queries :	
Total number of documents over all queries	
Retrieved	2,209
Relevant	359
Relevant retrieved	117
Geometric Mean Average Precision	0.0036
Binary Preference (BPREF)	0.1343

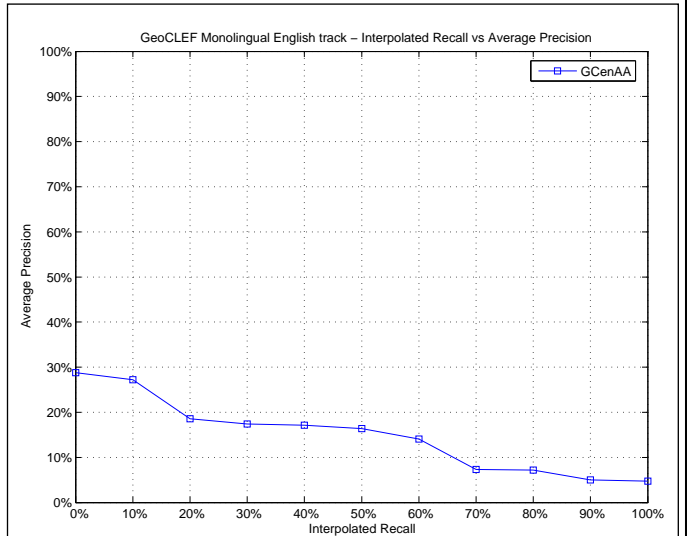
Priority	2
Query Construction	MANUAL
Source Language	English
Topic Fields	title, description, narrative
Pooled	true

All text And geo run

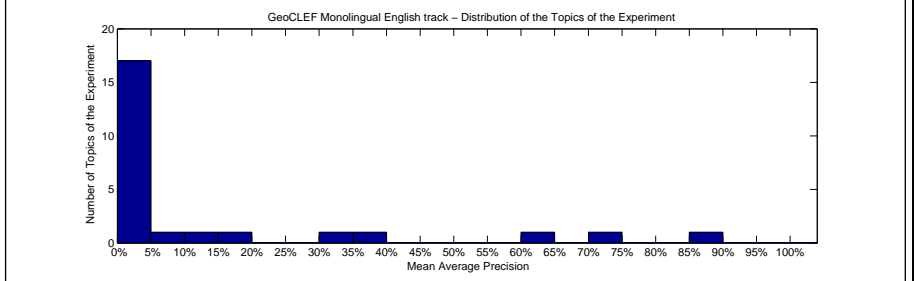
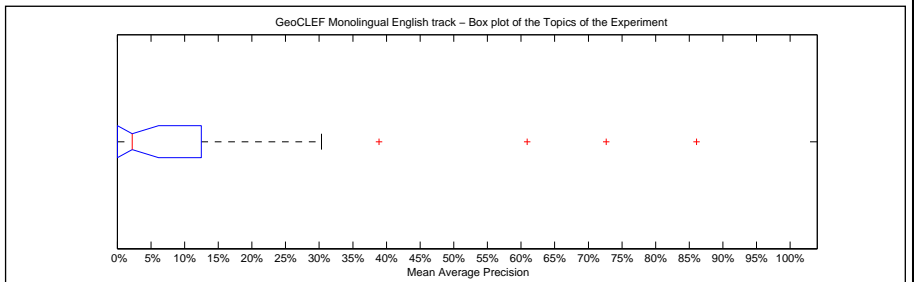
Interploated Recall (%)	Precision Averages (%)
0	28.80
10	27.19
20	18.59
30	17.41
40	17.14
50	16.35
60	14.05
70	7.31
80	7.16
90	5.01
100	4.74

Average precision (non-interpolated) for all relevant documents (averaged over queries)

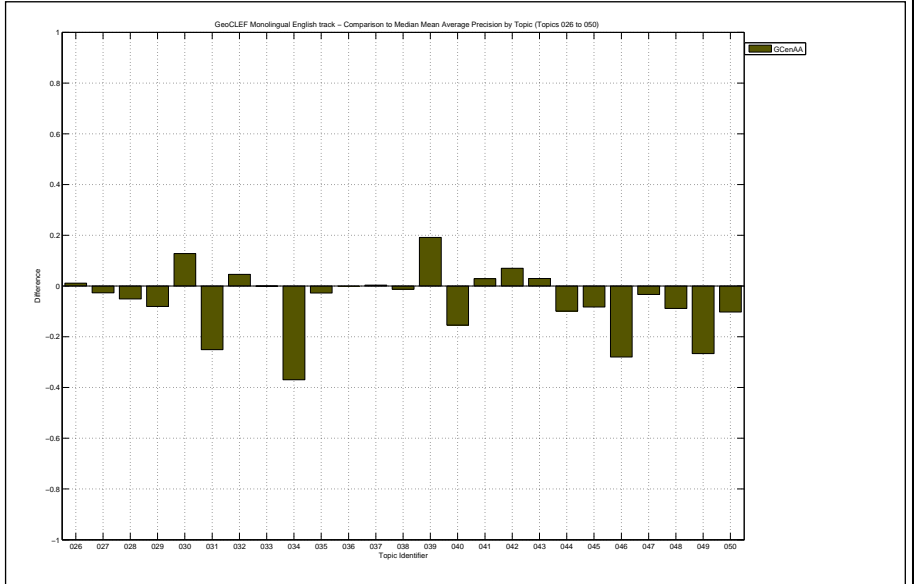
13.60



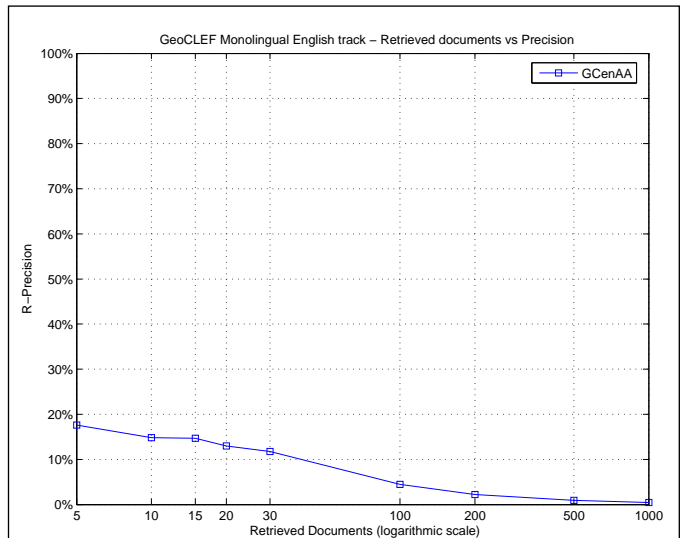
Mean Average Precision	
Maximum	0.8607
Minimum	0.0000
First Quartile	0.0000
Second Quartile	0.0221
Third Quartile	0.1250
Interquartile range	0.1250
Mean	0.1360
Standard Deviation	0.2474
Lower Outlier Threshold	0.0000
Upper Outlier Threshold	0.3033
Mean With No Outliers	0.0388
Std With No Outliers	0.0739



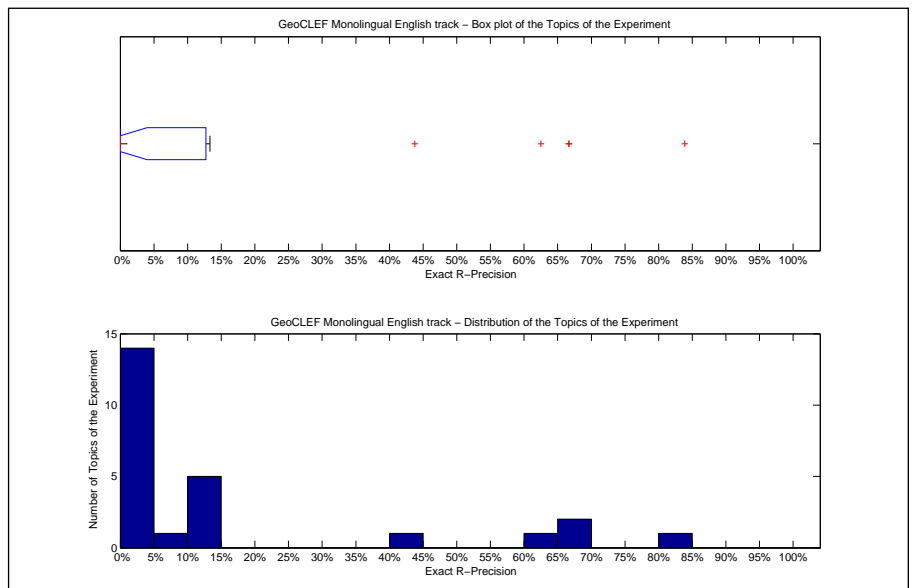
Precision averages (%) for individual queries			
Topic 026	11.11	Topic 039	30.33
Topic 027	0.00	Topic 040	6.32
Topic 028	0.00	Topic 041	3.12
Topic 029	2.41	Topic 042	16.67
Topic 030	72.66	Topic 043	3.79
Topic 031	1.05	Topic 044	0.80
Topic 032	86.07	Topic 045	0.00
Topic 033	0.31	Topic 046	38.89
Topic 034	0.00	Topic 047	0.30
Topic 035	0.00	Topic 048	60.91
Topic 036	0.00	Topic 049	0.00
Topic 037	2.21	Topic 050	3.00
Topic 038	0.00		



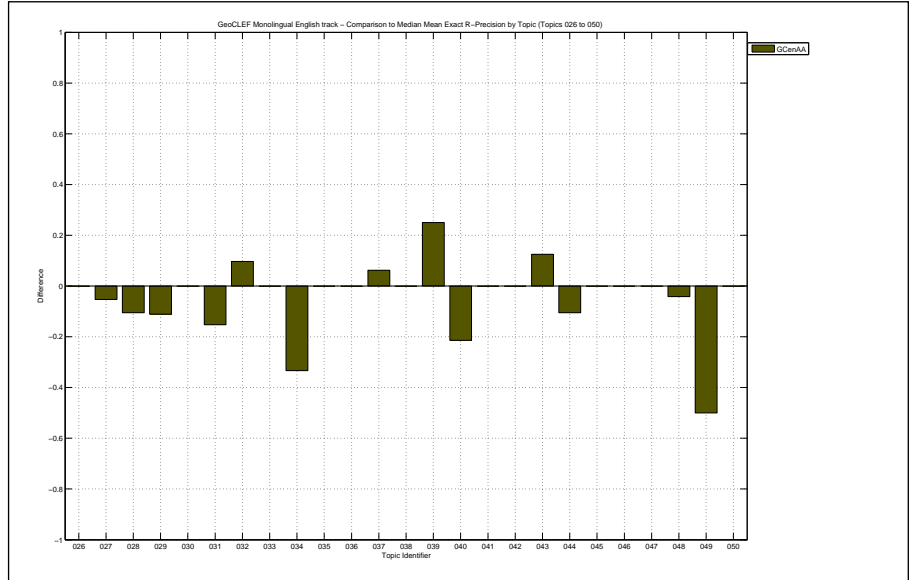
Docs Cutoff Levels	Precision at DCL (%)
5 docs	17.60
10 docs	14.80
15 docs	14.67
20 docs	13.00
30 docs	11.73
100 docs	4.44
200 docs	2.22
500 docs	0.90
1000 docs	0.47
R-Precision (precision after R document retrieved, where R = Relevant retrieved)	
	15.70



Exact R-Precision	
Maximum	0.8387
Minimum	0.0000
First Quartile	0.0000
Second Quartile	0.0000
Third Quartile	0.1271
Interquartile range	0.1271
Mean	0.1570
Standard Deviation	0.2610
Lower Outlier Threshold	0.0000
Upper Outlier Threshold	0.1333
Mean With No Outliers	0.0345
Std With No Outliers	0.0525



Precision averages (%) for individual queries			
Topic 026	11.11	Topic 039	43.75
Topic 027	0.00	Topic 040	0.00
Topic 028	0.00	Topic 041	0.00
Topic 029	0.00	Topic 042	0.00
Topic 030	66.67	Topic 043	12.50
Topic 031	10.17	Topic 044	5.26
Topic 032	83.87	Topic 045	0.00
Topic 033	0.00	Topic 046	66.67
Topic 034	0.00	Topic 047	4.17
Topic 035	0.00	Topic 048	62.50
Topic 036	0.00	Topic 049	0.00
Topic 037	12.50	Topic 050	13.33
Topic 038	0.00		





Overall statistics for 25 queries :	
Total number of documents over all queries	
Retrieved	24,149
Relevant	378
Relevant retrieved	180
Geometric Mean Average Precision	0.0063
Binary Preference (BPREF)	0.0871

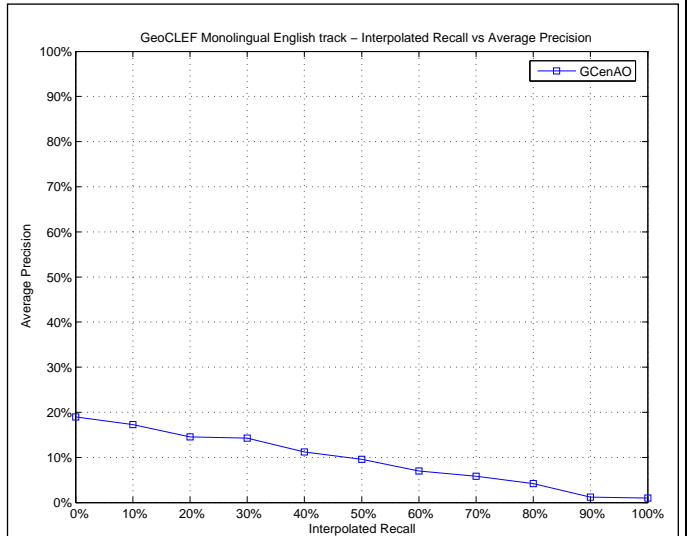
Priority	5
Query Construction	AUTOMATIC
Source Language	English
Topic Fields	title, description, narrative
Pooled	false

All text Or geo run

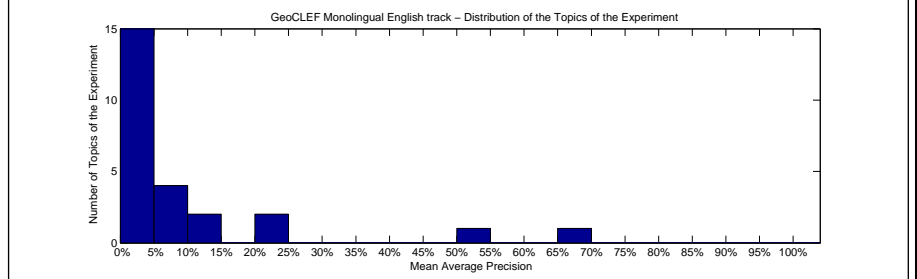
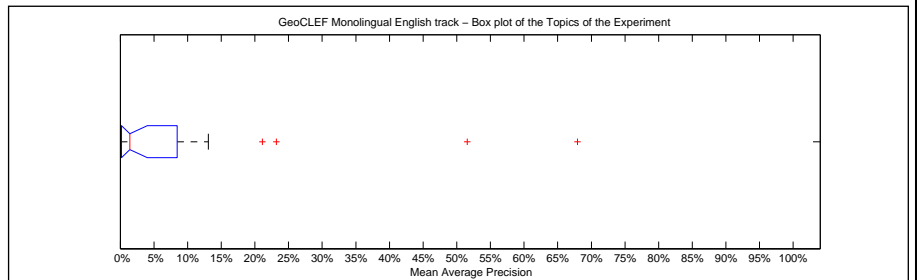
Interploated Recall (%)	Precision Averages (%)
0	18.95
10	17.28
20	14.55
30	14.30
40	11.22
50	9.56
60	6.96
70	5.81
80	4.19
90	1.22
100	1.00

Average precision (non-interpolated) for all relevant documents (averaged over queries)

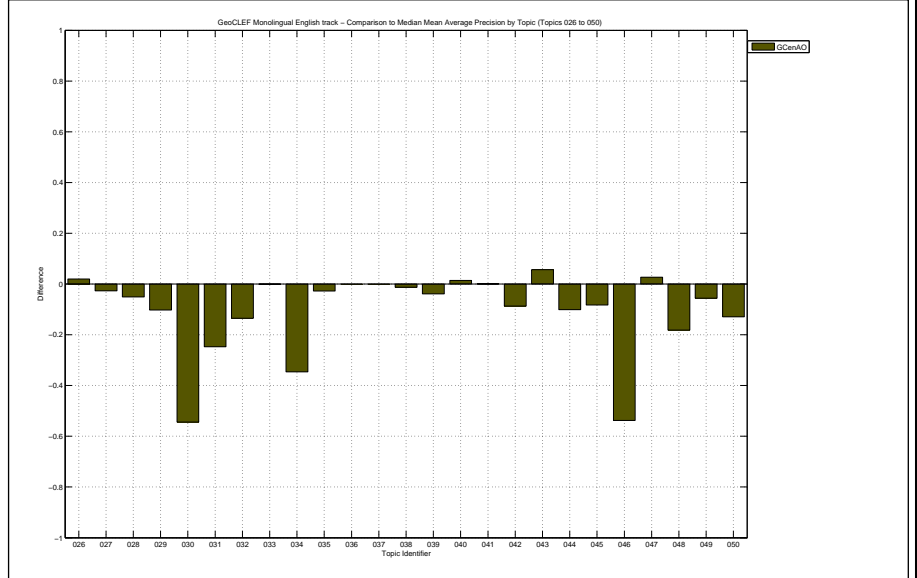
8.91



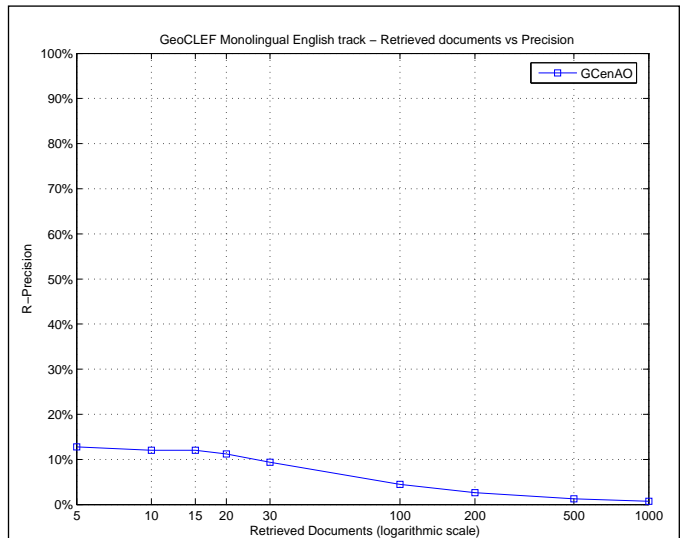
Mean Average Precision	
Maximum	0.6795
Minimum	0.0000
First Quartile	0.0018
Second Quartile	0.0140
Third Quartile	0.0846
Interquartile range	0.0828
Mean	0.0891
Standard Deviation	0.1679
Lower Outlier Threshold	0.0000
Upper Outlier Threshold	0.1310
Mean With No Outliers	0.0281
Std With No Outliers	0.0404



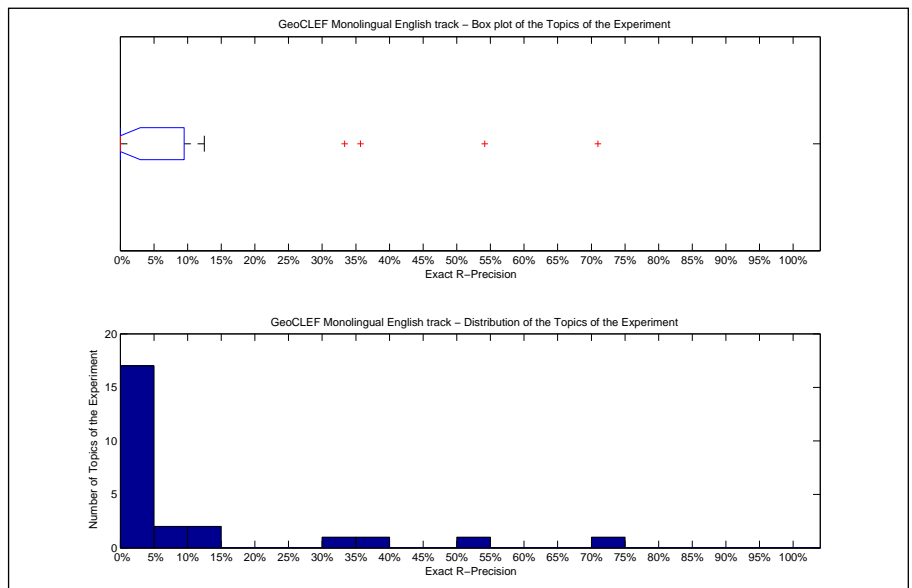
Precision averages (%) for individual queries			
Topic 026	11.98	Topic 039	7.29
Topic 027	0.03	Topic 040	23.19
Topic 028	0.00	Topic 041	0.33
Topic 029	0.23	Topic 042	0.99
Topic 030	5.46	Topic 043	6.49
Topic 031	1.40	Topic 044	0.62
Topic 032	67.95	Topic 045	0.00
Topic 033	0.25	Topic 046	13.10
Topic 034	2.33	Topic 047	6.33
Topic 035	0.03	Topic 048	51.55
Topic 036	0.00	Topic 049	21.11
Topic 037	1.81	Topic 050	0.31
Topic 038	0.00		



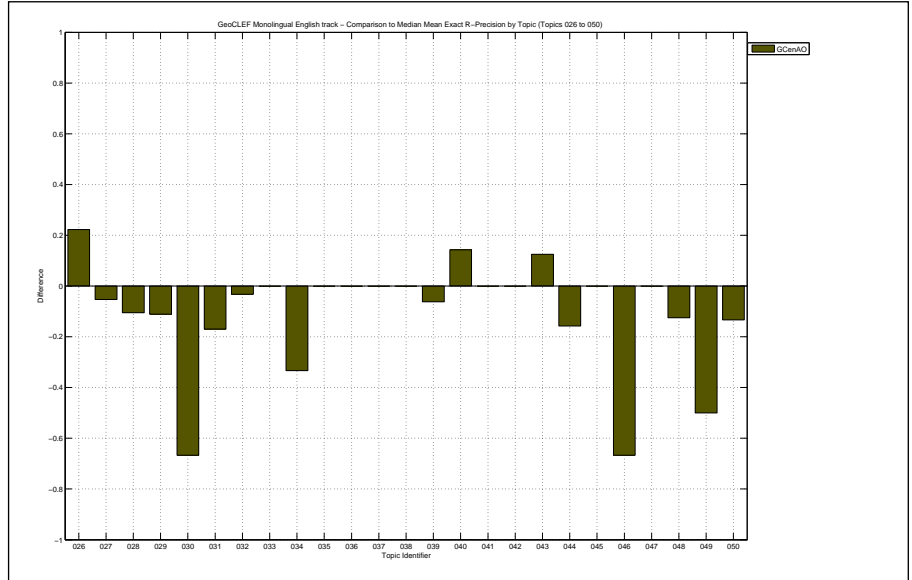
Docs Cutoff Levels	Precision at DCL (%)
5 docs	12.80
10 docs	12.00
15 docs	12.00
20 docs	11.20
30 docs	9.33
100 docs	4.44
200 docs	2.62
500 docs	1.28
1000 docs	0.72
R-Precision (precision after R document retrieved, where R = Relevant retrieved)	
	9.52



Exact R-Precision	
Maximum	0.7097
Minimum	0.0000
First Quartile	0.0000
Second Quartile	0.0000
Third Quartile	0.0948
Interquartile range	0.0948
Mean	0.0952
Standard Deviation	0.1885
Lower Outlier Threshold	0.0000
Upper Outlier Threshold	0.1250
Mean With No Outliers	0.0209
Std With No Outliers	0.0418



Precision averages (%) for individual queries			
Topic 026	33.33	Topic 039	12.50
Topic 027	0.00	Topic 040	35.71
Topic 028	0.00	Topic 041	0.00
Topic 029	0.00	Topic 042	0.00
Topic 030	0.00	Topic 043	12.50
Topic 031	8.47	Topic 044	0.00
Topic 032	70.97	Topic 045	0.00
Topic 033	0.00	Topic 046	0.00
Topic 034	0.00	Topic 047	4.17
Topic 035	0.00	Topic 048	54.17
Topic 036	0.00	Topic 049	0.00
Topic 037	6.25	Topic 050	0.00
Topic 038	0.00		



Overall statistics for 25 queries :	
Total number of documents over all queries	
Retrieved	25,000
Relevant	378
Relevant retrieved	211
Geometric Mean Average Precision	0.0109
Binary Preference (BPREF)	0.1532

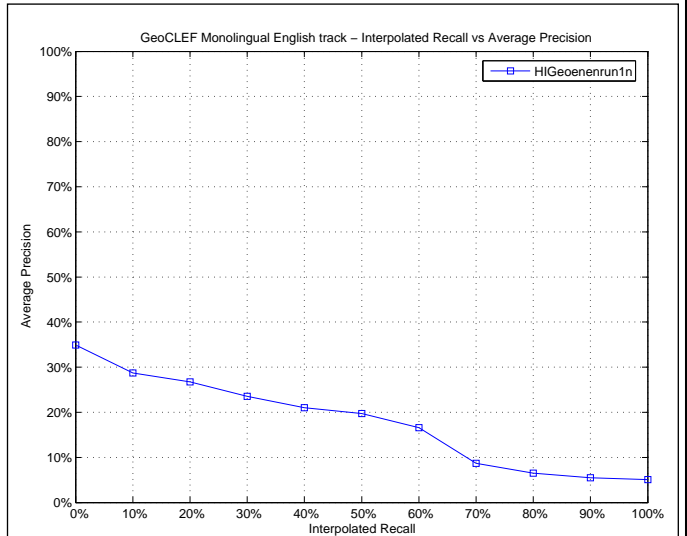
Priority	5
Query Construction	AUTOMATIC
Source Language	English
Topic Fields	title, description, narrative
Pooled	false

no BRF base run, stem snowball

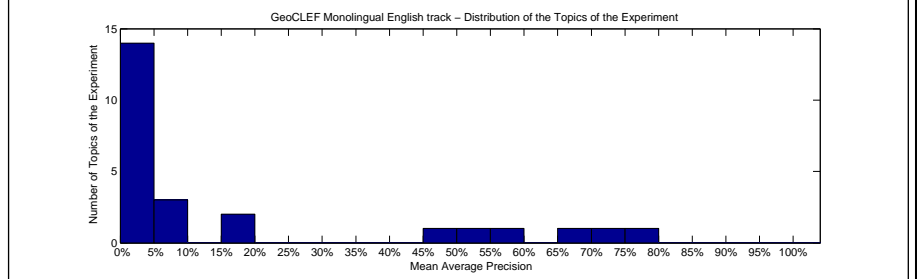
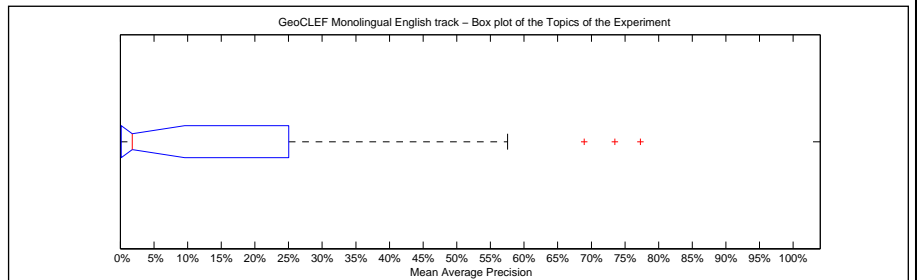
Interploated Recall (%)	Precision Averages (%)
0	34.92
10	28.72
20	26.71
30	23.54
40	21.02
50	19.70
60	16.56
70	8.67
80	6.50
90	5.51
100	5.05

Average precision (non-interpolated) for all relevant documents (averaged over queries)

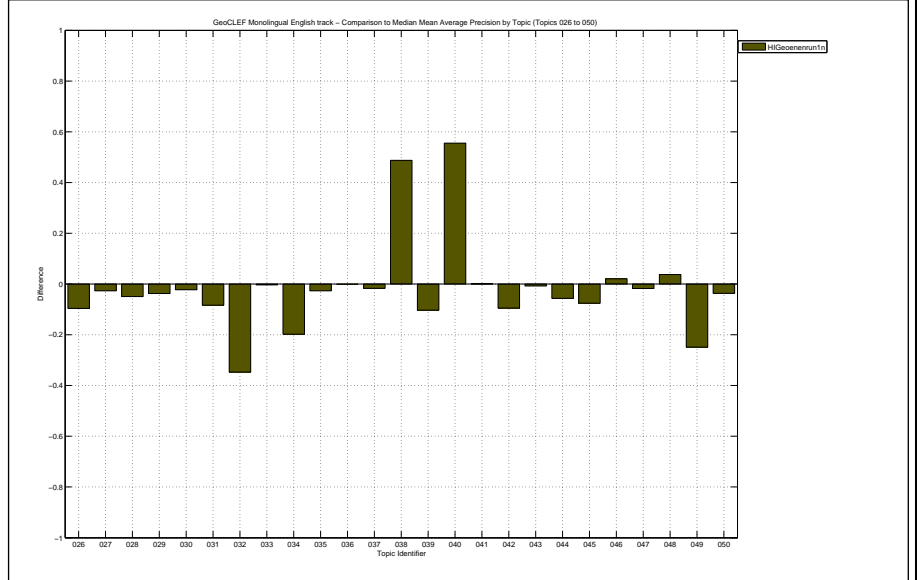
17.47



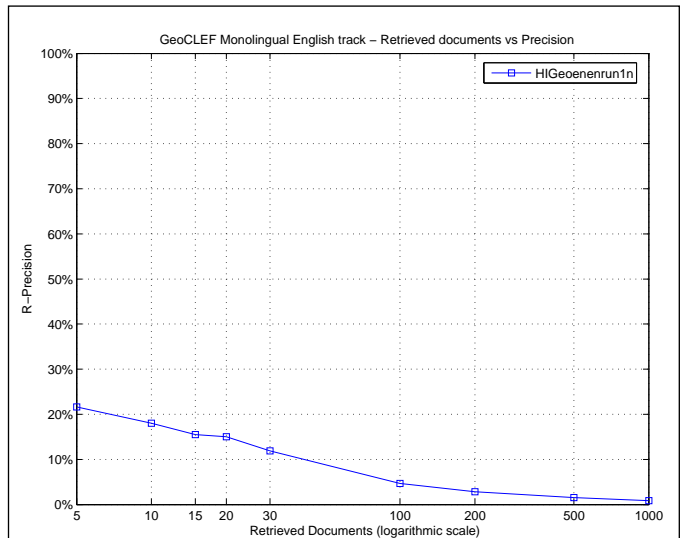
Mean Average Precision	
Maximum	0.7729
Minimum	0.0000
First Quartile	0.0015
Second Quartile	0.0178
Third Quartile	0.2501
Interquartile range	0.2486
Mean	0.1747
Standard Deviation	0.2683
Lower Outlier Threshold	0.0000
Upper Outlier Threshold	0.5755
Mean With No Outliers	0.0987
Std With No Outliers	0.1777



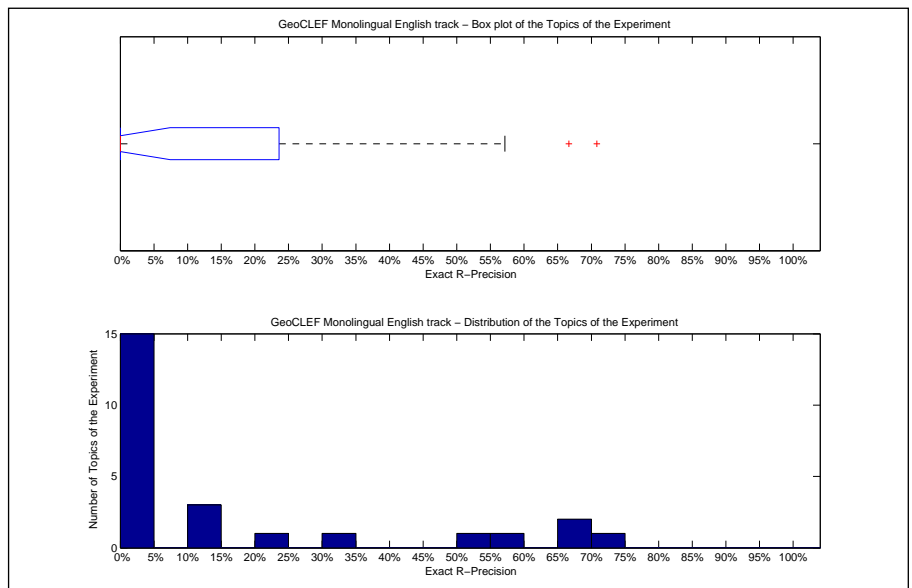
Precision averages (%) for individual queries			
Topic 026	0.38	Topic 039	0.90
Topic 027	0.00	Topic 040	77.29
Topic 028	0.12	Topic 041	0.37
Topic 029	6.72	Topic 042	0.24
Topic 030	57.55	Topic 043	0.03
Topic 031	17.77	Topic 044	5.03
Topic 032	46.75	Topic 045	0.65
Topic 033	0.00	Topic 046	68.94
Topic 034	17.12	Topic 047	1.87
Topic 035	0.05	Topic 048	73.51
Topic 036	0.00	Topic 049	1.78
Topic 037	0.16	Topic 050	9.58
Topic 038	50.00		



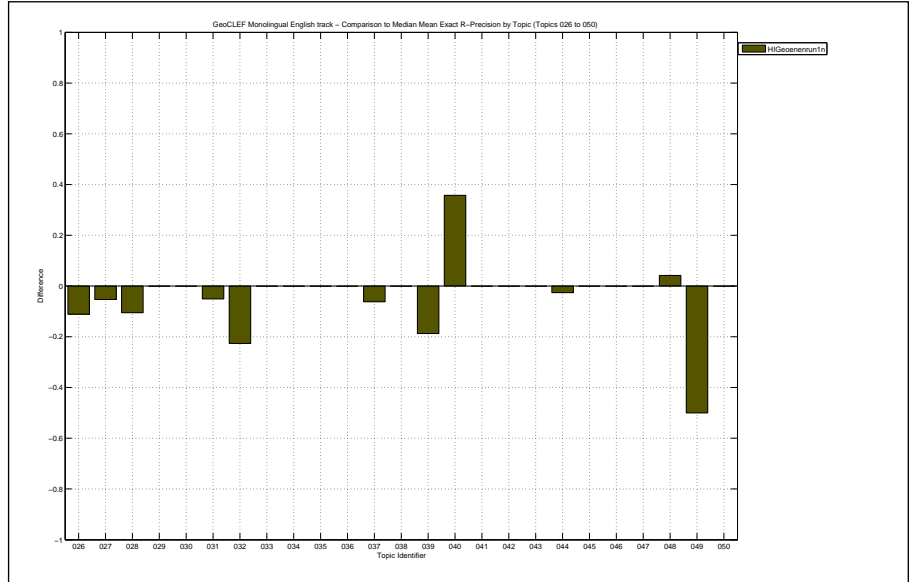
Docs Cutoff Levels	Precision at DCL (%)
5 docs	21.60
10 docs	18.00
15 docs	15.47
20 docs	15.00
30 docs	11.87
100 docs	4.68
200 docs	2.80
500 docs	1.50
1000 docs	0.84
R-Precision (precision after R document retrieved, where R = Relevant retrieved)	
	16.33



Exact R-Precision	
Maximum	0.7083
Minimum	0.0000
First Quartile	0.0000
Second Quartile	0.0000
Third Quartile	0.2359
Interquartile range	0.2359
Mean	0.1633
Standard Deviation	0.2515
Lower Outlier Threshold	0.0000
Upper Outlier Threshold	0.5714
Mean With No Outliers	0.0928
Std With No Outliers	0.1697



Precision averages (%) for individual queries			
Topic 026	0.00	Topic 039	0.00
Topic 027	0.00	Topic 040	57.14
Topic 028	0.00	Topic 041	0.00
Topic 029	11.11	Topic 042	0.00
Topic 030	66.67	Topic 043	0.00
Topic 031	20.34	Topic 044	13.16
Topic 032	51.61	Topic 045	0.00
Topic 033	0.00	Topic 046	66.67
Topic 034	33.33	Topic 047	4.17
Topic 035	0.00	Topic 048	70.83
Topic 036	0.00	Topic 049	0.00
Topic 037	0.00	Topic 050	13.33
Topic 038	0.00		



Overall statistics for 25 queries :

Total number of documents over all queries	
Retrieved	23,116
Relevant	378
Relevant retrieved	179
Geometric Mean Average Precision	0.0037
Binary Preference (BPREF)	0.1174

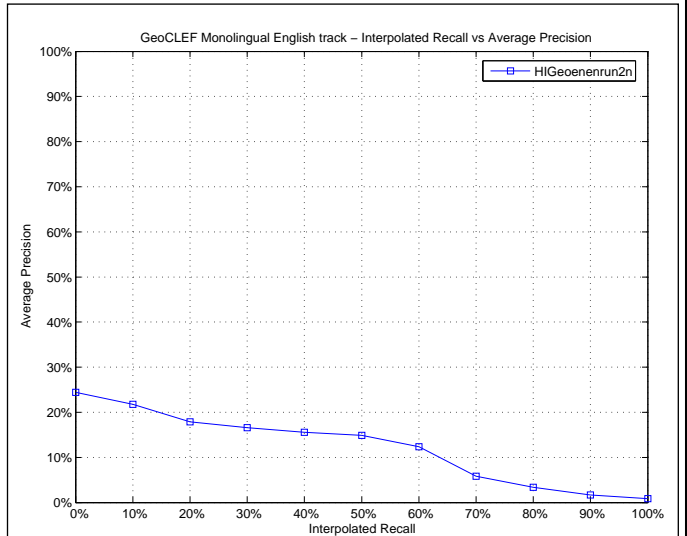
Priority	3
Query Construction	AUTOMATIC
Source Language	English
Topic Fields	title, description, narrative
Pooled	true

Experiment with BRF(5docs,25terms) with NE-recognition and weighting, also within the BRF

Interploated Recall (%)	Precision Averages (%)
0	24.44
10	21.79
20	17.90
30	16.62
40	15.59
50	14.86
60	12.33
70	5.82
80	3.35
90	1.68
100	0.84

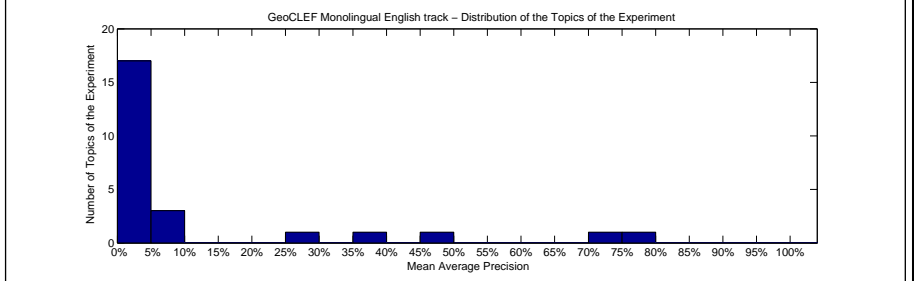
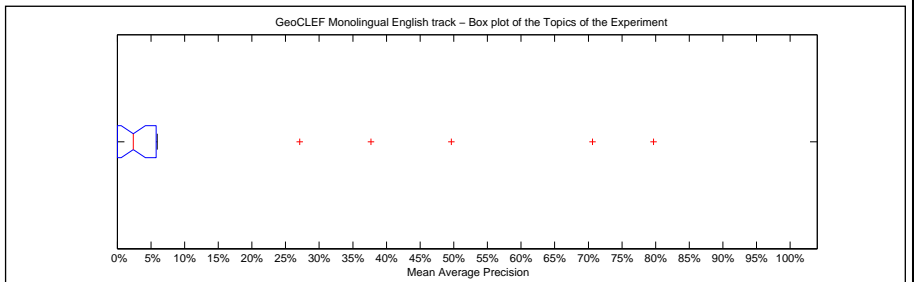
Average precision (non-interpolated) for all relevant documents (averaged over queries)

12.13



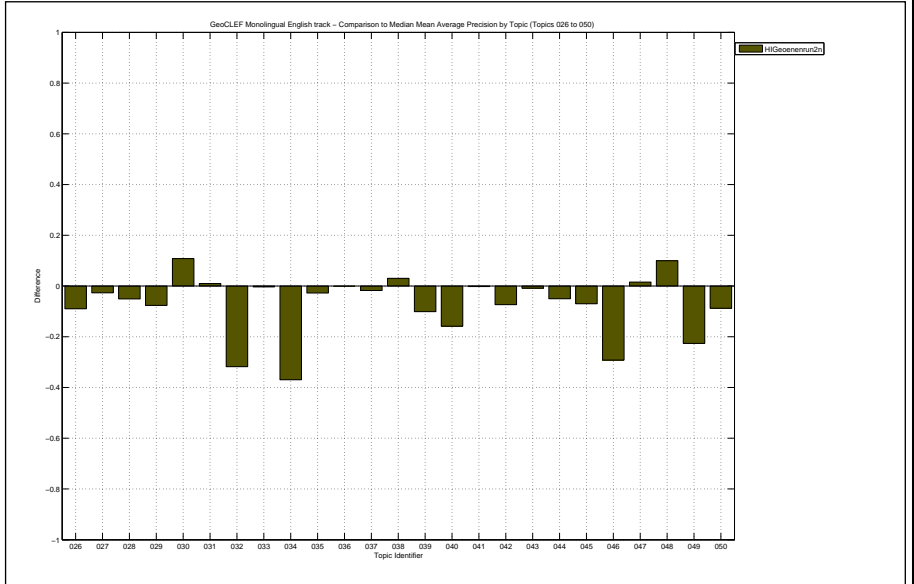
Mean Average Precision

Maximum	0.7971
Minimum	0.0000
First Quartile	0.0000
Second Quartile	0.0238
Third Quartile	0.0577
Interquartile range	0.0577
Mean	0.1213
Standard Deviation	0.2278
Lower Outlier Threshold	0.0000
Upper Outlier Threshold	0.0595
Mean With No Outliers	0.0192
Std With No Outliers	0.0223

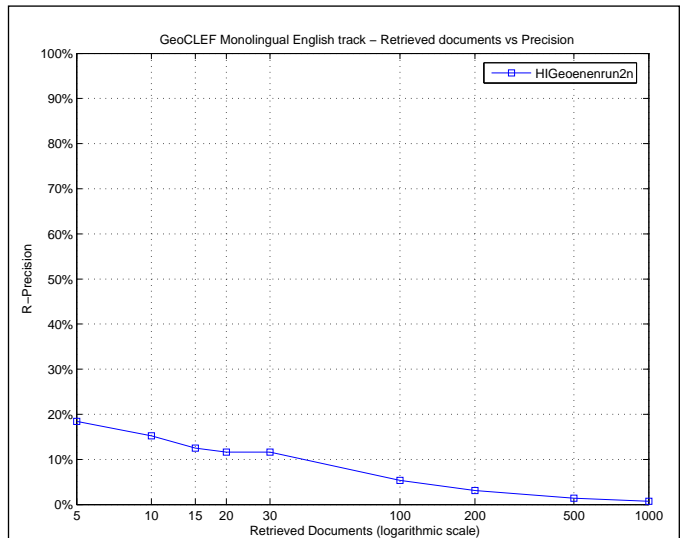


Precision averages (%) for individual queries

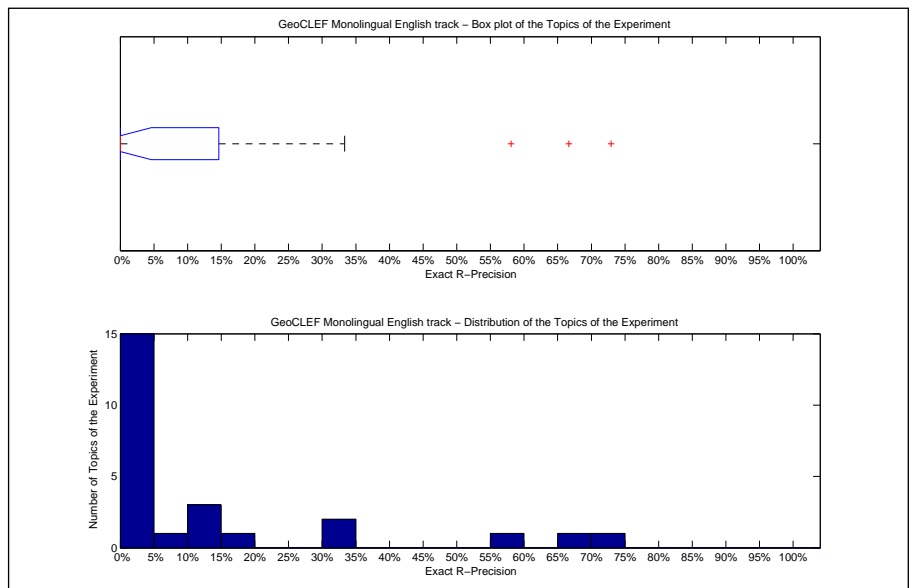
Topic 026	0.98	Topic 039	1.14
Topic 027	0.01	Topic 040	5.95
Topic 028	0.00	Topic 041	0.00
Topic 029	2.82	Topic 042	2.38
Topic 030	70.63	Topic 043	0.00
Topic 031	27.10	Topic 044	5.71
Topic 032	49.66	Topic 045	1.26
Topic 033	0.00	Topic 046	37.68
Topic 034	0.00	Topic 047	5.19
Topic 035	0.00	Topic 048	79.71
Topic 036	0.00	Topic 049	4.06
Topic 037	0.05	Topic 050	4.48
Topic 038	4.35		



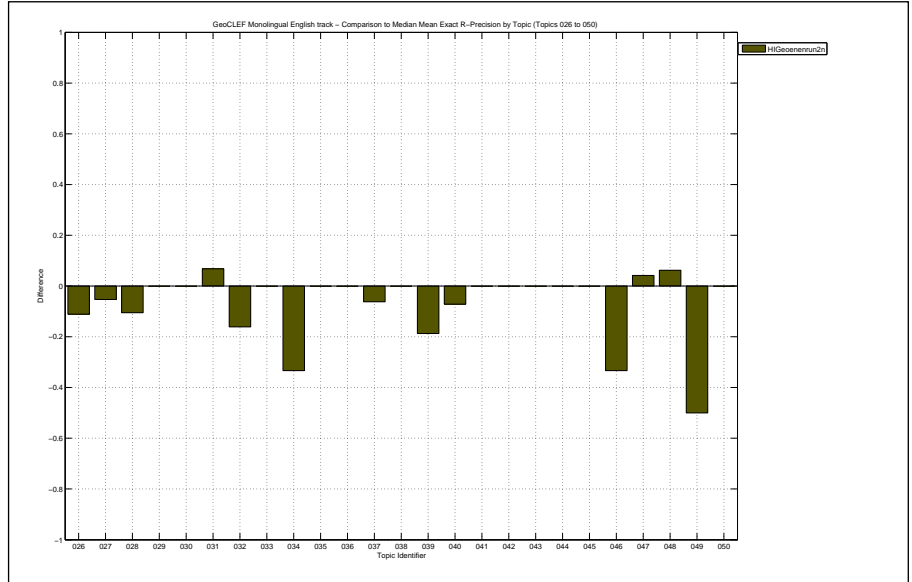
Docs Cutoff Levels	Precision at DCL (%)
5 docs	18.40
10 docs	15.20
15 docs	12.53
20 docs	11.60
30 docs	11.60
100 docs	5.32
200 docs	3.10
500 docs	1.39
1000 docs	0.72
R-Precision (precision after R document retrieved, where R = Relevant retrieved)	
	13.04



Exact R-Precision	
Maximum	0.7292
Minimum	0.0000
First Quartile	0.0000
Second Quartile	0.0000
Third Quartile	0.1466
Interquartile range	0.1466
Mean	0.1304
Standard Deviation	0.2222
Lower Outlier Threshold	0.0000
Upper Outlier Threshold	0.3333
Mean With No Outliers	0.0584
Std With No Outliers	0.1029



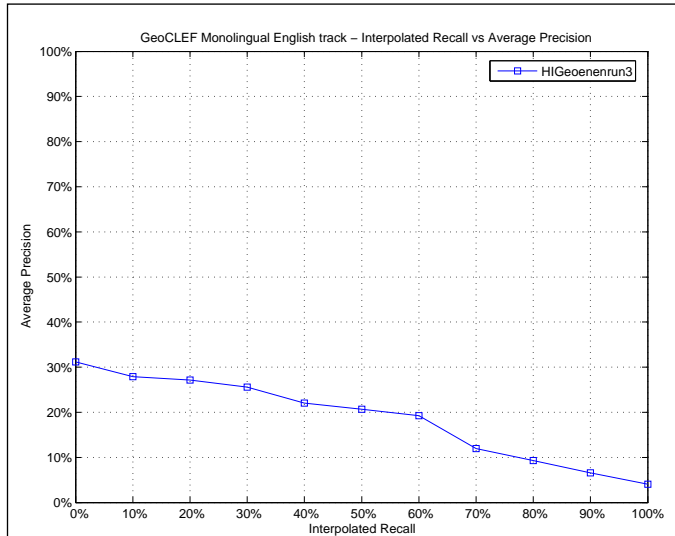
Precision averages (%) for individual queries			
Topic 026	0.00	Topic 039	0.00
Topic 027	0.00	Topic 040	14.29
Topic 028	0.00	Topic 041	0.00
Topic 029	11.11	Topic 042	0.00
Topic 030	66.67	Topic 043	0.00
Topic 031	32.20	Topic 044	15.79
Topic 032	58.06	Topic 045	0.00
Topic 033	0.00	Topic 046	33.33
Topic 034	0.00	Topic 047	8.33
Topic 035	0.00	Topic 048	72.92
Topic 036	0.00	Topic 049	0.00
Topic 037	0.00	Topic 050	13.33
Topic 038	0.00		



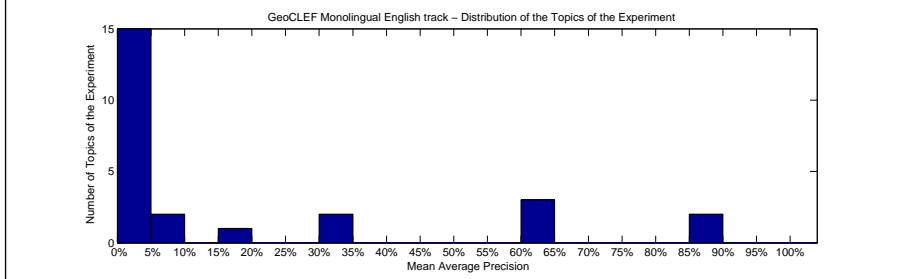
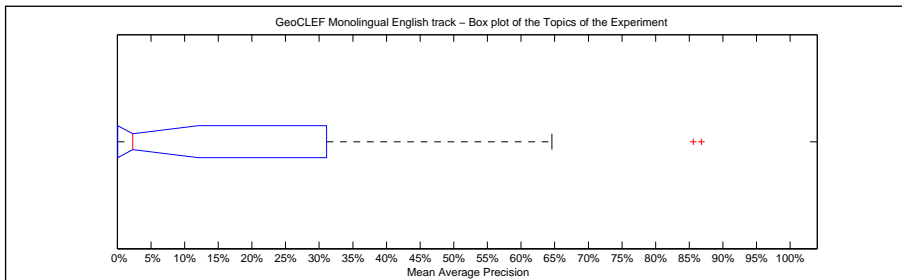
Overall statistics for 25 queries :	
Total number of documents over all queries	
Retrieved	25,000
Relevant	378
Relevant retrieved	214
Geometric Mean Average Precision	0.0070
Binary Preference (BPREF)	0.1641

Priority	1
Query Construction	AUTOMATIC
Source Language	English
Topic Fields	title, description
Pooled	true
Experiment with BRF(5docs,20terms) with GeoNEweighting within the BRF-algorithm	

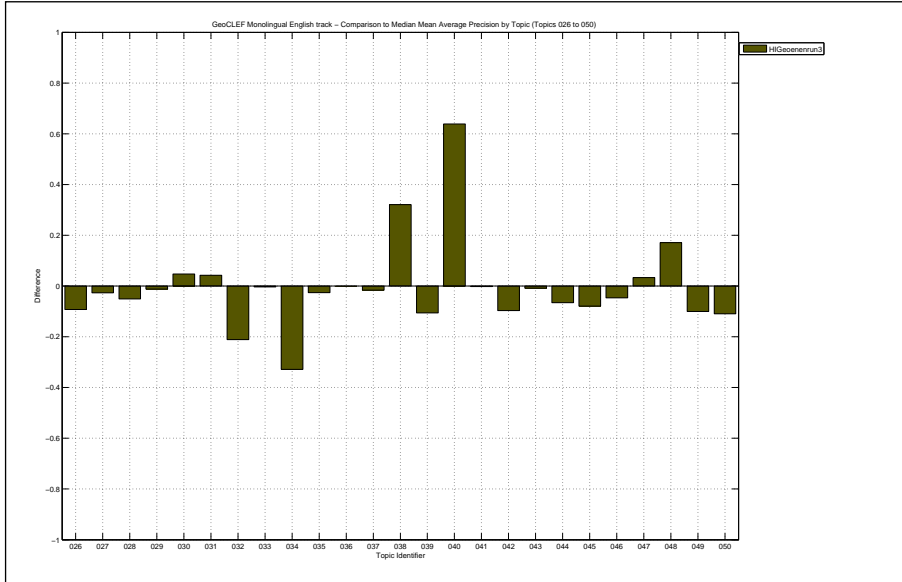
Interploated Recall (%)	Precision Averages (%)
0	31.16
10	27.90
20	27.18
30	25.60
40	22.05
50	20.71
60	19.23
70	11.95
80	9.30
90	6.56
100	4.04
Average precision (non-interpolated) for all relevant documents (averaged over queries)	
	18.75



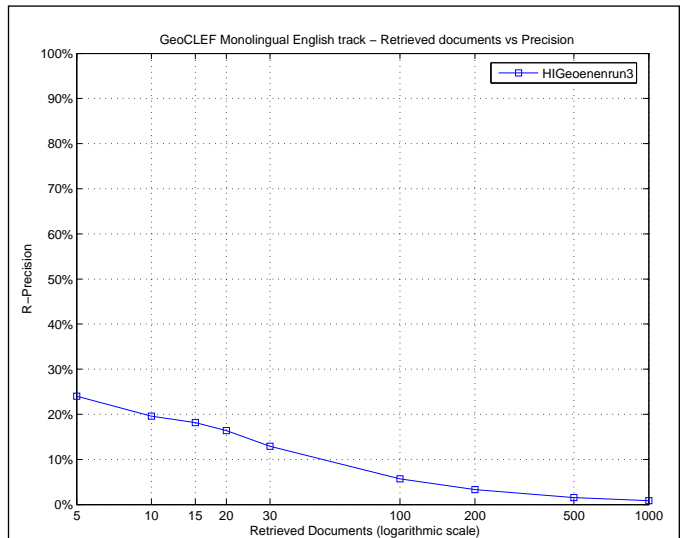
Mean Average Precision	
Maximum	0.8680
Minimum	0.0000
First Quartile	0.0004
Second Quartile	0.0231
Third Quartile	0.3109
Interquartile range	0.3105
Mean	0.1875
Standard Deviation	0.2904
Lower Outlier Threshold	0.0000
Upper Outlier Threshold	0.6457
Mean With No Outliers	0.1288
Std With No Outliers	0.2169



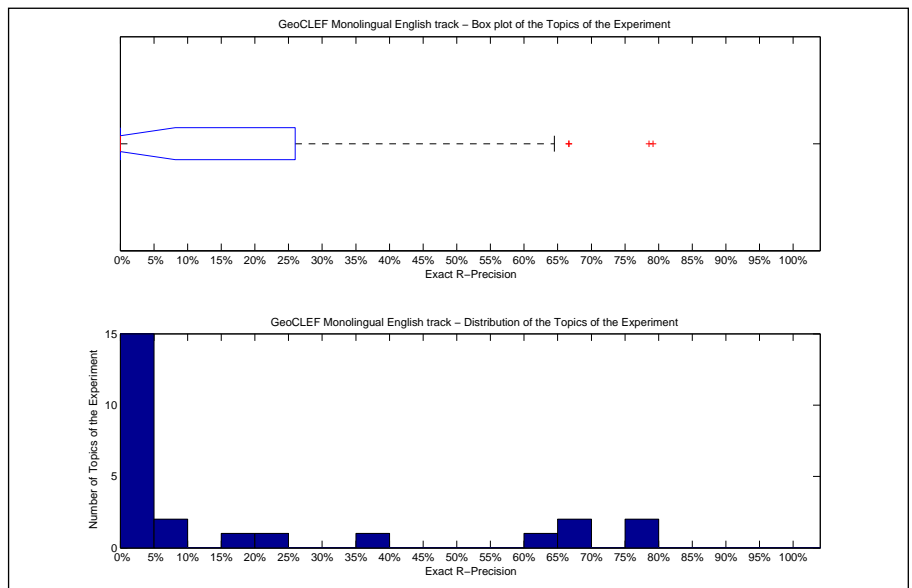
Precision averages (%) for individual queries			
Topic 026	0.70	Topic 039	0.61
Topic 027	0.00	Topic 040	85.60
Topic 028	0.01	Topic 041	0.05
Topic 029	9.28	Topic 042	0.00
Topic 030	64.57	Topic 043	0.00
Topic 031	30.35	Topic 044	4.13
Topic 032	60.36	Topic 045	0.30
Topic 033	0.00	Topic 046	62.22
Topic 034	4.07	Topic 047	6.94
Topic 035	0.13	Topic 048	86.80
Topic 036	0.00	Topic 049	16.67
Topic 037	0.23	Topic 050	2.31
Topic 038	33.33		



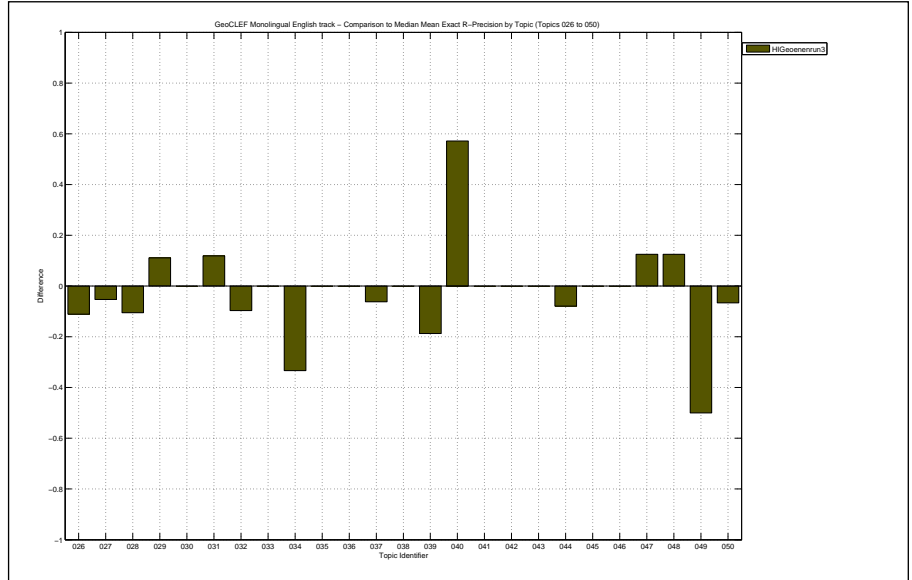
Docs Cutoff Levels	Precision at DCL (%)
5 docs	24.00
10 docs	19.60
15 docs	18.13
20 docs	16.40
30 docs	12.93
100 docs	5.68
200 docs	3.30
500 docs	1.55
1000 docs	0.86
R-Precision (precision after R document retrieved, where R = Relevant retrieved)	
	17.85



Exact R-Precision	
Maximum	0.7917
Minimum	0.0000
First Quartile	0.0000
Second Quartile	0.0000
Third Quartile	0.2599
Interquartile range	0.2599
Mean	0.1785
Standard Deviation	0.2872
Lower Outlier Threshold	0.0000
Upper Outlier Threshold	0.6452
Mean With No Outliers	0.0739
Std With No Outliers	0.1625



Precision averages (%) for individual queries			
Topic 026	0.00	Topic 039	0.00
Topic 027	0.00	Topic 040	78.57
Topic 028	0.00	Topic 041	0.00
Topic 029	22.22	Topic 042	0.00
Topic 030	66.67	Topic 043	0.00
Topic 031	37.29	Topic 044	7.89
Topic 032	64.52	Topic 045	0.00
Topic 033	0.00	Topic 046	66.67
Topic 034	0.00	Topic 047	16.67
Topic 035	0.00	Topic 048	79.17
Topic 036	0.00	Topic 049	0.00
Topic 037	0.00	Topic 050	6.67
Topic 038	0.00		

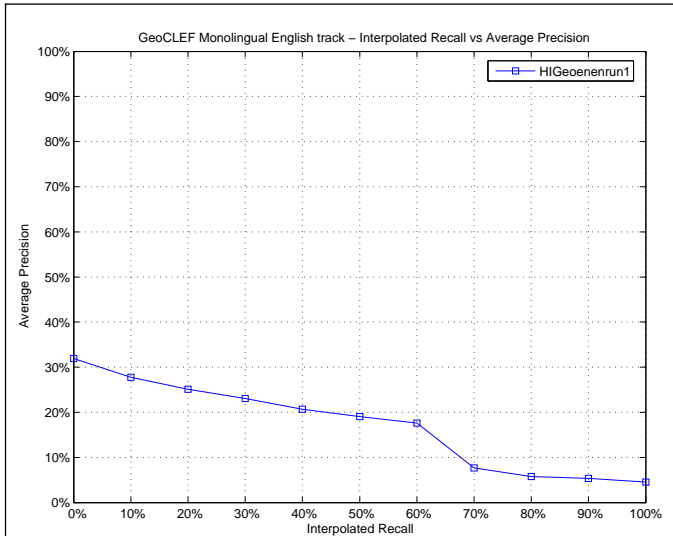




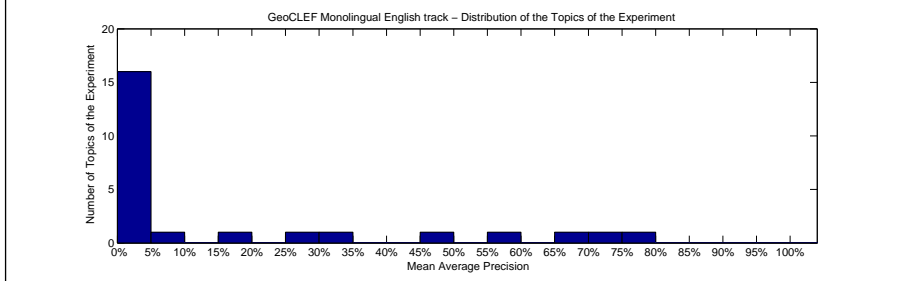
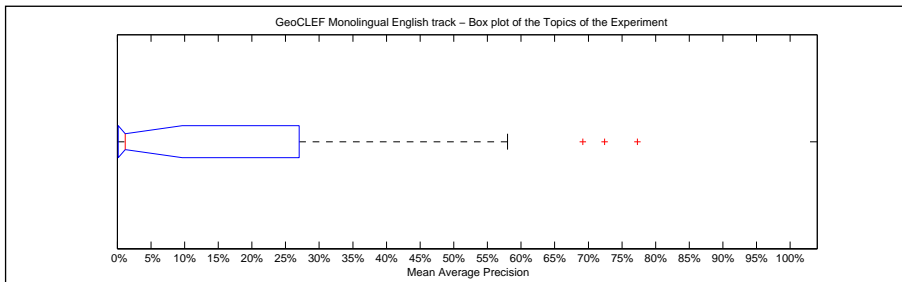
Overall statistics for 25 queries :	
Total number of documents over all queries	
Retrieved	25,000
Relevant	378
Relevant retrieved	210
Geometric Mean Average Precision	0.0080
Binary Preference (BPREF)	0.1544

Priority	4
Query Construction	AUTOMATIC
Source Language	English
Topic Fields	title, description
Pooled	false
no BRF base run, stem snowball	

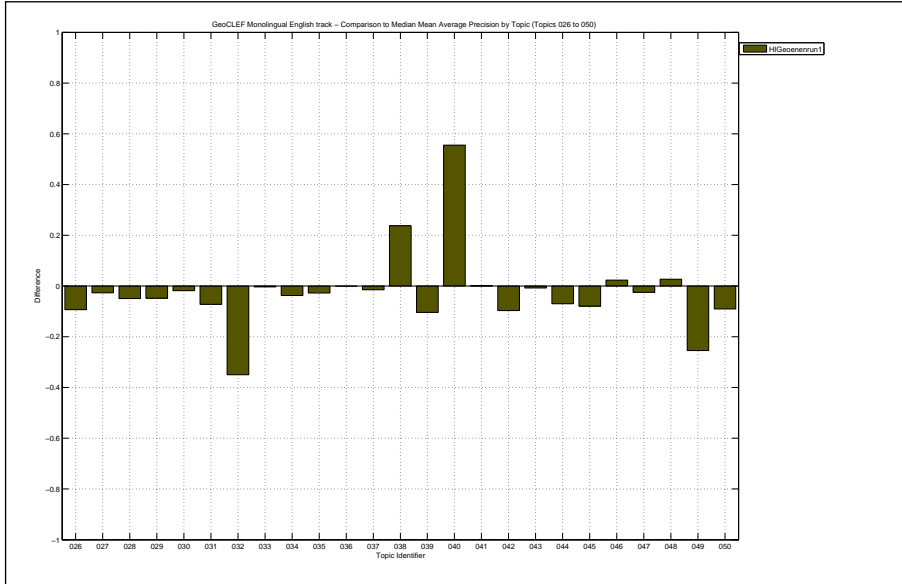
Interploated Recall (%)	Precision Averages (%)
0	31.94
10	27.76
20	25.08
30	23.05
40	20.67
50	19.02
60	17.63
70	7.65
80	5.76
90	5.35
100	4.50
Average precision (non-interpolated) for all relevant documents (averaged over queries)	
	16.76



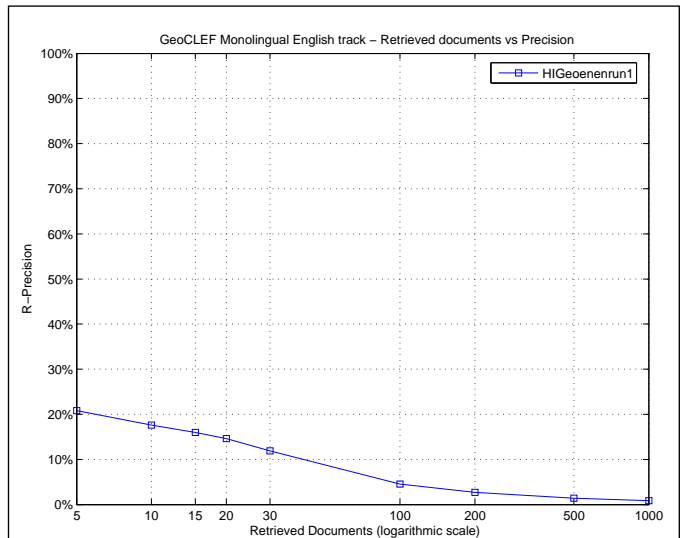
Mean Average Precision	
Maximum	0.7728
Minimum	0.0000
First Quartile	0.0013
Second Quartile	0.0118
Third Quartile	0.2704
Interquartile range	0.2692
Mean	0.1676
Standard Deviation	0.2634
Lower Outlier Threshold	0.0000
Upper Outlier Threshold	0.5799
Mean With No Outliers	0.0909
Std With No Outliers	0.1669



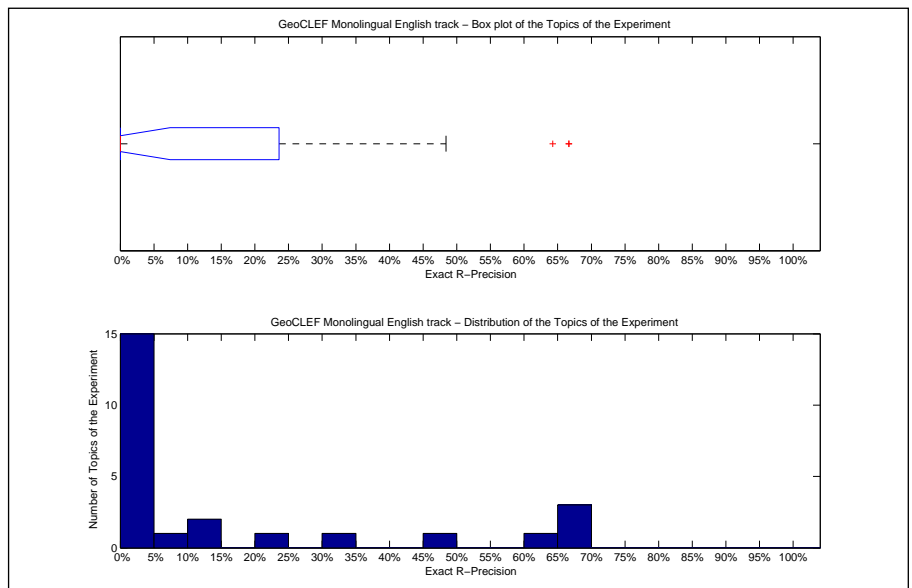
Precision averages (%) for individual queries			
Topic 026	0.62	Topic 039	0.83
Topic 027	0.00	Topic 040	77.28
Topic 028	0.16	Topic 041	0.38
Topic 029	5.66	Topic 042	0.00
Topic 030	57.99	Topic 043	0.02
Topic 031	18.88	Topic 044	3.69
Topic 032	46.48	Topic 045	0.30
Topic 033	0.00	Topic 046	69.17
Topic 034	33.16	Topic 047	1.18
Topic 035	0.03	Topic 048	72.40
Topic 036	0.00	Topic 049	1.20
Topic 037	0.32	Topic 050	4.16
Topic 038	25.00		



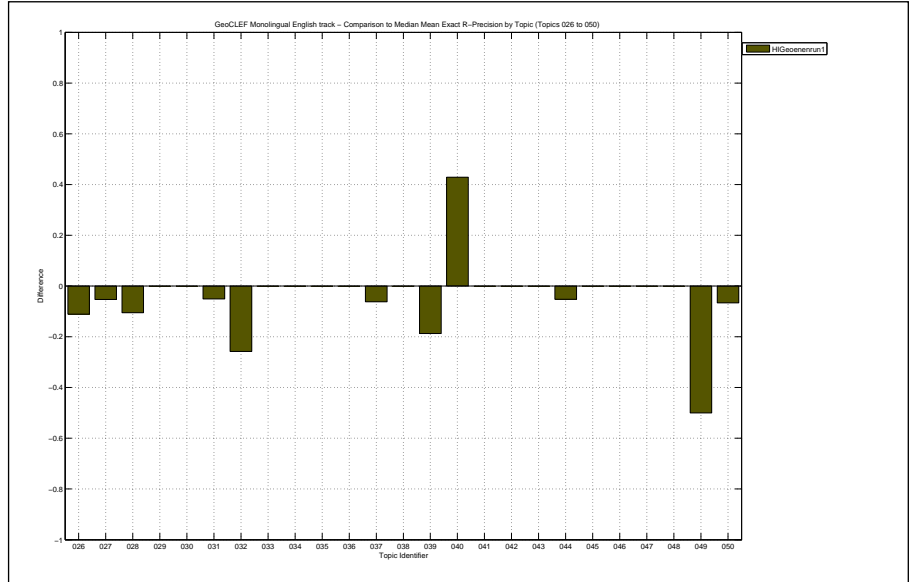
Docs Cutoff Levels	Precision at DCL (%)
5 docs	20.80
10 docs	17.60
15 docs	16.00
20 docs	14.60
30 docs	11.87
100 docs	4.56
200 docs	2.70
500 docs	1.38
1000 docs	0.84
R-Precision (precision after R document retrieved, where R = Relevant retrieved)	
	15.95



Exact R-Precision	
Maximum	0.6667
Minimum	0.0000
First Quartile	0.0000
Second Quartile	0.0000
Third Quartile	0.2359
Interquartile range	0.2359
Mean	0.1595
Standard Deviation	0.2522
Lower Outlier Threshold	0.0000
Upper Outlier Threshold	0.4839
Mean With No Outliers	0.0641
Std With No Outliers	0.1285



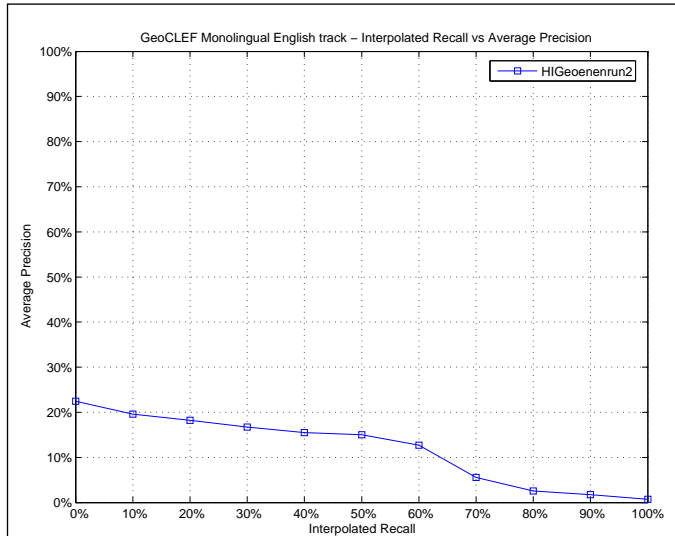
Precision averages (%) for individual queries			
Topic 026	0.00	Topic 039	0.00
Topic 027	0.00	Topic 040	64.29
Topic 028	0.00	Topic 041	0.00
Topic 029	11.11	Topic 042	0.00
Topic 030	66.67	Topic 043	0.00
Topic 031	20.34	Topic 044	10.53
Topic 032	48.39	Topic 045	0.00
Topic 033	0.00	Topic 046	66.67
Topic 034	33.33	Topic 047	4.17
Topic 035	0.00	Topic 048	66.67
Topic 036	0.00	Topic 049	0.00
Topic 037	0.00	Topic 050	6.67
Topic 038	0.00		



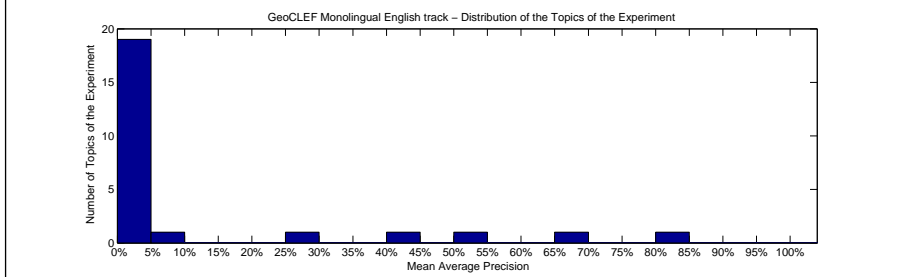
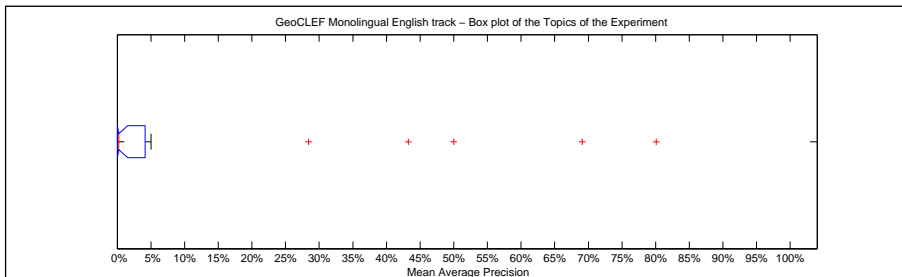
Overall statistics for 25 queries :	
Total number of documents over all queries	
Retrieved	21,673
Relevant	378
Relevant retrieved	164
Geometric Mean Average Precision	0.0018
Binary Preference (BPREF)	0.1140

Priority	2
Query Construction	AUTOMATIC
Source Language	English
Topic Fields	title, description
Pooled	false
Experiment with BRF(5docs,25terms) with NE-recognition and weighting, also within the BRF	

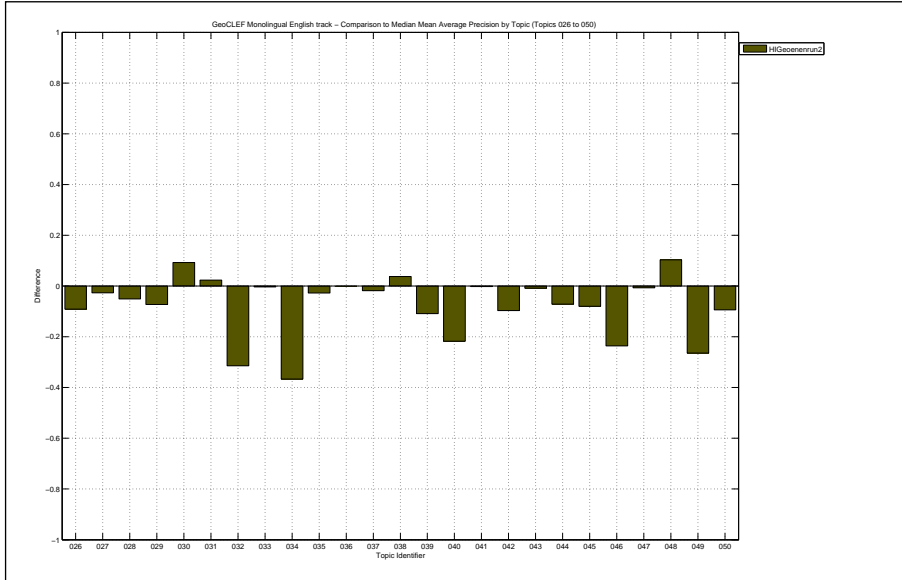
Interploated Recall (%)	Precision Averages (%)
0	22.44
10	19.60
20	18.23
30	16.75
40	15.53
50	15.04
60	12.73
70	5.54
80	2.57
90	1.73
100	0.72
Average precision (non-interpolated) for all relevant documents (averaged over queries)	
	11.66



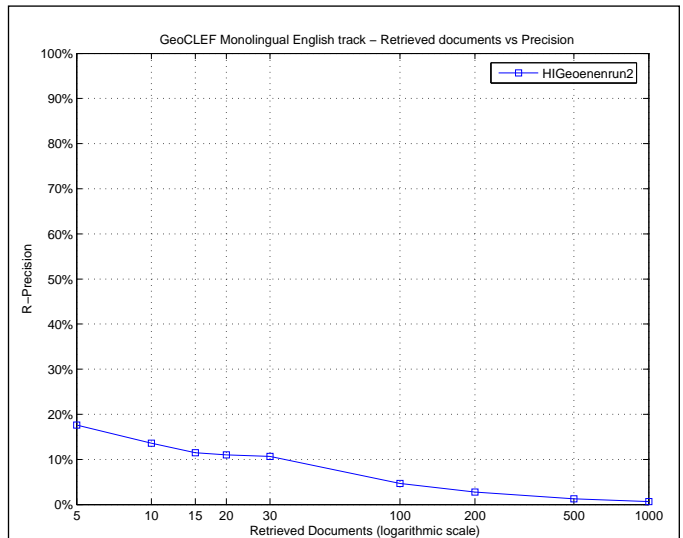
Mean Average Precision	
Maximum	0.8007
Minimum	0.0000
First Quartile	0.0000
Second Quartile	0.0024
Third Quartile	0.0413
Interquartile range	0.0413
Mean	0.1166
Standard Deviation	0.2331
Lower Outlier Threshold	0.0000
Upper Outlier Threshold	0.0500
Mean With No Outliers	0.0103
Std With No Outliers	0.0165



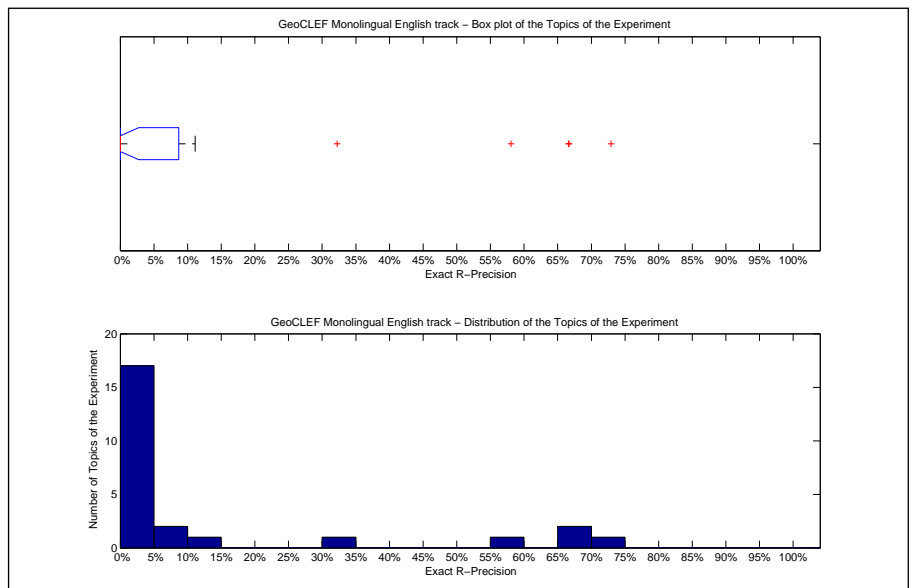
Precision averages (%) for individual queries			
Topic 026	0.89	Topic 039	0.35
Topic 027	0.03	Topic 040	0.00
Topic 028	0.00	Topic 041	0.00
Topic 029	3.19	Topic 042	0.00
Topic 030	69.12	Topic 043	0.00
Topic 031	28.44	Topic 044	3.57
Topic 032	50.00	Topic 045	0.23
Topic 033	0.00	Topic 046	43.24
Topic 034	0.24	Topic 047	2.95
Topic 035	0.00	Topic 048	80.07
Topic 036	0.00	Topic 049	0.22
Topic 037	0.01	Topic 050	3.84
Topic 038	5.00		



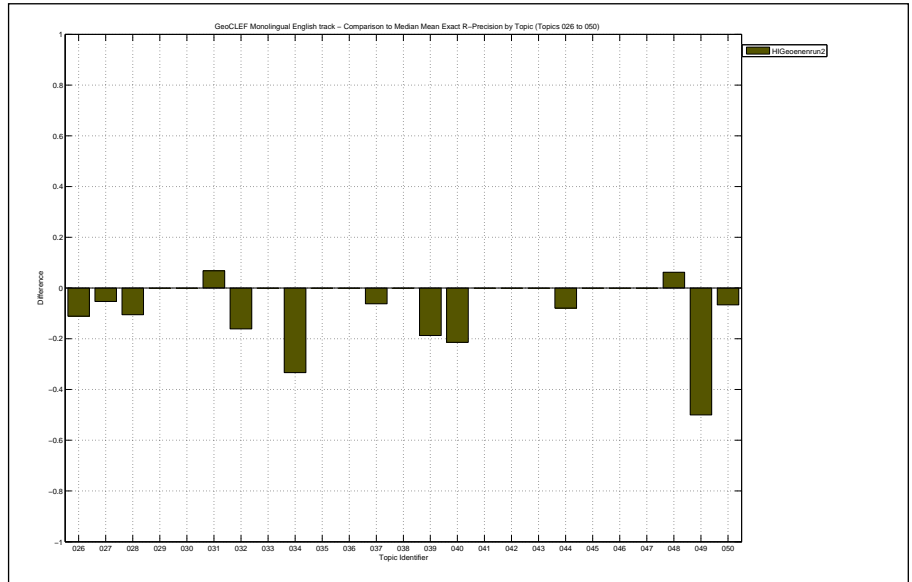
Docs Cutoff Levels	Precision at DCL (%)
5 docs	17.60
10 docs	13.60
15 docs	11.47
20 docs	11.00
30 docs	10.67
100 docs	4.64
200 docs	2.78
500 docs	1.26
1000 docs	0.66
R-Precision (precision after R document retrieved, where R = Relevant retrieved)	
	13.05



Exact R-Precision	
Maximum	0.7292
Minimum	0.0000
First Quartile	0.0000
Second Quartile	0.0000
Third Quartile	0.0870
Interquartile range	0.0870
Mean	0.1305
Standard Deviation	0.2467
Lower Outlier Threshold	0.0000
Upper Outlier Threshold	0.1111
Mean With No Outliers	0.0149
Std With No Outliers	0.0327



Precision averages (%) for individual queries			
Topic 026	0.00	Topic 039	0.00
Topic 027	0.00	Topic 040	0.00
Topic 028	0.00	Topic 041	0.00
Topic 029	11.11	Topic 042	0.00
Topic 030	66.67	Topic 043	0.00
Topic 031	32.20	Topic 044	7.89
Topic 032	58.06	Topic 045	0.00
Topic 033	0.00	Topic 046	66.67
Topic 034	0.00	Topic 047	4.17
Topic 035	0.00	Topic 048	72.92
Topic 036	0.00	Topic 049	0.00
Topic 037	0.00	Topic 050	6.67
Topic 038	0.00		



Overall statistics for 25 queries :	
Total number of documents over all queries	
Retrieved	7,030
Relevant	378
Relevant retrieved	182
Geometric Mean Average Precision	0.0166
Binary Preference (BPREF)	0.1984

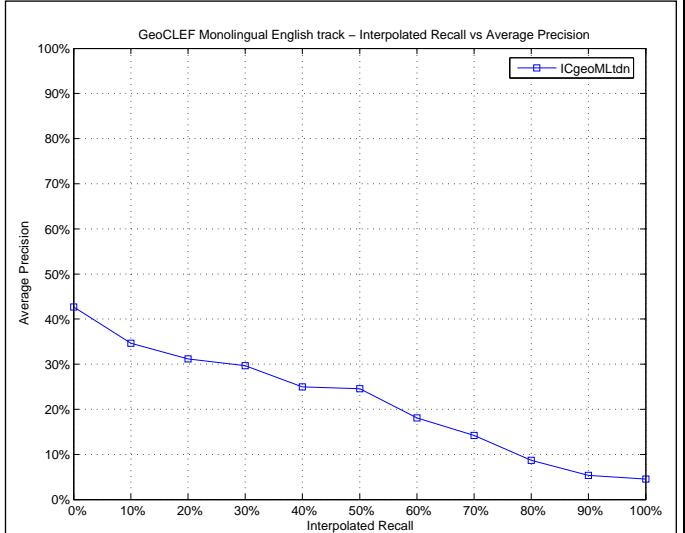
Priority	2
Query Construction	MANUAL
Source Language	English
Topic Fields	title, description, narrative
Pooled	true

String and Geographic terms were taken from the Title, Description and Narrative and manually parsed into queries with no extra world knowledge

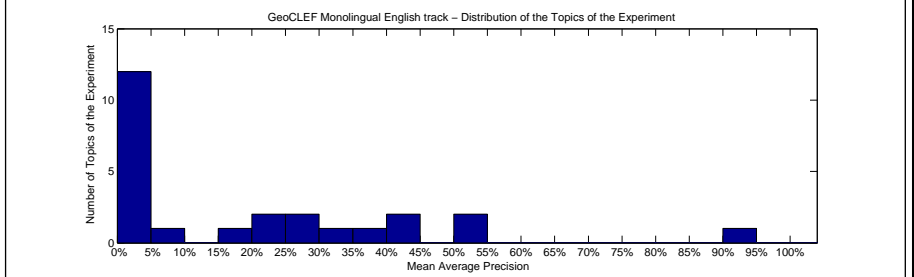
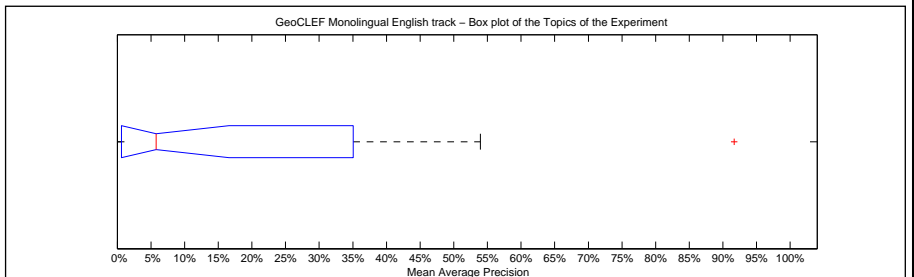
Interpolated Recall (%)	Precision Averages (%)
0	42.69
10	34.66
20	31.13
30	29.65
40	24.96
50	24.57
60	18.10
70	14.22
80	8.66
90	5.37
100	4.50

Average precision (non-interpolated) for all relevant documents (averaged over queries)

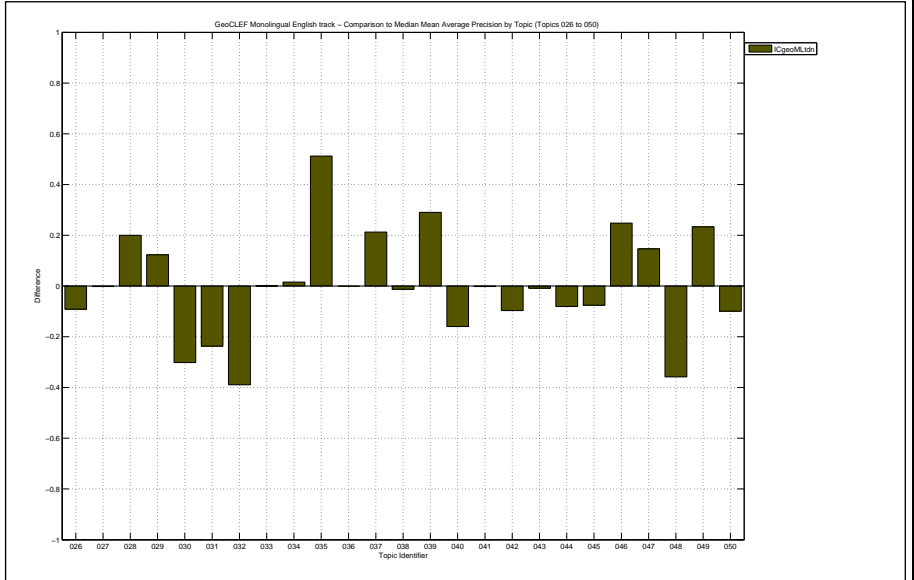
19.53



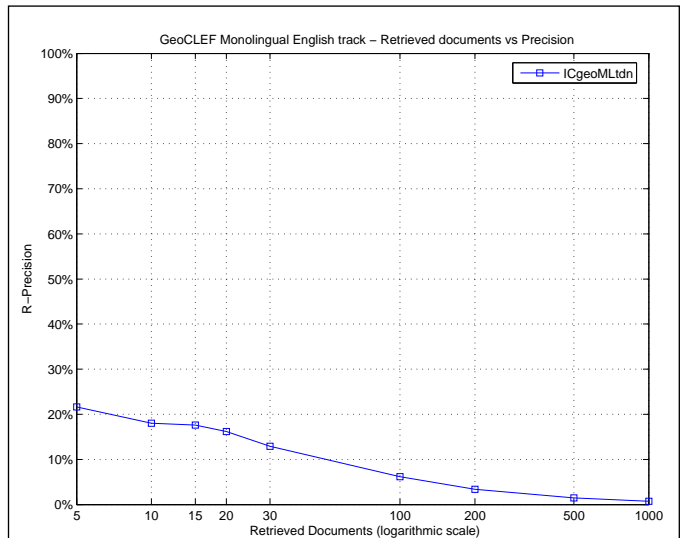
Mean Average Precision	
Maximum	0.9167
Minimum	0.0000
First Quartile	0.0063
Second Quartile	0.0578
Third Quartile	0.3506
Interquartile range	0.3443
Mean	0.1953
Standard Deviation	0.2353
Lower Outlier Threshold	0.0000
Upper Outlier Threshold	0.5397
Mean With No Outliers	0.1653
Std With No Outliers	0.1850



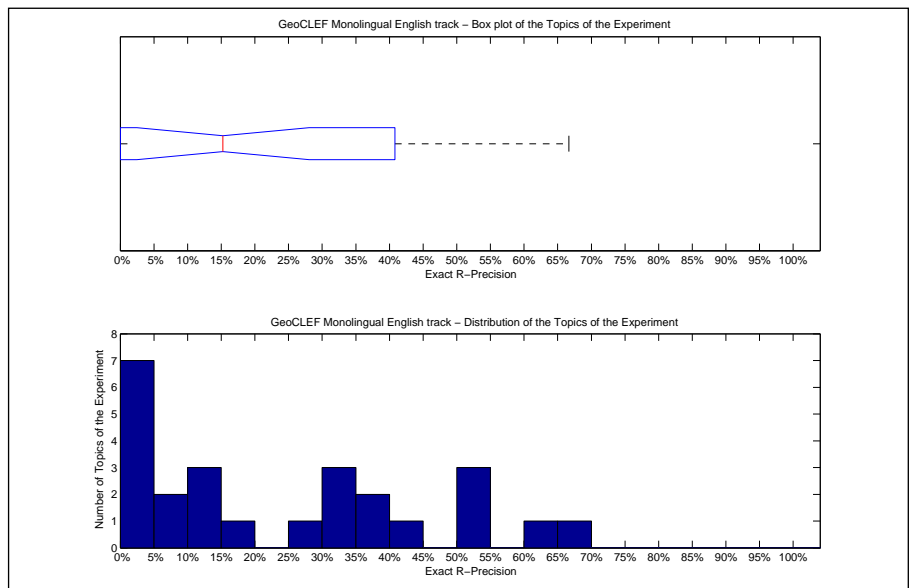
Precision averages (%) for individual queries			
Topic 026	0.84	Topic 039	40.21
Topic 027	2.53	Topic 040	5.78
Topic 028	25.06	Topic 041	0.00
Topic 029	22.77	Topic 042	0.00
Topic 030	29.64	Topic 043	0.00
Topic 031	2.43	Topic 044	2.63
Topic 032	42.52	Topic 045	0.69
Topic 033	0.42	Topic 046	91.67
Topic 034	38.46	Topic 047	18.25
Topic 035	53.97	Topic 048	33.92
Topic 036	0.00	Topic 049	50.00
Topic 037	23.09	Topic 050	3.38
Topic 038	0.00		



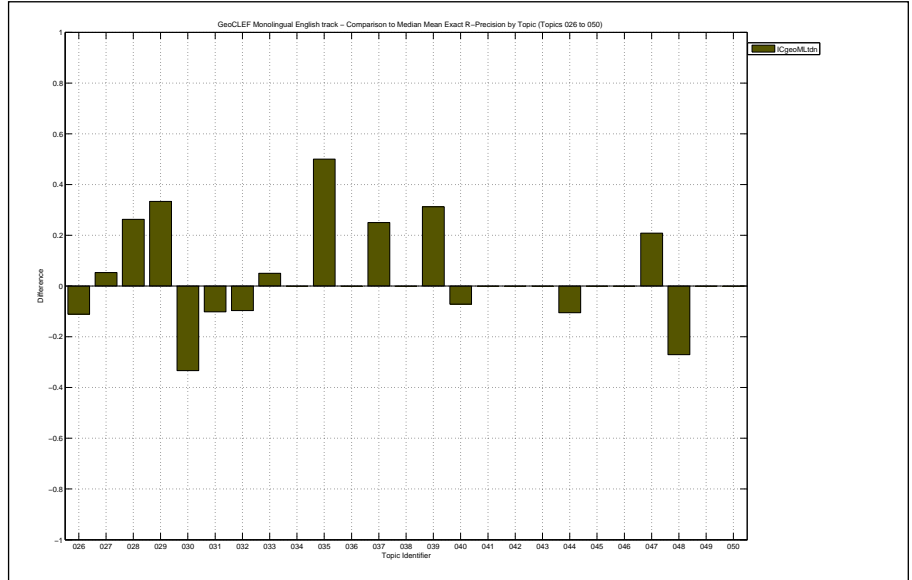
Docs Cutoff Levels	Precision at DCL (%)
5 docs	21.60
10 docs	18.00
15 docs	17.60
20 docs	16.20
30 docs	12.93
100 docs	6.16
200 docs	3.38
500 docs	1.43
1000 docs	0.73
R-Precision (precision after R document retrieved, where R = Relevant retrieved)	
	23.55



Exact R-Precision	
Maximum	0.6667
Minimum	0.0000
First Quartile	0.0000
Second Quartile	0.1525
Third Quartile	0.4080
Interquartile range	0.4080
Mean	0.2355
Standard Deviation	0.2213
Lower Outlier Threshold	0.0000
Upper Outlier Threshold	0.6667
Mean With No Outliers	0.2355
Std With No Outliers	0.2213



Precision averages (%) for individual queries			
Topic 026	0.00	Topic 039	50.00
Topic 027	10.53	Topic 040	14.29
Topic 028	36.84	Topic 041	0.00
Topic 029	44.44	Topic 042	0.00
Topic 030	33.33	Topic 043	0.00
Topic 031	15.25	Topic 044	5.26
Topic 032	64.52	Topic 045	0.00
Topic 033	5.00	Topic 046	66.67
Topic 034	33.33	Topic 047	25.00
Topic 035	50.00	Topic 048	39.58
Topic 036	0.00	Topic 049	50.00
Topic 037	31.25	Topic 050	13.33
Topic 038	0.00		



Overall statistics for 25 queries :

Total number of documents over all queries	
Retrieved	8,863
Relevant	378
Relevant retrieved	165
Geometric Mean Average Precision	0.0123
Binary Preference (BPREF)	0.1658

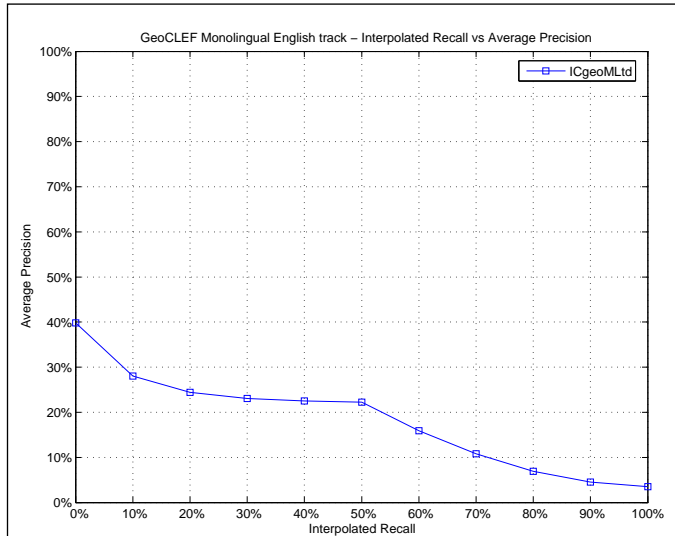
Priority	1
Query Construction	MANUAL
Source Language	English
Topic Fields	title, description
Pooled	true

String and Geographic terms were taken from the Title and Description and manually parsed into queries with no extra world knowledge

Interploated Recall (%)	Precision Averages (%)
0	39.84
10	28.03
20	24.39
30	23.08
40	22.54
50	22.23
60	15.89
70	10.81
80	6.91
90	4.56
100	3.53

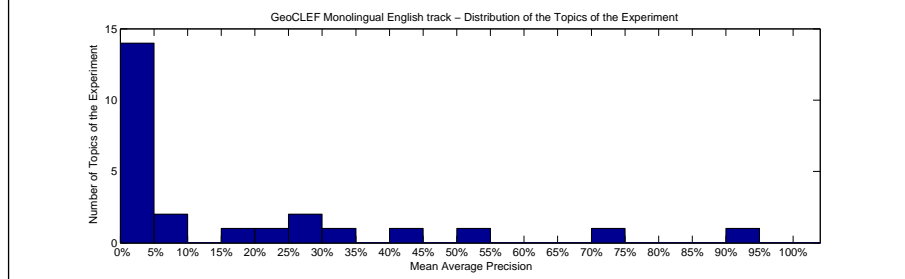
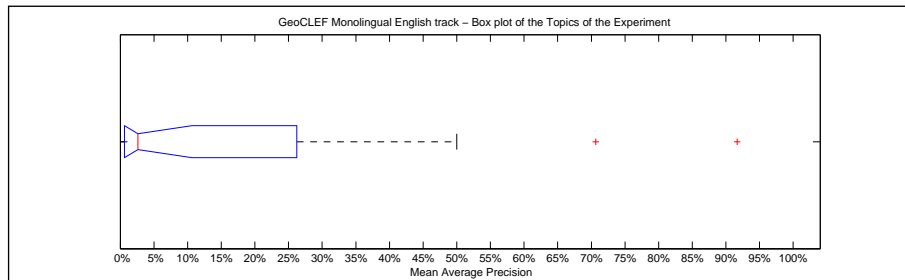
Average precision (non-interpolated) for all relevant documents (averaged over queries)

16.49



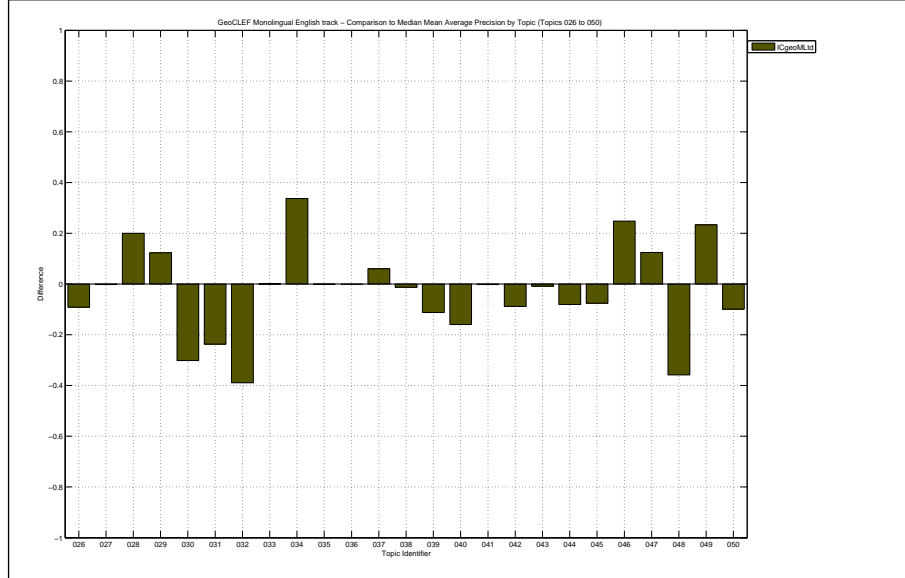
Mean Average Precision

Maximum	0.9167
Minimum	0.0000
First Quartile	0.0063
Second Quartile	0.0263
Third Quartile	0.2621
Interquartile range	0.2559
Mean	0.1649
Standard Deviation	0.2456
Lower Outlier Threshold	0.0000
Upper Outlier Threshold	0.5000
Mean With No Outliers	0.1087
Std With No Outliers	0.1531

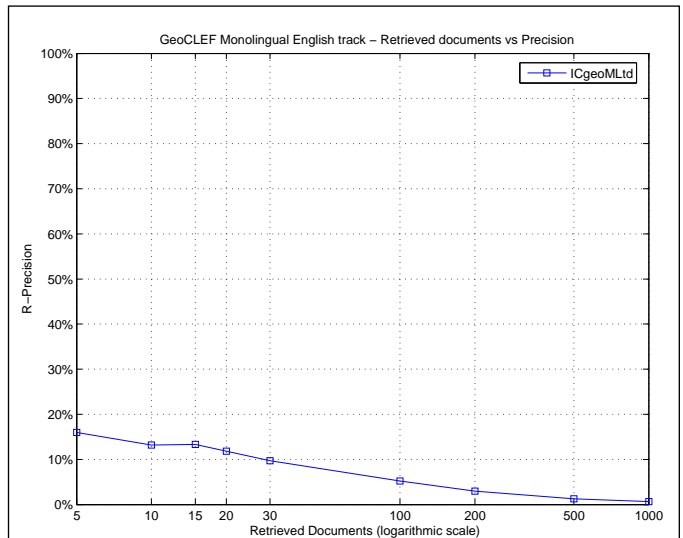


Precision averages (%) for individual queries

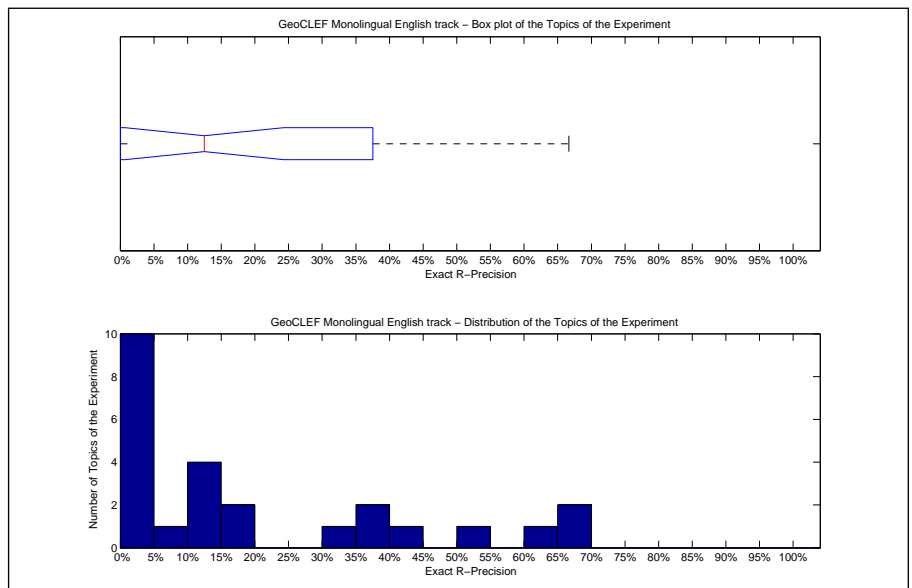
Topic 026	0.84	Topic 039	0.00
Topic 027	2.53	Topic 040	5.78
Topic 028	25.07	Topic 041	0.00
Topic 029	22.77	Topic 042	0.86
Topic 030	29.64	Topic 043	0.00
Topic 031	2.43	Topic 044	2.63
Topic 032	42.52	Topic 045	0.69
Topic 033	0.42	Topic 046	91.67
Topic 034	70.67	Topic 047	16.04
Topic 035	2.61	Topic 048	33.92
Topic 036	0.00	Topic 049	50.00
Topic 037	7.81	Topic 050	3.38
Topic 038	0.00		



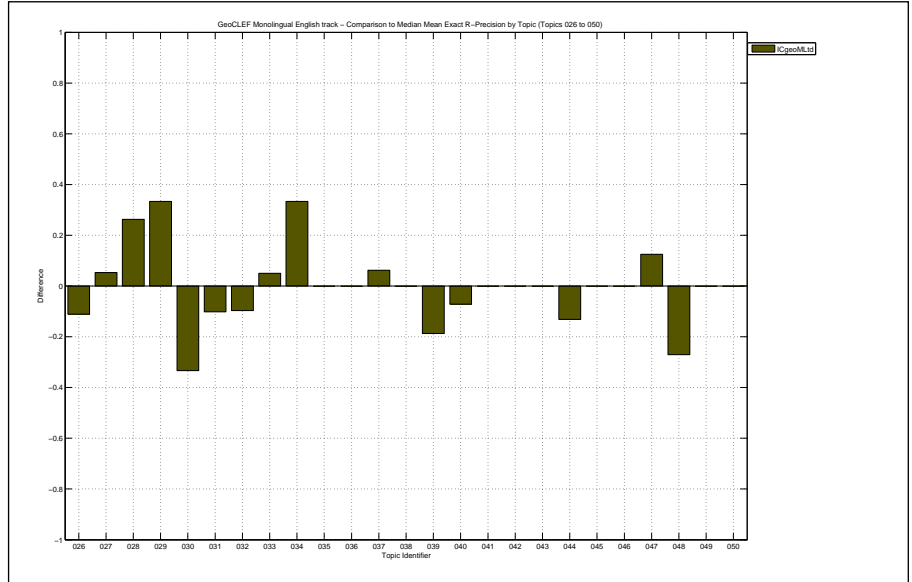
Docs Cutoff Levels	Precision at DCL (%)
5 docs	16.00
10 docs	13.20
15 docs	13.33
20 docs	11.80
30 docs	9.73
100 docs	5.24
200 docs	2.98
500 docs	1.28
1000 docs	0.66
R-Precision (precision after R document retrieved, where R = Relevant retrieved)	
	19.69



Exact R-Precision	
Maximum	0.6667
Minimum	0.0000
First Quartile	0.0000
Second Quartile	0.1250
Third Quartile	0.3753
Interquartile range	0.3753
Mean	0.1969
Standard Deviation	0.2333
Lower Outlier Threshold	0.0000
Upper Outlier Threshold	0.6667
Mean With No Outliers	0.1969
Std With No Outliers	0.2333



Precision averages (%) for individual queries			
Topic 026	0.00	Topic 039	0.00
Topic 027	10.53	Topic 040	14.29
Topic 028	36.84	Topic 041	0.00
Topic 029	44.44	Topic 042	0.00
Topic 030	33.33	Topic 043	0.00
Topic 031	15.25	Topic 044	2.63
Topic 032	64.52	Topic 045	0.00
Topic 033	5.00	Topic 046	66.67
Topic 034	66.67	Topic 047	16.67
Topic 035	0.00	Topic 048	39.58
Topic 036	0.00	Topic 049	50.00
Topic 037	12.50	Topic 050	13.33
Topic 038	0.00		





Overall statistics for 25 queries :	
Total number of documents over all queries	
Retrieved	25,000
Relevant	378
Relevant retrieved	317
Geometric Mean Average Precision	0.0465
Binary Preference (BPREF)	0.1879

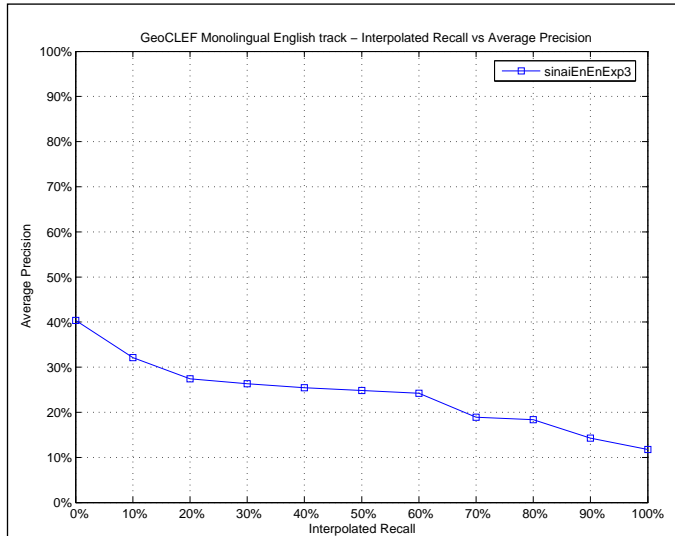
Priority	3
Query Construction	AUTOMATIC
Source Language	English
Topic Fields	title, description
Pooled	false

Expansión con geonames

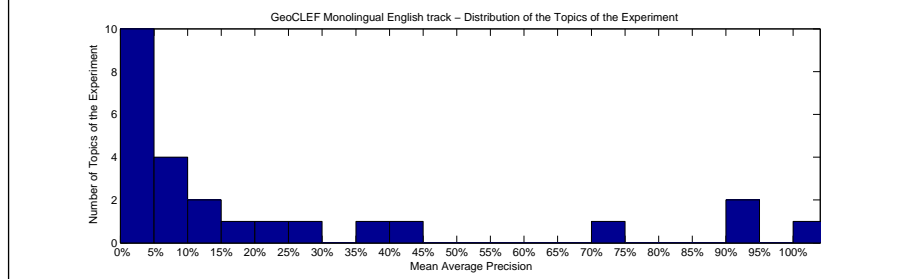
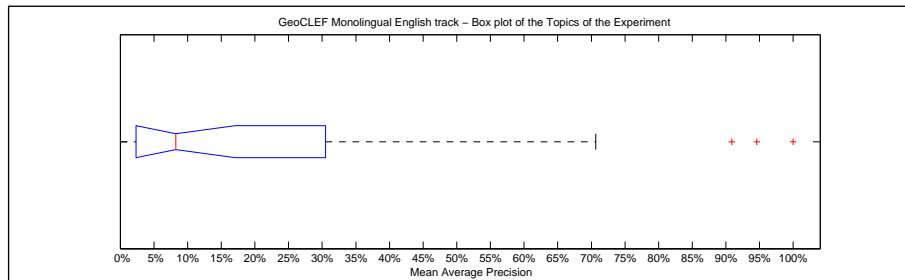
Interploated Recall (%)	Precision Averages (%)
0	40.37
10	32.13
20	27.43
30	26.36
40	25.47
50	24.85
60	24.22
70	18.88
80	18.34
90	14.28
100	11.75

Average precision (non-interpolated) for all relevant documents (averaged over queries)

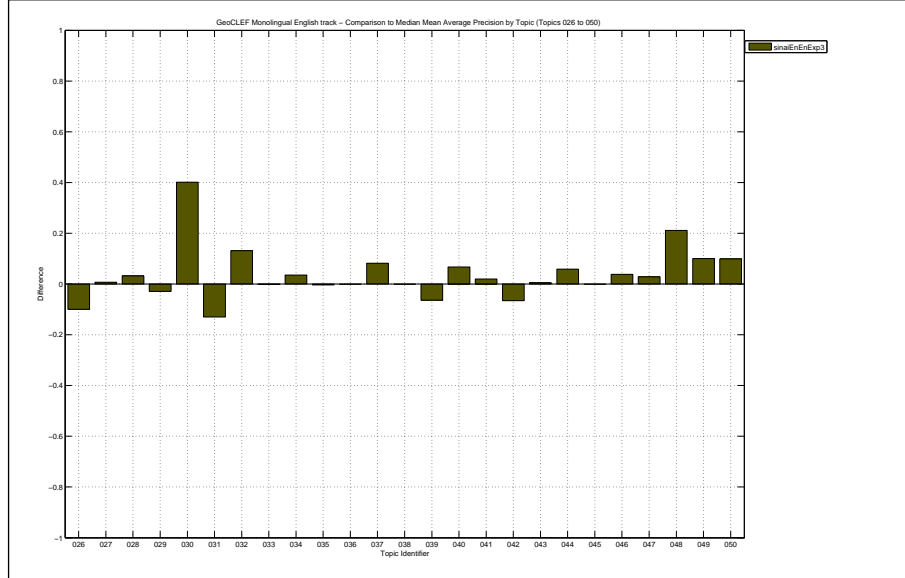
22.95



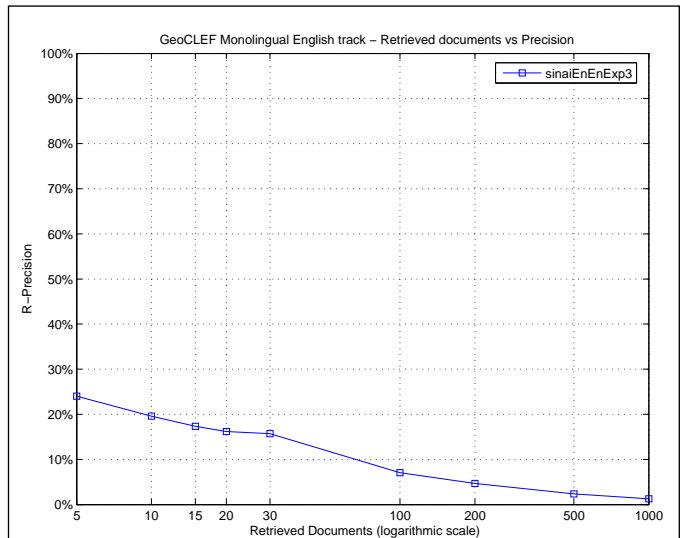
Mean Average Precision	
Maximum	1.0000
Minimum	0.0000
First Quartile	0.0234
Second Quartile	0.0823
Third Quartile	0.3049
Interquartile range	0.2815
Mean	0.2295
Standard Deviation	0.3175
Lower Outlier Threshold	0.0000
Upper Outlier Threshold	0.7067
Mean With No Outliers	0.1311
Std With No Outliers	0.1743



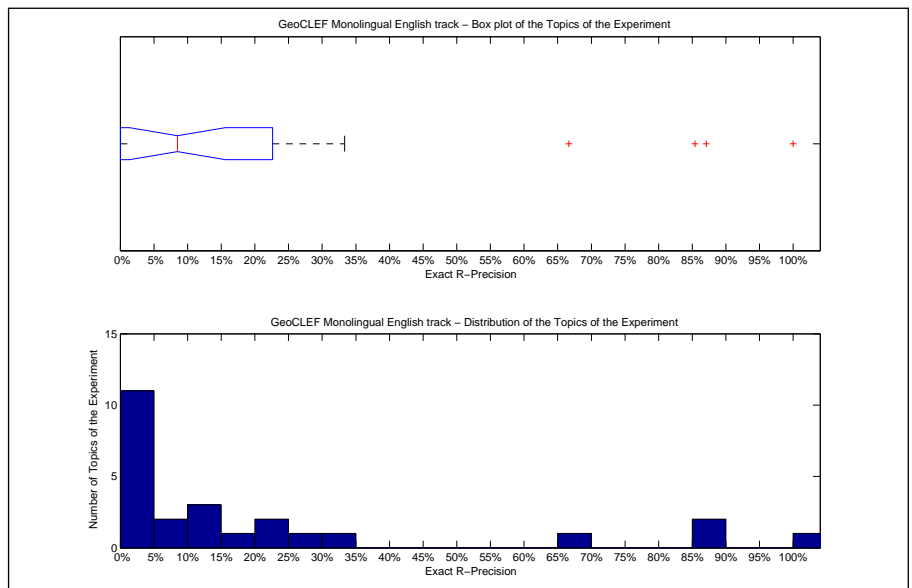
Precision averages (%) for individual queries			
Topic 026	0.00	Topic 039	4.83
Topic 027	3.39	Topic 040	28.43
Topic 028	8.27	Topic 041	2.22
Topic 029	7.53	Topic 042	3.14
Topic 030	100.00	Topic 043	1.34
Topic 031	13.09	Topic 044	16.59
Topic 032	94.60	Topic 045	8.23
Topic 033	0.24	Topic 046	70.67
Topic 034	40.48	Topic 047	6.47
Topic 035	2.38	Topic 048	90.86
Topic 036	0.00	Topic 049	36.67
Topic 037	10.02	Topic 050	23.13
Topic 038	1.27		



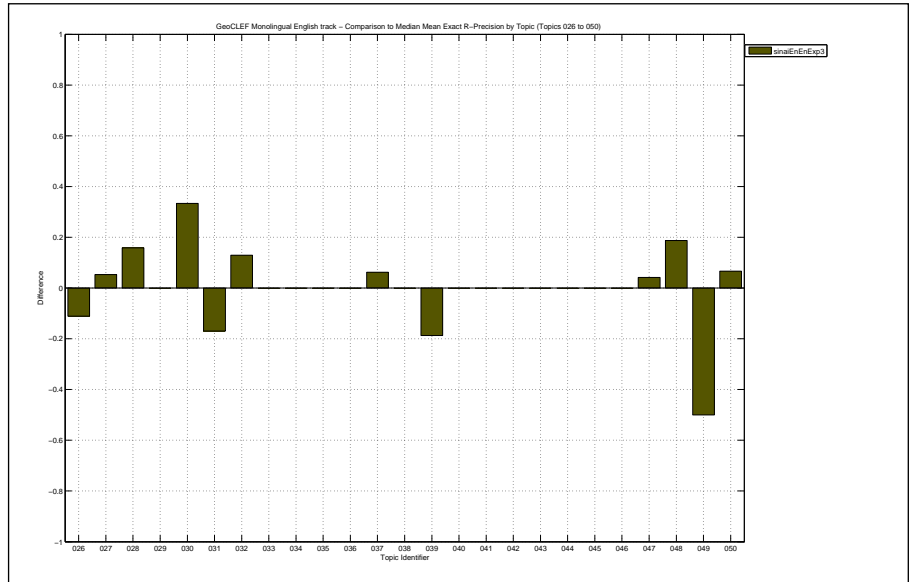
Docs Cutoff Levels	Precision at DCL (%)
5 docs	24.00
10 docs	19.60
15 docs	17.33
20 docs	16.20
30 docs	15.73
100 docs	7.08
200 docs	4.70
500 docs	2.38
1000 docs	1.27
R-Precision (precision after R document retrieved, where R = Relevant retrieved)	
	20.28



Exact R-Precision	
Maximum	1.0000
Minimum	0.0000
First Quartile	0.0000
Second Quartile	0.0847
Third Quartile	0.2265
Interquartile range	0.2265
Mean	0.2028
Standard Deviation	0.3061
Lower Outlier Threshold	0.0000
Upper Outlier Threshold	0.3333
Mean With No Outliers	0.0799
Std With No Outliers	0.1025



Precision averages (%) for individual queries			
Topic 026	0.00	Topic 039	0.00
Topic 027	10.53	Topic 040	21.43
Topic 028	26.32	Topic 041	0.00
Topic 029	11.11	Topic 042	0.00
Topic 030	100.00	Topic 043	0.00
Topic 031	8.47	Topic 044	15.79
Topic 032	87.10	Topic 045	0.00
Topic 033	0.00	Topic 046	66.67
Topic 034	33.33	Topic 047	8.33
Topic 035	0.00	Topic 048	85.42
Topic 036	0.00	Topic 049	0.00
Topic 037	12.50	Topic 050	20.00
Topic 038	0.00		



Overall statistics for 25 queries :	
Total number of documents over all queries	
Retrieved	25,000
Relevant	378
Relevant retrieved	291
Geometric Mean Average Precision	0.0482
Binary Preference (BPREF)	0.2907

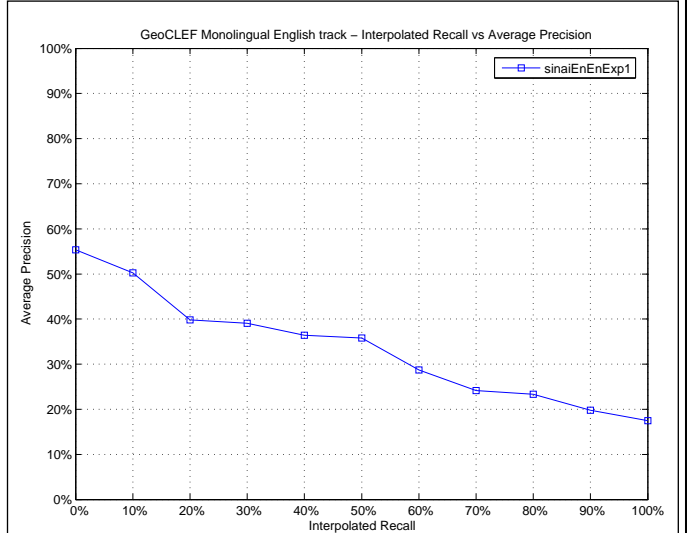
Priority	1
Query Construction	AUTOMATIC
Source Language	English
Topic Fields	title, description, narrative
Pooled	true

Caso base

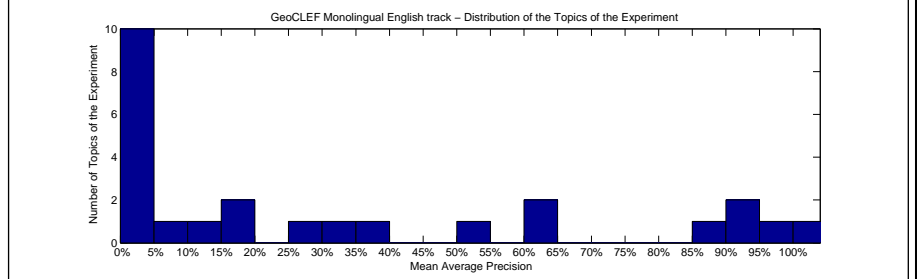
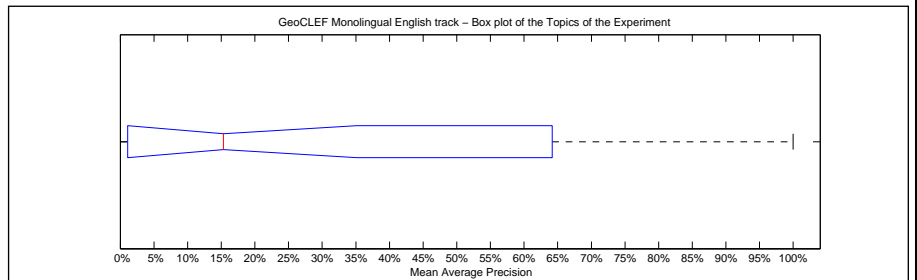
Interploated Recall (%)	Precision Averages (%)
0	55.37
10	50.26
20	39.83
30	39.10
40	36.40
50	35.78
60	28.73
70	24.12
80	23.30
90	19.80
100	17.44

Average precision (non-interpolated) for all relevant documents (averaged over queries)

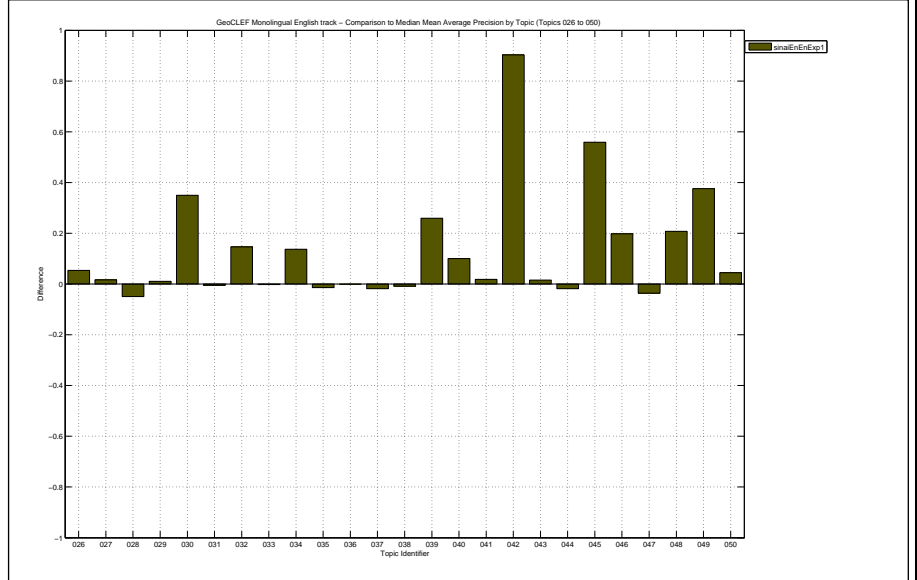
32.24



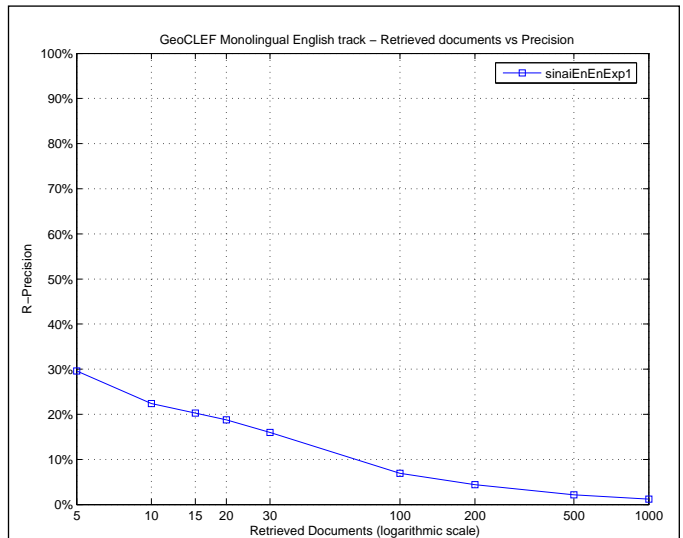
Mean Average Precision	
Maximum	1.0000
Minimum	0.0000
First Quartile	0.0111
Second Quartile	0.1533
Third Quartile	0.6417
Interquartile range	0.6306
Mean	0.3224
Standard Deviation	0.3685
Lower Outlier Threshold	0.0000
Upper Outlier Threshold	1.0000
Mean With No Outliers	0.3224
Std With No Outliers	0.3685



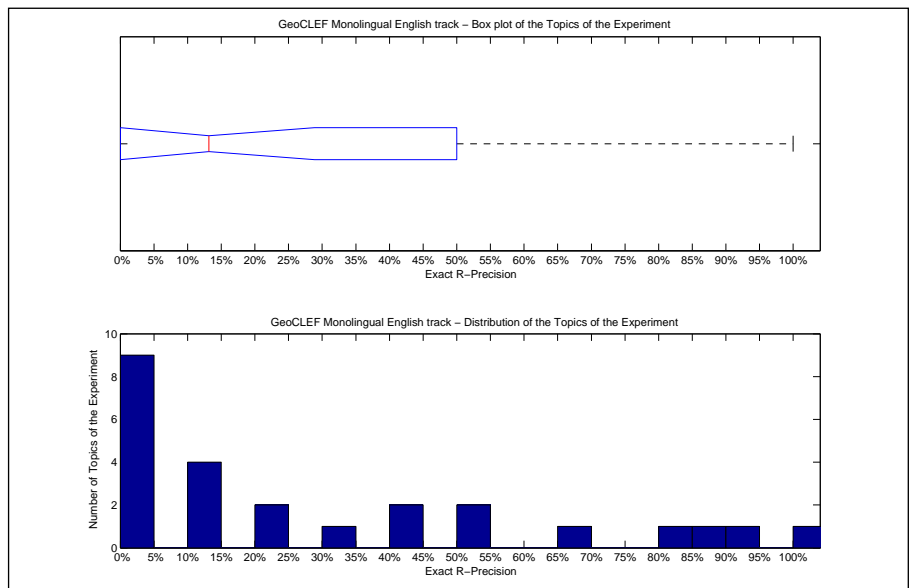
Precision averages (%) for individual queries			
Topic 026	15.33	Topic 039	37.12
Topic 027	4.32	Topic 040	31.81
Topic 028	0.18	Topic 041	2.05
Topic 029	11.49	Topic 042	100.00
Topic 030	94.84	Topic 043	2.39
Topic 031	25.61	Topic 044	8.85
Topic 032	96.05	Topic 045	64.13
Topic 033	0.15	Topic 046	86.67
Topic 034	50.62	Topic 047	0.05
Topic 035	1.34	Topic 048	90.47
Topic 036	0.00	Topic 049	64.29
Topic 037	0.01	Topic 050	17.70
Topic 038	0.40		



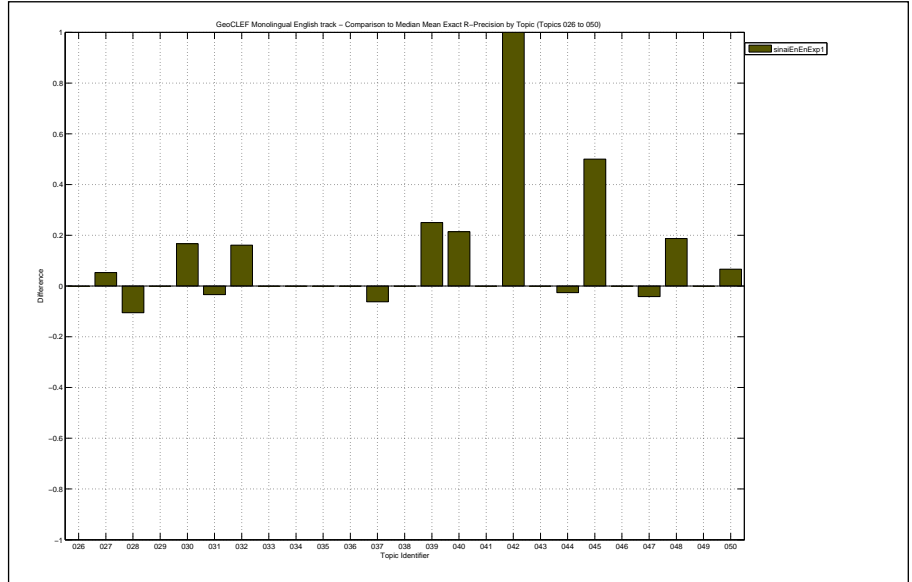
Docs Cutoff Levels	Precision at DCL (%)
5 docs	29.60
10 docs	22.40
15 docs	20.27
20 docs	18.80
30 docs	16.00
100 docs	6.92
200 docs	4.40
500 docs	2.14
1000 docs	1.16
R-Precision (precision after R document retrieved, where R = Relevant retrieved)	
	29.34



Exact R-Precision	
Maximum	1.0000
Minimum	0.0000
First Quartile	0.0000
Second Quartile	0.1316
Third Quartile	0.5000
Interquartile range	0.5000
Mean	0.2934
Standard Deviation	0.3329
Lower Outlier Threshold	0.0000
Upper Outlier Threshold	1.0000
Mean With No Outliers	0.2934
Std With No Outliers	0.3329



Precision averages (%) for individual queries			
Topic 026	11.11	Topic 039	43.75
Topic 027	10.53	Topic 040	42.86
Topic 028	0.00	Topic 041	0.00
Topic 029	11.11	Topic 042	100.00
Topic 030	83.33	Topic 043	0.00
Topic 031	22.03	Topic 044	13.16
Topic 032	90.32	Topic 045	50.00
Topic 033	0.00	Topic 046	66.67
Topic 034	33.33	Topic 047	0.00
Topic 035	0.00	Topic 048	85.42
Topic 036	0.00	Topic 049	50.00
Topic 037	0.00	Topic 050	20.00
Topic 038	0.00		



Overall statistics for 25 queries :	
Total number of documents over all queries	
Retrieved	25,000
Relevant	378
Relevant retrieved	323
Geometric Mean Average Precision	0.0594
Binary Preference (BPREF)	0.2039

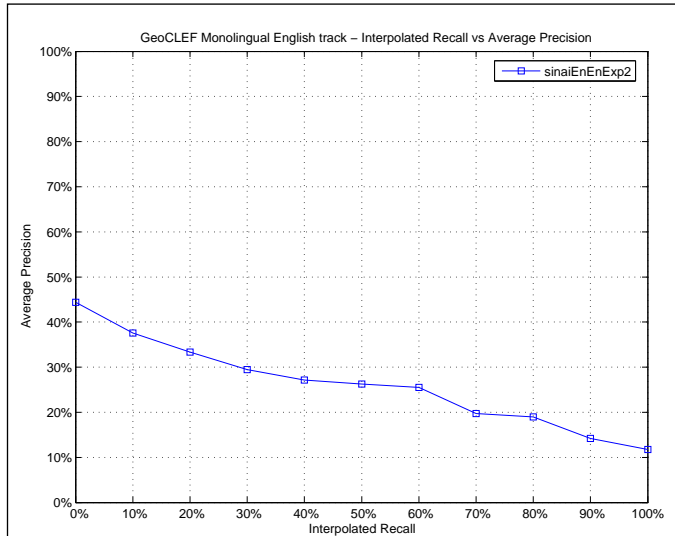
Priority	2
Query Construction	AUTOMATIC
Source Language	English
Topic Fields	title, description
Pooled	true

Caso base

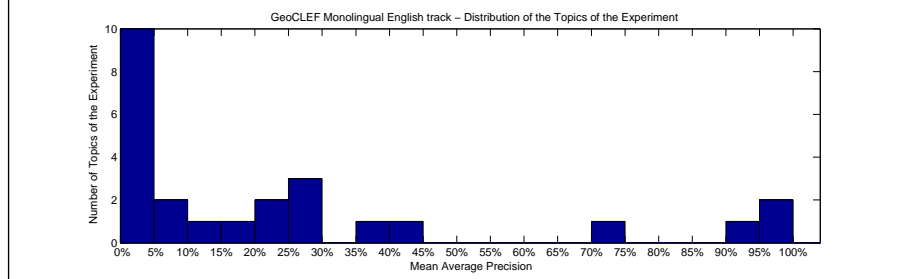
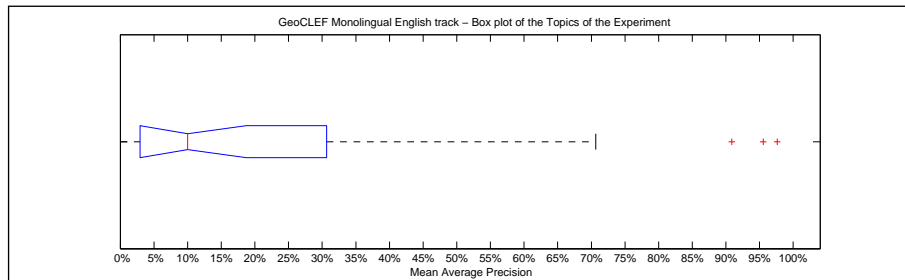
Interploated Recall (%)	Precision Averages (%)
0	44.41
10	37.60
20	33.38
30	29.48
40	27.16
50	26.25
60	25.50
70	19.70
80	18.99
90	14.22
100	11.77

Average precision (non-interpolated) for all relevant documents (averaged over queries)

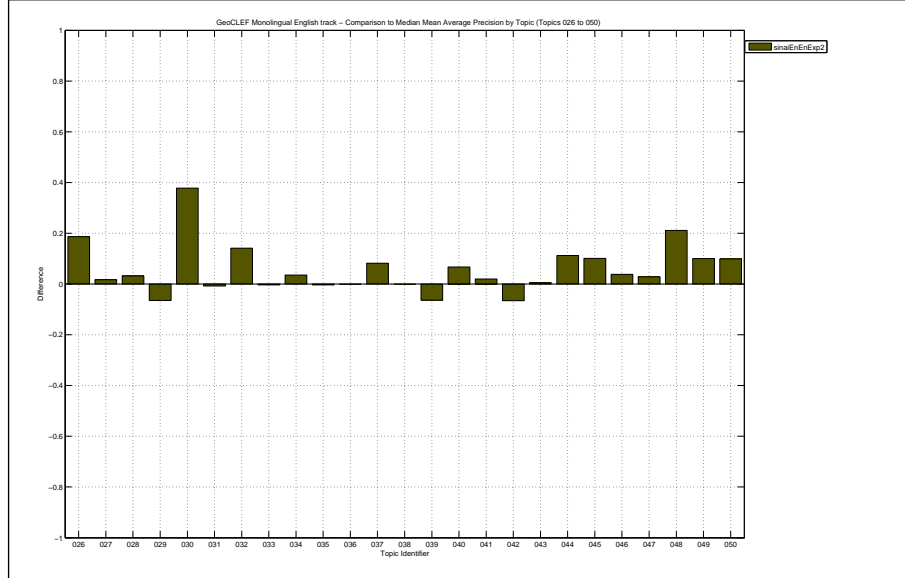
25.04



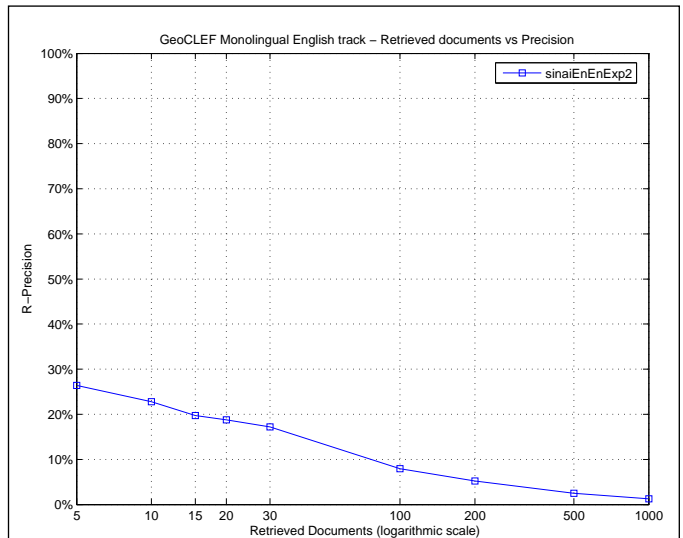
Mean Average Precision	
Maximum	0.9762
Minimum	0.0000
First Quartile	0.0295
Second Quartile	0.1002
Third Quartile	0.3065
Interquartile range	0.2770
Mean	0.2504
Standard Deviation	0.3105
Lower Outlier Threshold	0.0000
Upper Outlier Threshold	0.7067
Mean With No Outliers	0.1554
Std With No Outliers	0.1770



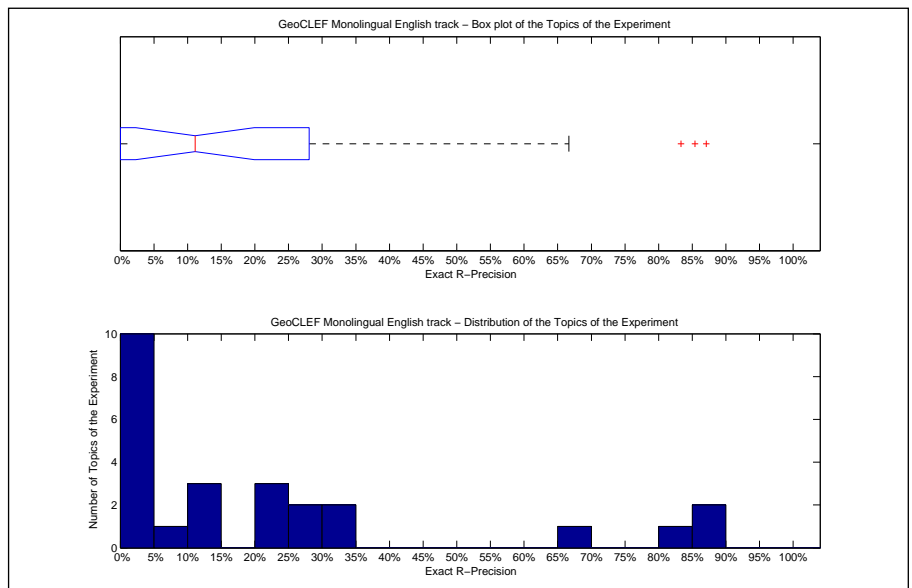
Precision averages (%) for individual queries			
Topic 026	28.64	Topic 039	4.83
Topic 027	4.42	Topic 040	28.43
Topic 028	8.27	Topic 041	2.22
Topic 029	3.99	Topic 042	3.14
Topic 030	97.62	Topic 043	1.34
Topic 031	25.33	Topic 044	21.97
Topic 032	95.56	Topic 045	18.33
Topic 033	0.00	Topic 046	70.67
Topic 034	40.48	Topic 047	6.47
Topic 035	2.38	Topic 048	90.86
Topic 036	0.00	Topic 049	36.67
Topic 037	10.02	Topic 050	23.13
Topic 038	1.27		



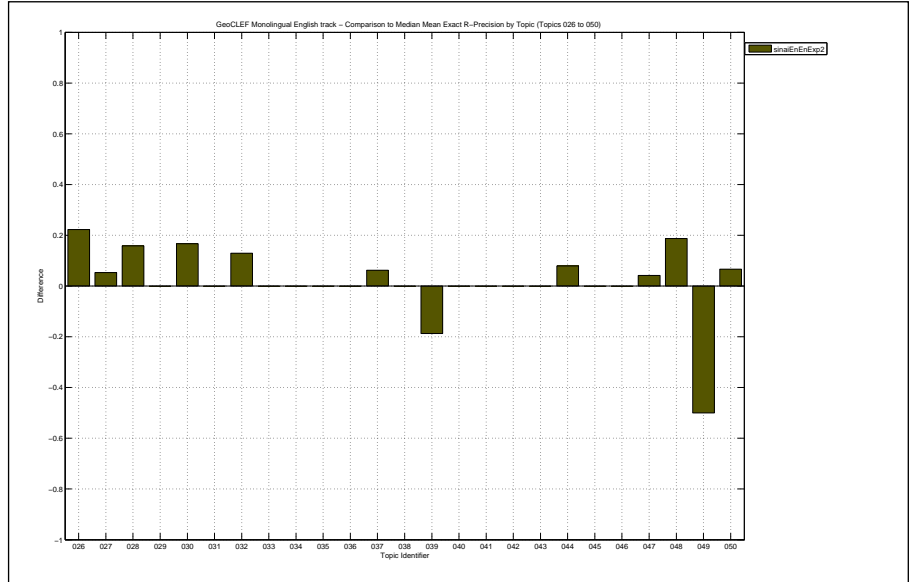
Docs Cutoff Levels	Precision at DCL (%)
5 docs	26.40
10 docs	22.80
15 docs	19.73
20 docs	18.80
30 docs	17.20
100 docs	7.92
200 docs	5.22
500 docs	2.46
1000 docs	1.29
R-Precision (precision after R document retrieved, where R = Relevant retrieved)	
	21.94



Exact R-Precision	
Maximum	0.8710
Minimum	0.0000
First Quartile	0.0000
Second Quartile	0.1111
Third Quartile	0.2807
Interquartile range	0.2807
Mean	0.2194
Standard Deviation	0.2863
Lower Outlier Threshold	0.0000
Upper Outlier Threshold	0.6667
Mean With No Outliers	0.1330
Std With No Outliers	0.1689



Precision averages (%) for individual queries			
Topic 026	33.33	Topic 039	0.00
Topic 027	10.53	Topic 040	21.43
Topic 028	26.32	Topic 041	0.00
Topic 029	11.11	Topic 042	0.00
Topic 030	83.33	Topic 043	0.00
Topic 031	25.42	Topic 044	23.68
Topic 032	87.10	Topic 045	0.00
Topic 033	0.00	Topic 046	66.67
Topic 034	33.33	Topic 047	8.33
Topic 035	0.00	Topic 048	85.42
Topic 036	0.00	Topic 049	0.00
Topic 037	12.50	Topic 050	20.00
Topic 038	0.00		



Overall statistics for 25 queries :	
Total number of documents over all queries	
Retrieved	25,000
Relevant	378
Relevant retrieved	322
Geometric Mean Average Precision	0.0660
Binary Preference (BPREF)	0.2102

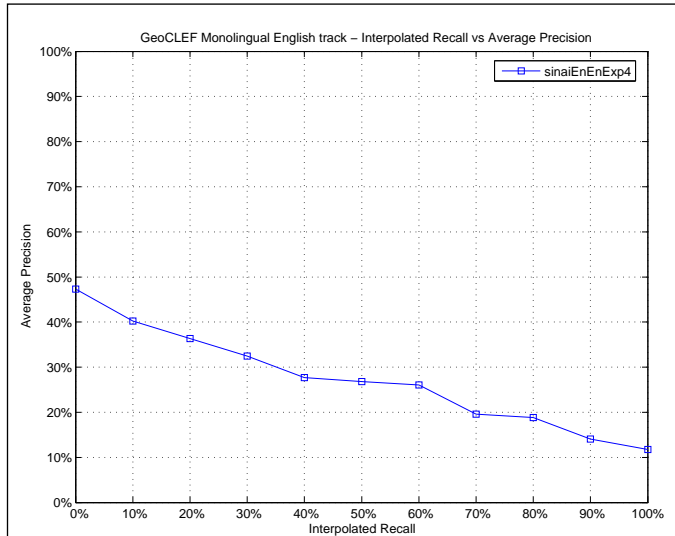
Priority	4
Query Construction	AUTOMATIC
Source Language	English
Topic Fields	title, description
Pooled	false

Expansión con tesauro

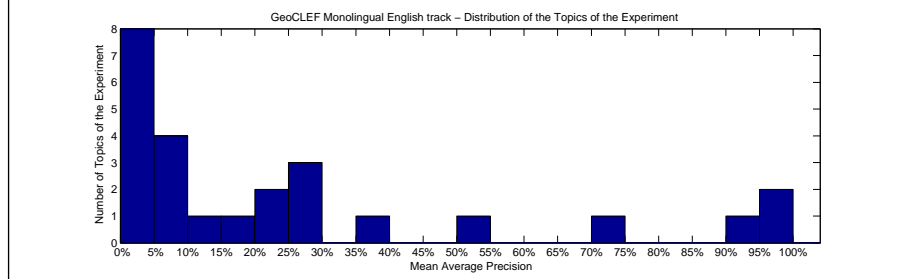
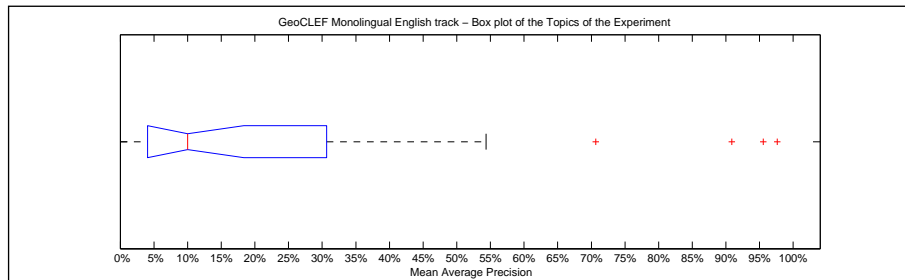
Interploated Recall (%)	Precision Averages (%)
0	47.34
10	40.25
20	36.31
30	32.43
40	27.67
50	26.80
60	26.06
70	19.56
80	18.82
90	14.10
100	11.72

Average precision (non-interpolated) for all relevant documents (averaged over queries)

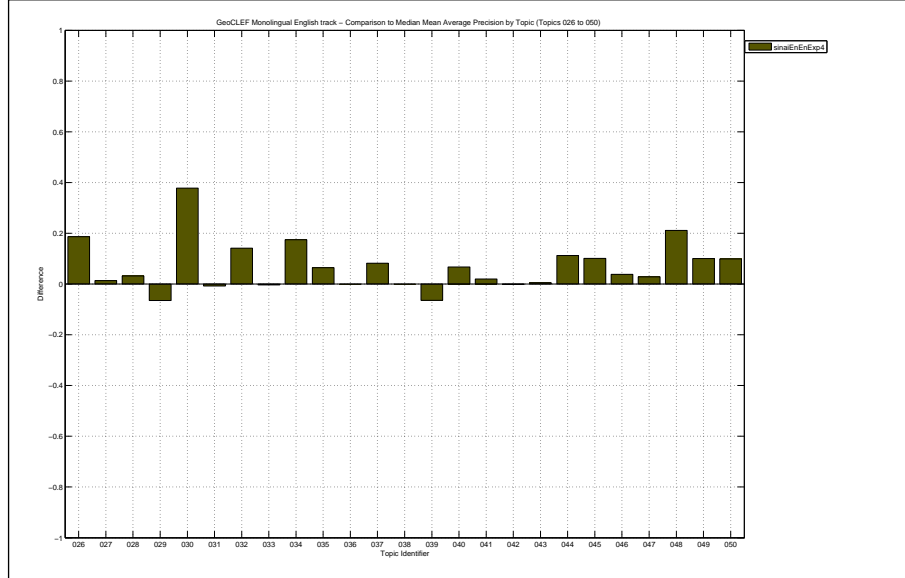
26.11



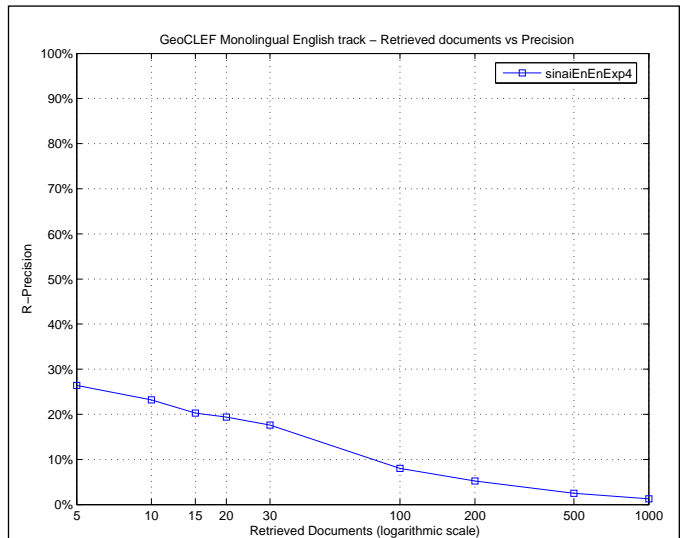
Mean Average Precision	
Maximum	0.9762
Minimum	0.0000
First Quartile	0.0405
Second Quartile	0.1002
Third Quartile	0.3065
Interquartile range	0.2660
Mean	0.2611
Standard Deviation	0.3112
Lower Outlier Threshold	0.0000
Upper Outlier Threshold	0.5435
Mean With No Outliers	0.1419
Std With No Outliers	0.1439



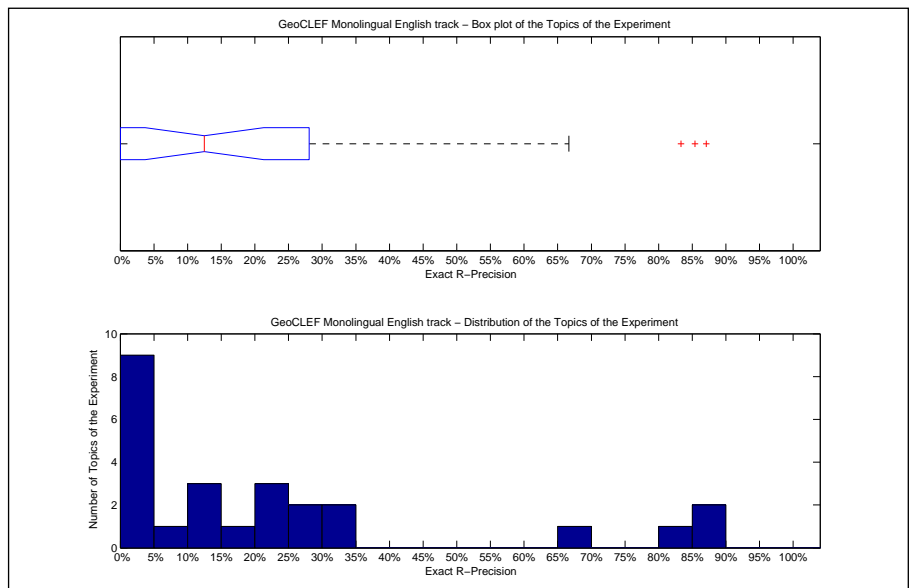
Precision averages (%) for individual queries			
Topic 026	28.64	Topic 039	4.74
Topic 027	4.07	Topic 040	28.43
Topic 028	8.27	Topic 041	2.22
Topic 029	3.99	Topic 042	9.55
Topic 030	97.62	Topic 043	1.34
Topic 031	25.33	Topic 044	21.97
Topic 032	95.56	Topic 045	18.33
Topic 033	0.00	Topic 046	70.67
Topic 034	54.35	Topic 047	6.47
Topic 035	9.18	Topic 048	90.86
Topic 036	0.00	Topic 049	36.67
Topic 037	10.02	Topic 050	23.13
Topic 038	1.27		



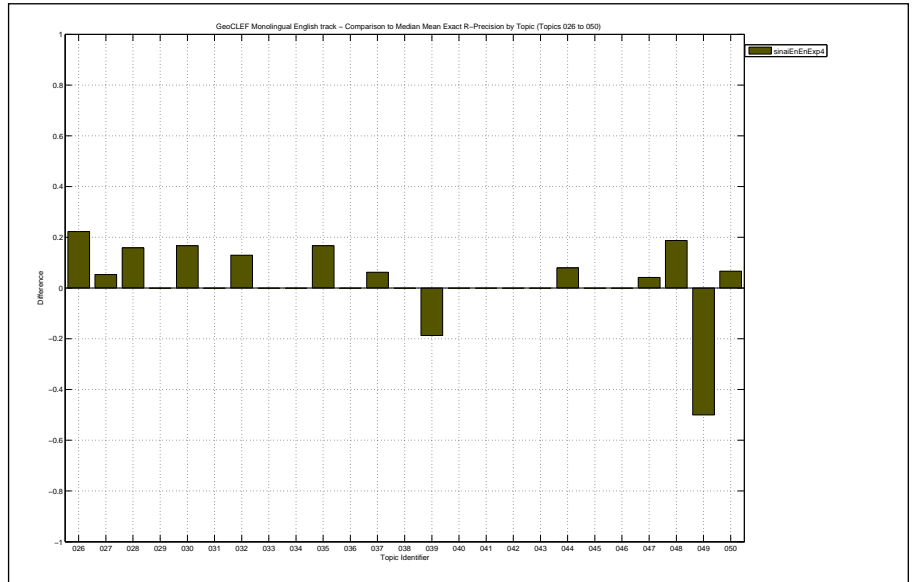
Docs Cutoff Levels	Precision at DCL (%)
5 docs	26.40
10 docs	23.20
15 docs	20.27
20 docs	19.40
30 docs	17.60
100 docs	8.00
200 docs	5.18
500 docs	2.46
1000 docs	1.29
R-Precision (precision after R document retrieved, where R = Relevant retrieved)	
	22.61



Exact R-Precision	
Maximum	0.8710
Minimum	0.0000
First Quartile	0.0000
Second Quartile	0.1250
Third Quartile	0.2807
Interquartile range	0.2807
Mean	0.2261
Standard Deviation	0.2829
Lower Outlier Threshold	0.0000
Upper Outlier Threshold	0.6667
Mean With No Outliers	0.1406
Std With No Outliers	0.1664



Precision averages (%) for individual queries			
Topic 026	33.33	Topic 039	0.00
Topic 027	10.53	Topic 040	21.43
Topic 028	26.32	Topic 041	0.00
Topic 029	11.11	Topic 042	0.00
Topic 030	83.33	Topic 043	0.00
Topic 031	25.42	Topic 044	23.68
Topic 032	87.10	Topic 045	0.00
Topic 033	0.00	Topic 046	66.67
Topic 034	33.33	Topic 047	8.33
Topic 035	16.67	Topic 048	85.42
Topic 036	0.00	Topic 049	0.00
Topic 037	12.50	Topic 050	20.00
Topic 038	0.00		





Overall statistics for 25 queries :	
Total number of documents over all queries	
Retrieved	25,000
Relevant	378
Relevant retrieved	319
Geometric Mean Average Precision	0.0533
Binary Preference (BPREF)	0.1945

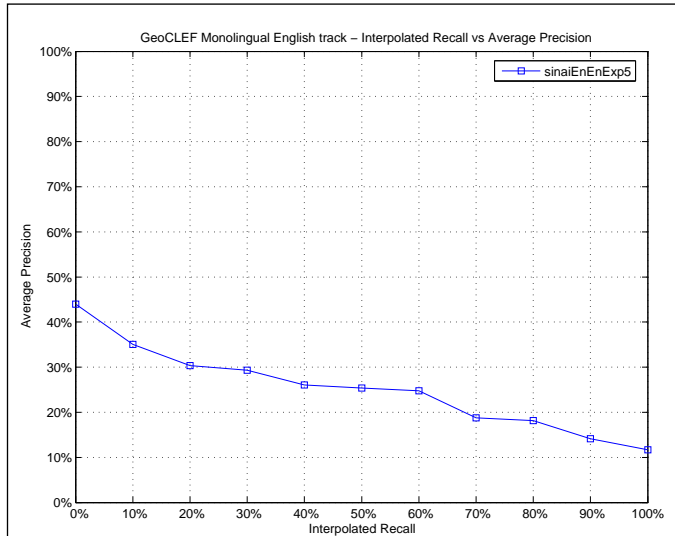
Priority	5
Query Construction	AUTOMATIC
Source Language	English
Topic Fields	title, description
Pooled	false

Expansión con geonames y tesauro

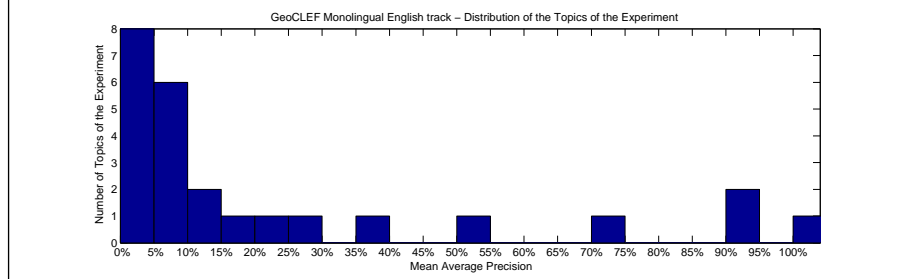
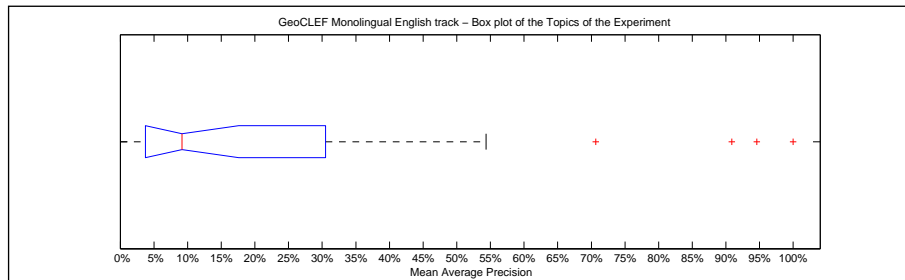
Interploated Recall (%)	Precision Averages (%)
0	44.00
10	35.03
20	30.37
30	29.30
40	26.05
50	25.39
60	24.78
70	18.74
80	18.17
90	14.16
100	11.70

Average precision (non-interpolated) for all relevant documents (averaged over queries)

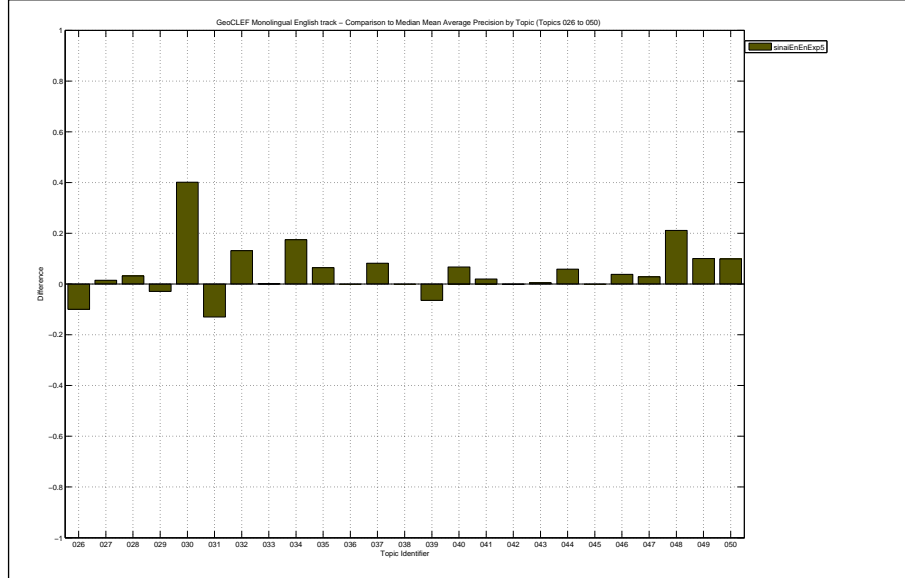
24.07



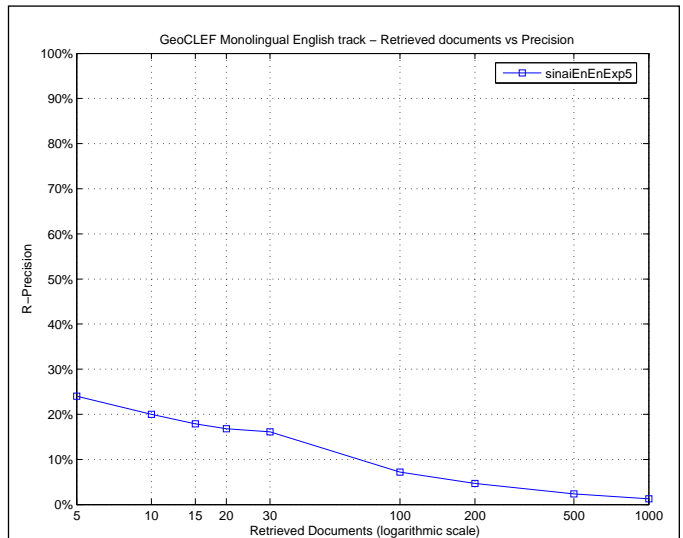
Mean Average Precision	
Maximum	1.0000
Minimum	0.0000
First Quartile	0.0373
Second Quartile	0.0918
Third Quartile	0.3049
Interquartile range	0.2676
Mean	0.2407
Standard Deviation	0.3186
Lower Outlier Threshold	0.0000
Upper Outlier Threshold	0.5435
Mean With No Outliers	0.1170
Std With No Outliers	0.1373



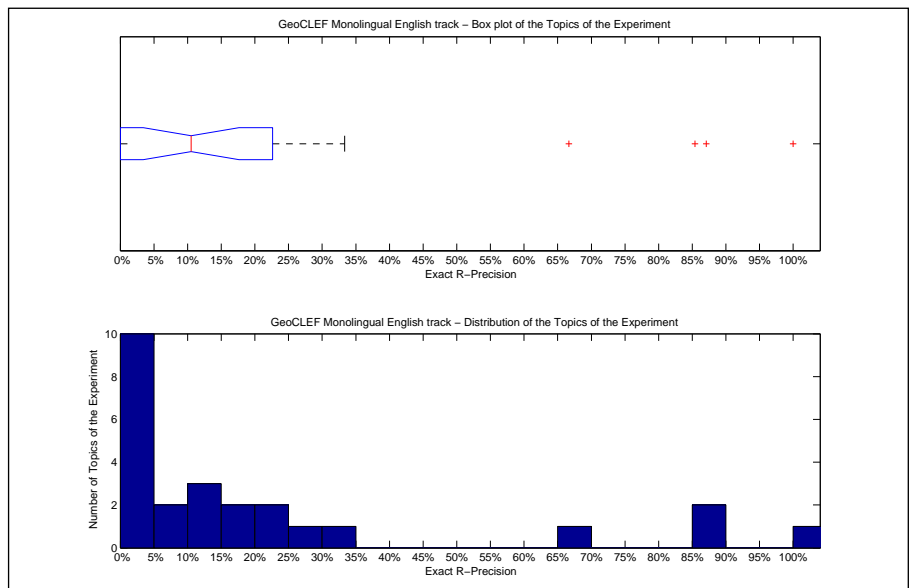
Precision averages (%) for individual queries			
Topic 026	0.00	Topic 039	4.74
Topic 027	4.24	Topic 040	28.43
Topic 028	8.27	Topic 041	2.22
Topic 029	7.53	Topic 042	9.55
Topic 030	100.00	Topic 043	1.34
Topic 031	13.09	Topic 044	16.59
Topic 032	94.60	Topic 045	8.23
Topic 033	0.40	Topic 046	70.67
Topic 034	54.35	Topic 047	6.47
Topic 035	9.18	Topic 048	90.86
Topic 036	0.00	Topic 049	36.67
Topic 037	10.02	Topic 050	23.13
Topic 038	1.27		



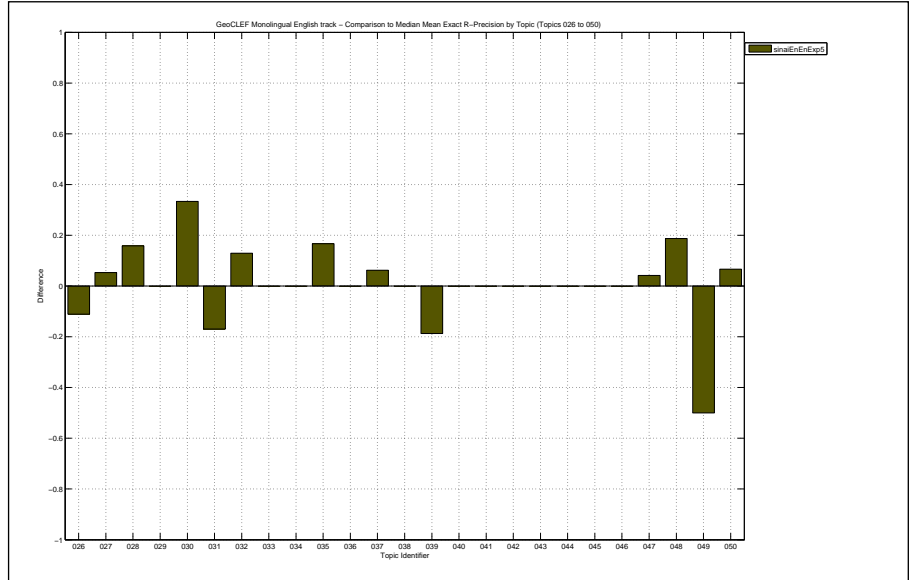
Docs Cutoff Levels	Precision at DCL (%)
5 docs	24.00
10 docs	20.00
15 docs	17.87
20 docs	16.80
30 docs	16.13
100 docs	7.20
200 docs	4.70
500 docs	2.38
1000 docs	1.28
R-Precision (precision after R document retrieved, where R = Relevant retrieved)	
	20.95



Exact R-Precision	
Maximum	1.0000
Minimum	0.0000
First Quartile	0.0000
Second Quartile	0.1053
Third Quartile	0.2265
Interquartile range	0.2265
Mean	0.2095
Standard Deviation	0.3033
Lower Outlier Threshold	0.0000
Upper Outlier Threshold	0.3333
Mean With No Outliers	0.0878
Std With No Outliers	0.1025



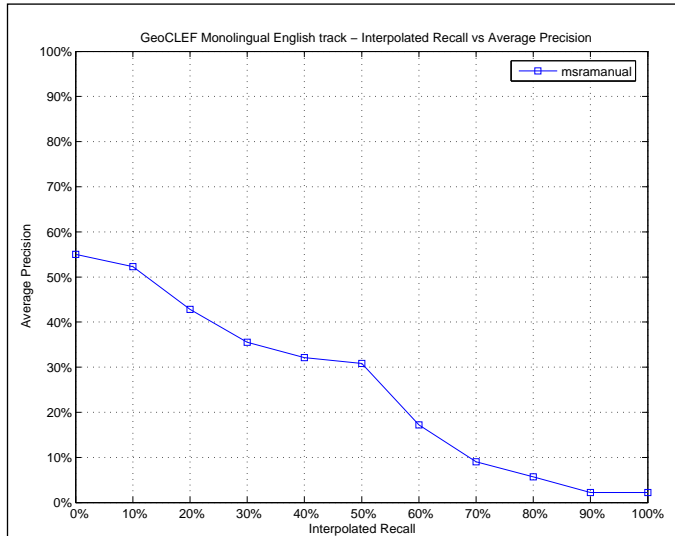
Precision averages (%) for individual queries			
Topic 026	0.00	Topic 039	0.00
Topic 027	10.53	Topic 040	21.43
Topic 028	26.32	Topic 041	0.00
Topic 029	11.11	Topic 042	0.00
Topic 030	100.00	Topic 043	0.00
Topic 031	8.47	Topic 044	15.79
Topic 032	87.10	Topic 045	0.00
Topic 033	0.00	Topic 046	66.67
Topic 034	33.33	Topic 047	8.33
Topic 035	16.67	Topic 048	85.42
Topic 036	0.00	Topic 049	0.00
Topic 037	12.50	Topic 050	20.00
Topic 038	0.00		



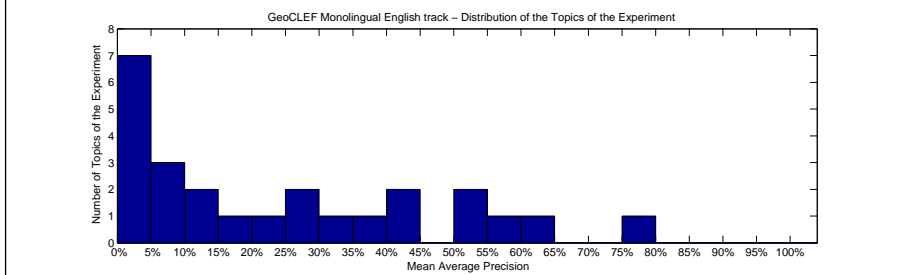
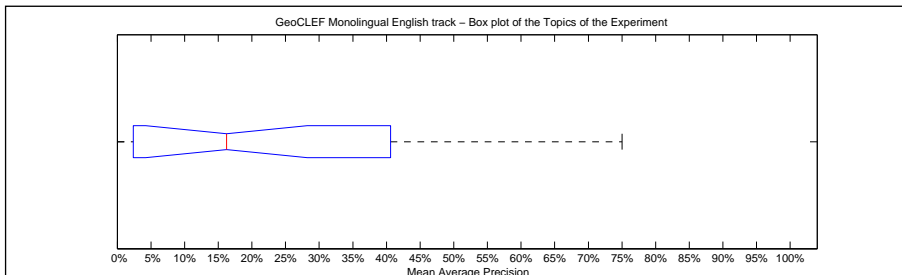
Overall statistics for 25 queries :	
Total number of documents over all queries	
Retrieved	5,258
Relevant	378
Relevant retrieved	187
Geometric Mean Average Precision	0.0513
Binary Preference (BPREF)	0.2279

Priority	2
Query Construction	MANUAL
Source Language	English
Topic Fields	title, description
Pooled	true
Geoclef 2006 English queries using geo knowledge base and manual query construction	

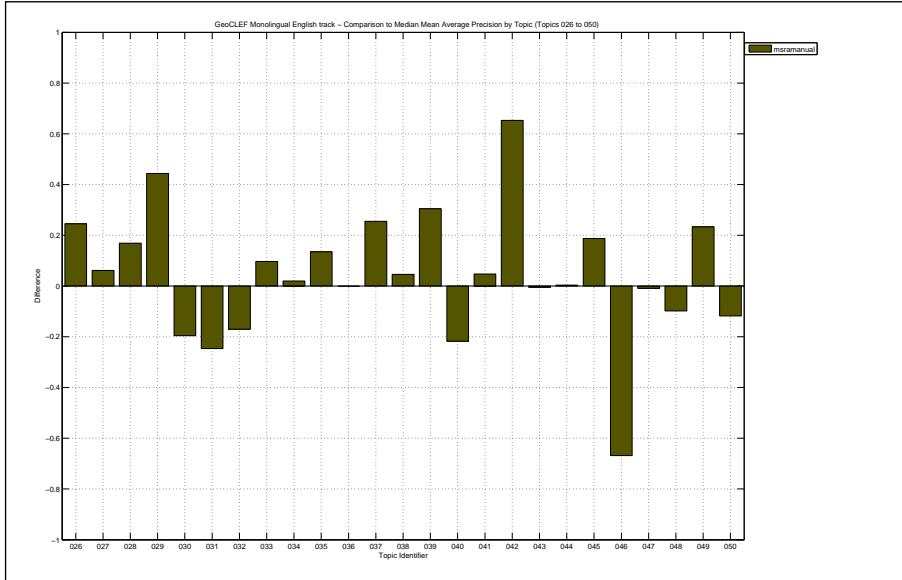
Interploated Recall (%)	Precision Averages (%)
0	55.00
10	52.27
20	42.80
30	35.54
40	32.15
50	30.81
60	17.23
70	9.02
80	5.69
90	2.24
100	2.24
Average precision (non-interpolated) for all relevant documents (averaged over queries)	
23.95	



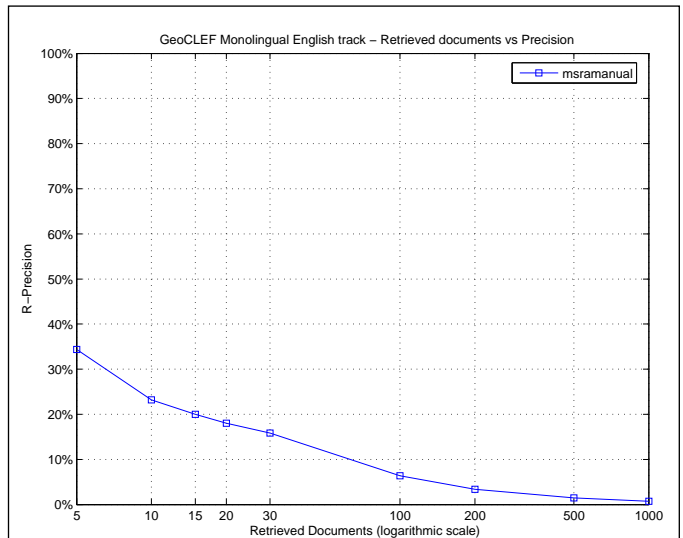
Mean Average Precision	
Maximum	0.7500
Minimum	0.0000
First Quartile	0.0239
Second Quartile	0.1622
Third Quartile	0.4063
Interquartile range	0.3823
Mean	0.2395
Standard Deviation	0.2344
Lower Outlier Threshold	0.0000
Upper Outlier Threshold	0.7500
Mean With No Outliers	0.2395
Std With No Outliers	0.2344



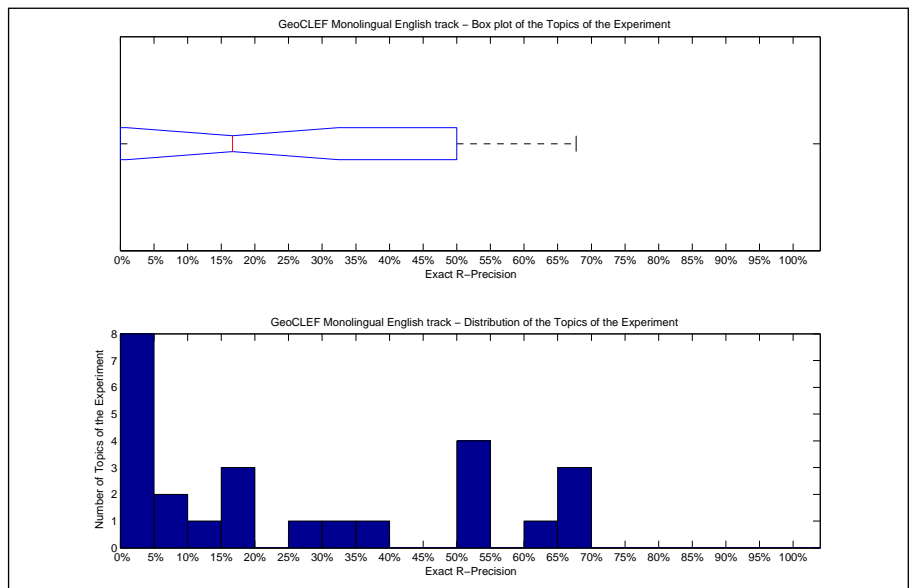
Precision averages (%) for individual queries			
Topic 026	34.52	Topic 039	41.67
Topic 027	8.87	Topic 040	0.02
Topic 028	21.98	Topic 041	5.00
Topic 029	54.85	Topic 042	75.00
Topic 030	40.28	Topic 043	0.34
Topic 031	1.44	Topic 044	11.04
Topic 032	64.43	Topic 045	26.96
Topic 033	10.00	Topic 046	0.00
Topic 034	38.89	Topic 047	2.71
Topic 035	16.22	Topic 048	59.89
Topic 036	0.00	Topic 049	50.00
Topic 037	27.31	Topic 050	1.41
Topic 038	5.88		



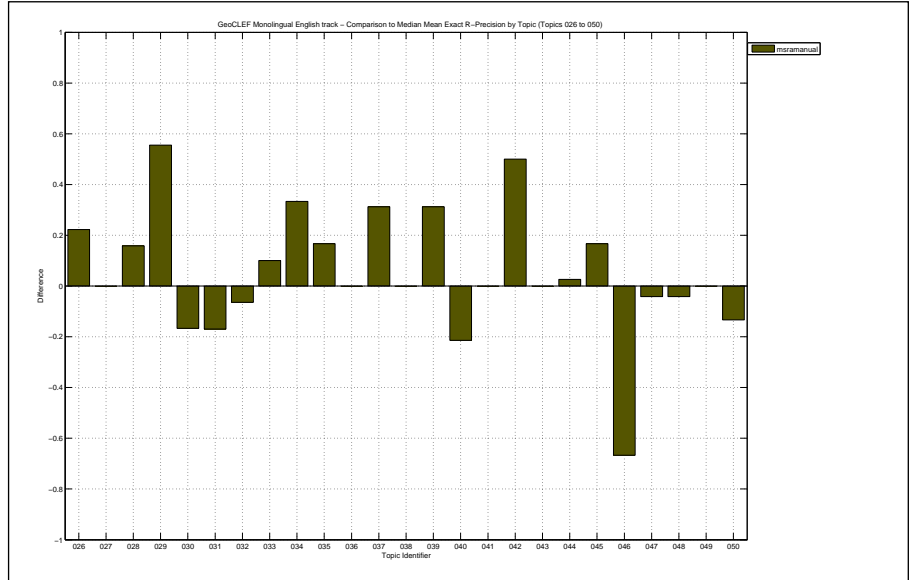
Docs Cutoff Levels	Precision at DCL (%)
5 docs	34.40
10 docs	23.20
15 docs	20.00
20 docs	18.00
30 docs	15.87
100 docs	6.40
200 docs	3.38
500 docs	1.48
1000 docs	0.75
R-Precision (precision after R document retrieved, where R = Relevant retrieved)	
	25.45



Exact R-Precision	
Maximum	0.6774
Minimum	0.0000
First Quartile	0.0000
Second Quartile	0.1667
Third Quartile	0.5000
Interquartile range	0.5000
Mean	0.2545
Standard Deviation	0.2541
Lower Outlier Threshold	0.0000
Upper Outlier Threshold	0.6774
Mean With No Outliers	0.2545
Std With No Outliers	0.2541



Precision averages (%) for individual queries			
Topic 026	33.33	Topic 039	50.00
Topic 027	5.26	Topic 040	0.00
Topic 028	26.32	Topic 041	0.00
Topic 029	66.67	Topic 042	50.00
Topic 030	50.00	Topic 043	0.00
Topic 031	8.47	Topic 044	18.42
Topic 032	67.74	Topic 045	16.67
Topic 033	10.00	Topic 046	0.00
Topic 034	66.67	Topic 047	0.00
Topic 035	16.67	Topic 048	62.50
Topic 036	0.00	Topic 049	50.00
Topic 037	37.50	Topic 050	0.00
Topic 038	0.00		



Overall statistics for 25 queries :

Total number of documents over all queries	
Retrieved	4,906
Relevant	378
Relevant retrieved	172
Geometric Mean Average Precision	0.0309
Binary Preference (BPREF)	0.2078

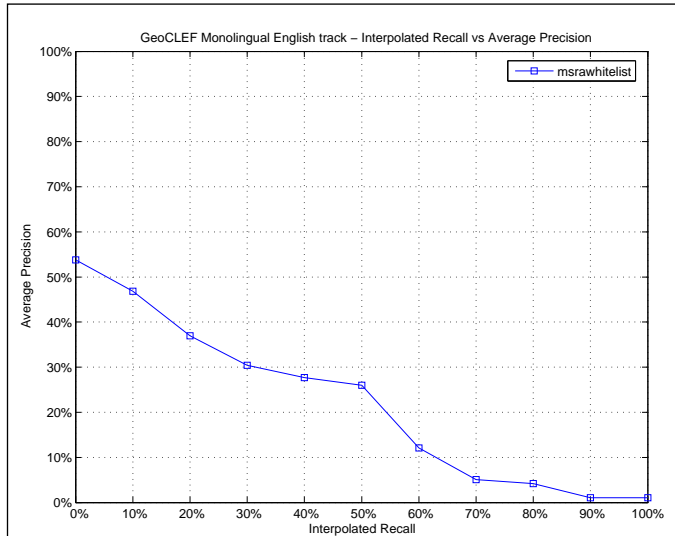
Priority	1
Query Construction	AUTOMATIC
Source Language	English
Topic Fields	title
Pooled	true

Geoclef 2006 English queries using geo knowledge base

Interploated Recall (%)	Precision Averages (%)
0	53.81
10	46.86
20	36.93
30	30.41
40	27.72
50	26.02
60	12.06
70	5.08
80	4.17
90	1.09
100	1.09

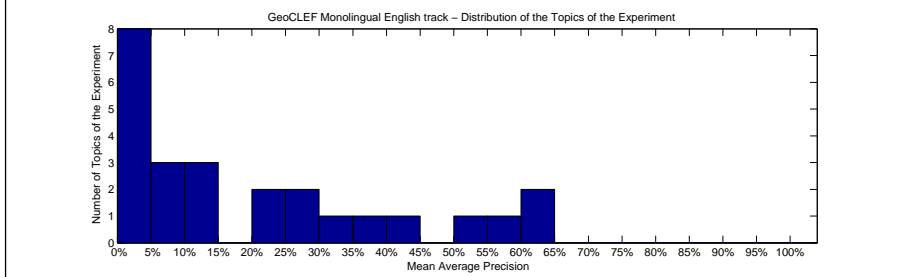
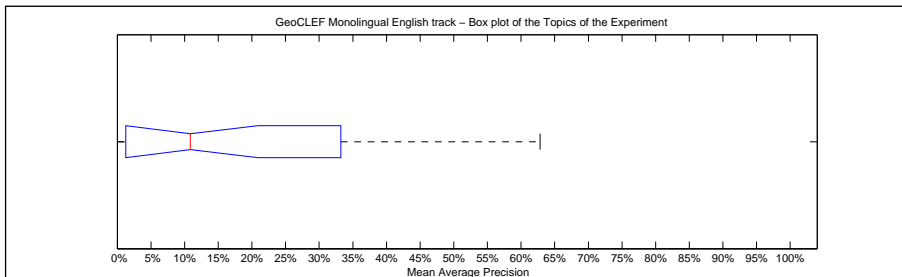
Average precision (non-interpolated) for all relevant documents (averaged over queries)

20.00



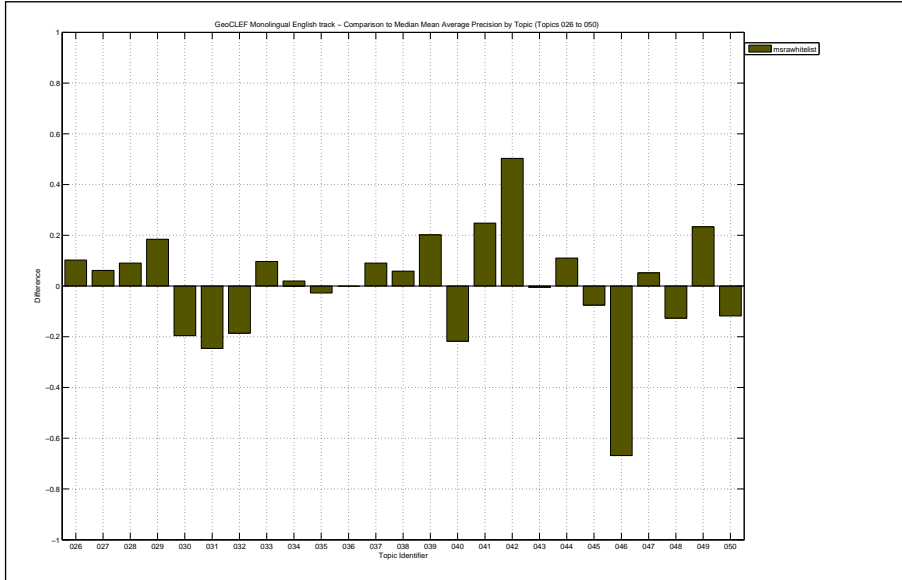
Mean Average Precision

Maximum	0.6284
Minimum	0.0000
First Quartile	0.0125
Second Quartile	0.1087
Third Quartile	0.3322
Interquartile range	0.3197
Mean	0.2000
Standard Deviation	0.2081
Lower Outlier Threshold	0.0000
Upper Outlier Threshold	0.6284
Mean With No Outliers	0.2000
Std With No Outliers	0.2081

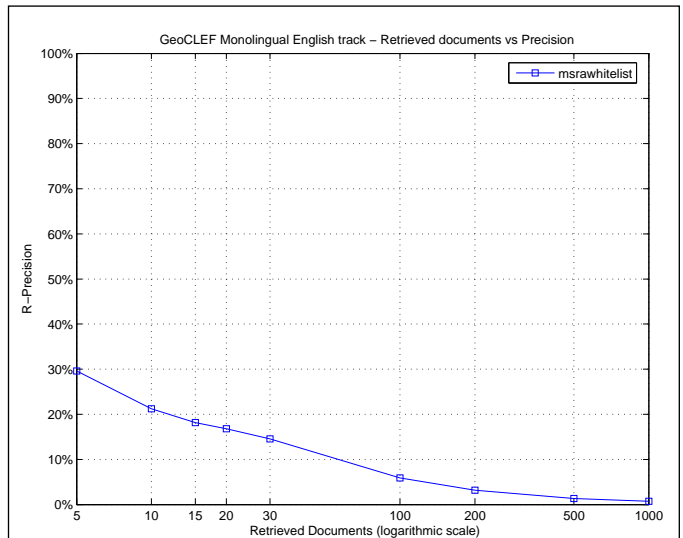


Precision averages (%) for individual queries

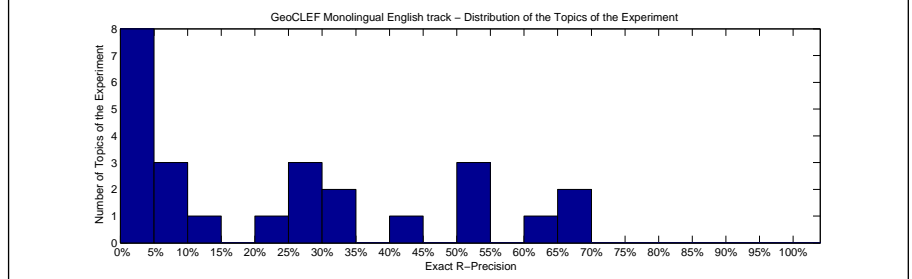
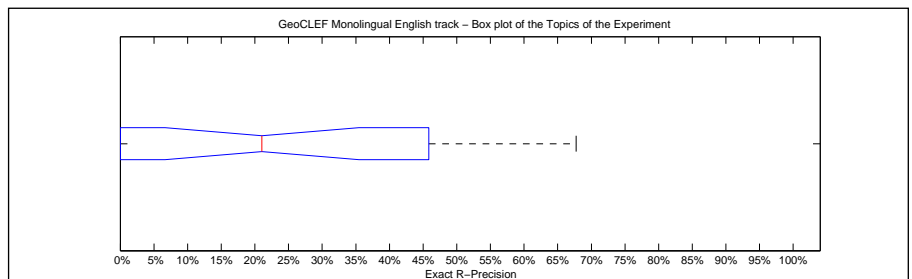
Topic 026	20.19	Topic 039	31.33
Topic 027	8.87	Topic 040	0.02
Topic 028	14.10	Topic 041	25.00
Topic 029	28.89	Topic 042	60.00
Topic 030	40.28	Topic 043	0.34
Topic 031	1.54	Topic 044	21.72
Topic 032	62.84	Topic 045	0.76
Topic 033	10.00	Topic 046	0.00
Topic 034	38.89	Topic 047	8.77
Topic 035	0.00	Topic 048	57.10
Topic 036	0.00	Topic 049	50.00
Topic 037	10.87	Topic 050	1.41
Topic 038	7.14		



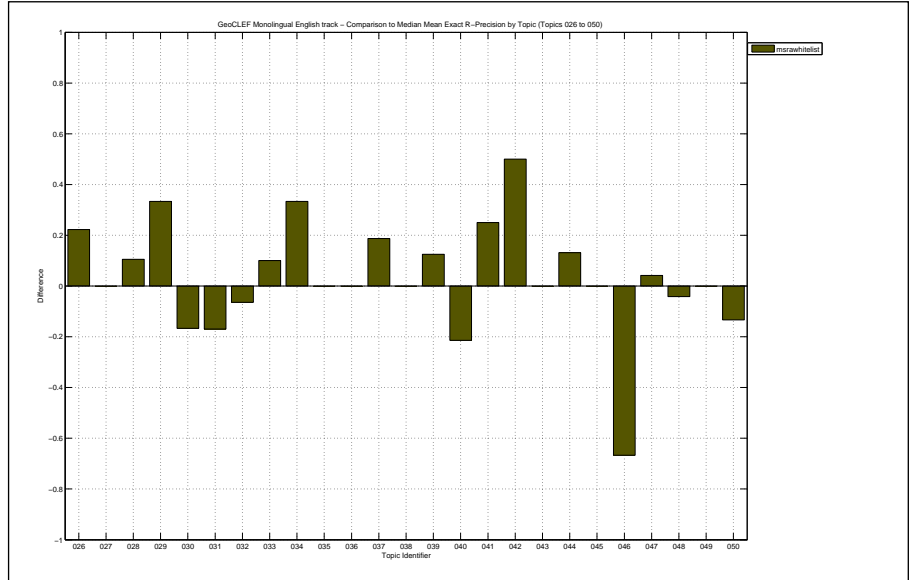
Docs Cutoff Levels	Precision at DCL (%)
5 docs	29.60
10 docs	21.20
15 docs	18.13
20 docs	16.80
30 docs	14.53
100 docs	5.92
200 docs	3.20
500 docs	1.36
1000 docs	0.69
R-Precision (precision after R document retrieved, where R = Relevant retrieved)	
	23.52



Exact R-Precision	
Maximum	0.6774
Minimum	0.0000
First Quartile	0.0000
Second Quartile	0.2105
Third Quartile	0.4583
Interquartile range	0.4583
Mean	0.2352
Standard Deviation	0.2369
Lower Outlier Threshold	0.0000
Upper Outlier Threshold	0.6774
Mean With No Outliers	0.2352
Std With No Outliers	0.2369



Precision averages (%) for individual queries			
Topic 026	33.33	Topic 039	31.25
Topic 027	5.26	Topic 040	0.00
Topic 028	21.05	Topic 041	25.00
Topic 029	44.44	Topic 042	50.00
Topic 030	50.00	Topic 043	0.00
Topic 031	8.47	Topic 044	28.95
Topic 032	67.74	Topic 045	0.00
Topic 033	10.00	Topic 046	0.00
Topic 034	66.67	Topic 047	8.33
Topic 035	0.00	Topic 048	62.50
Topic 036	0.00	Topic 049	50.00
Topic 037	25.00	Topic 050	0.00
Topic 038	0.00		



Overall statistics for 25 queries :

Total number of documents over all queries	
Retrieved	6,166
Relevant	378
Relevant retrieved	146
Geometric Mean Average Precision	0.0112
Binary Preference (BPREF)	0.1730

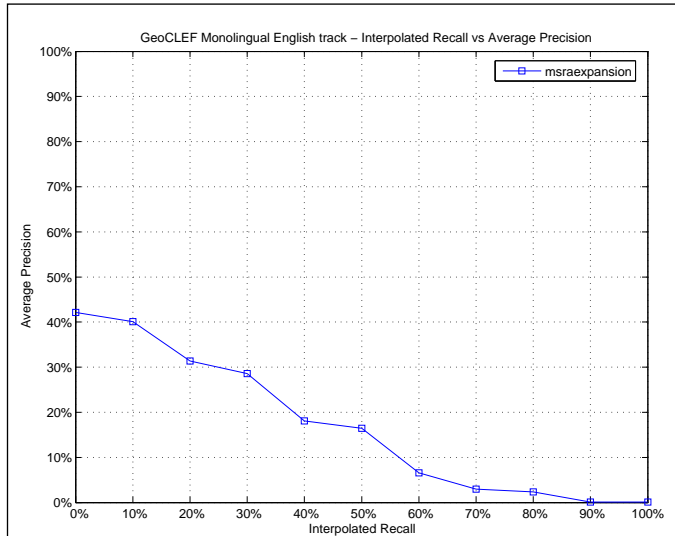
Priority	3
Query Construction	AUTOMATIC
Source Language	English
Topic Fields	title, description
Pooled	false

msraexpansion

Interploated Recall (%)	Precision Averages (%)
0	42.10
10	40.08
20	31.38
30	28.60
40	18.10
50	16.43
60	6.57
70	2.95
80	2.32
90	0.10
100	0.10

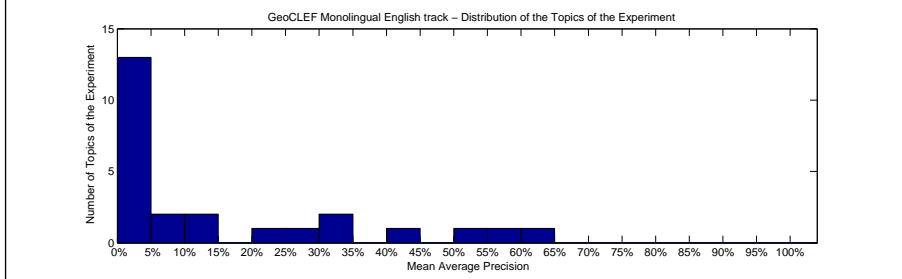
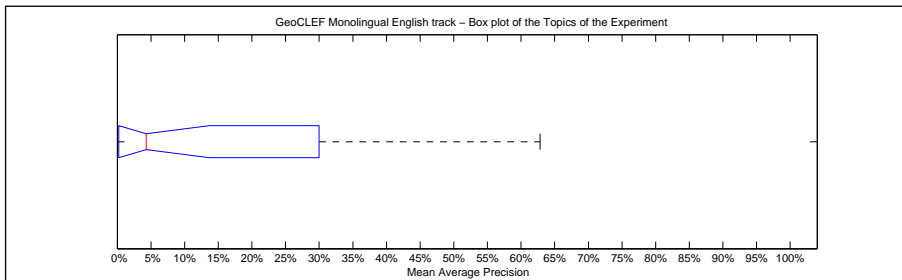
Average precision (non-interpolated) for all relevant documents (averaged over queries)

15.21



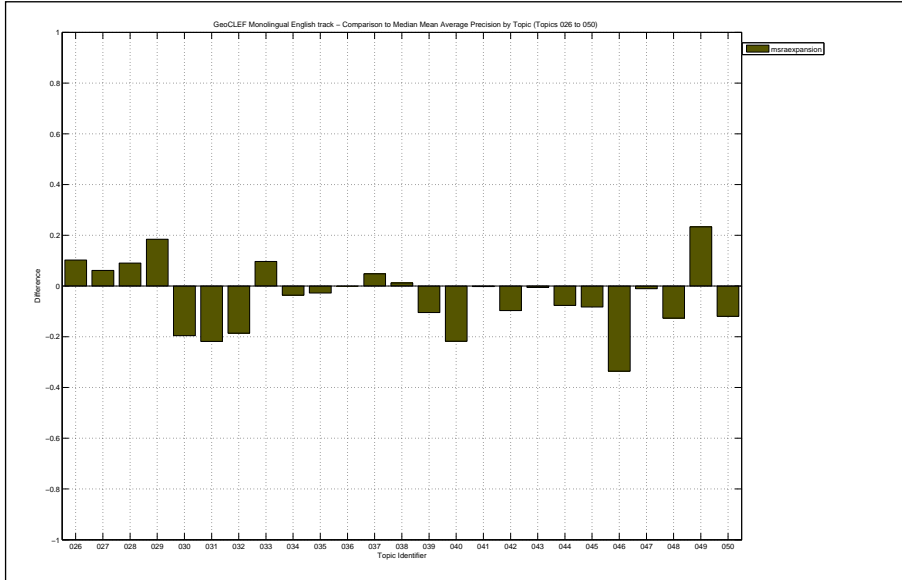
Mean Average Precision

Maximum	0.6284
Minimum	0.0000
First Quartile	0.0020
Second Quartile	0.0428
Third Quartile	0.3000
Interquartile range	0.2980
Mean	0.1521
Standard Deviation	0.1987
Lower Outlier Threshold	0.0000
Upper Outlier Threshold	0.6284
Mean With No Outliers	0.1521
Std With No Outliers	0.1987

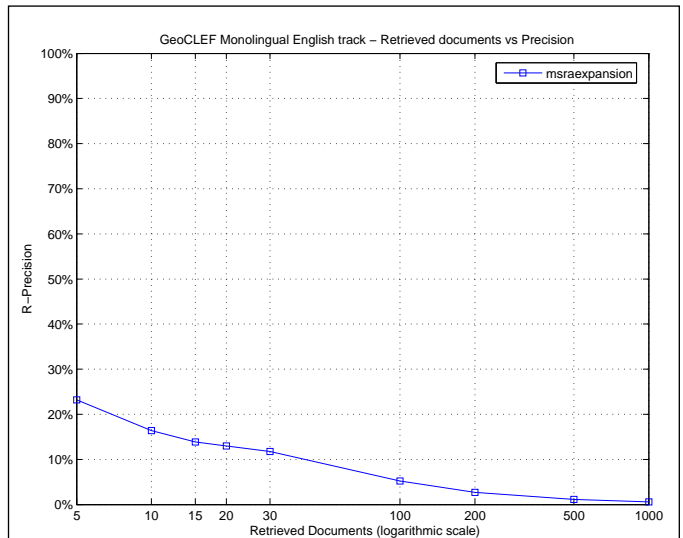


Precision averages (%) for individual queries

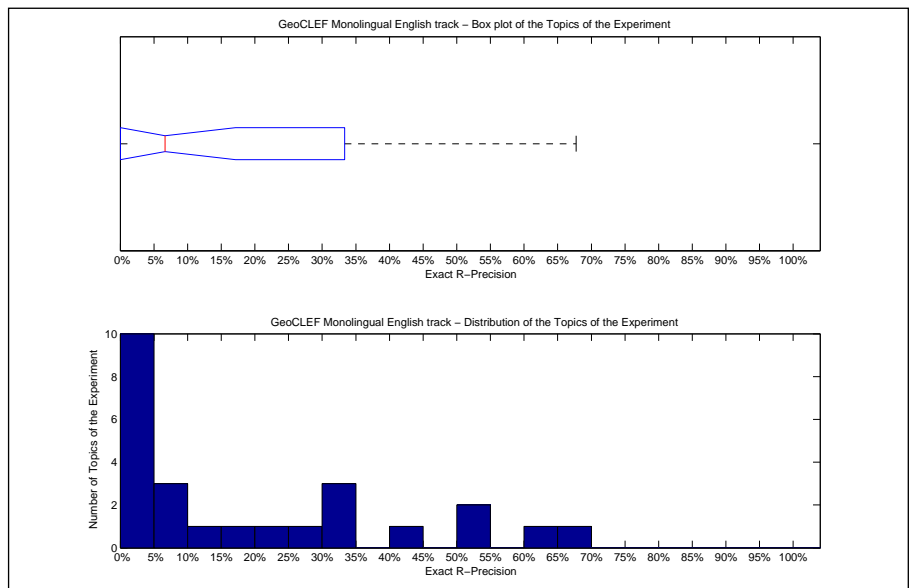
Topic 026	20.19	Topic 039	0.74
Topic 027	8.87	Topic 040	0.02
Topic 028	14.10	Topic 041	0.00
Topic 029	28.89	Topic 042	0.00
Topic 030	40.28	Topic 043	0.26
Topic 031	4.28	Topic 044	3.08
Topic 032	62.84	Topic 045	0.00
Topic 033	10.00	Topic 046	33.33
Topic 034	33.33	Topic 047	2.59
Topic 035	0.00	Topic 048	57.10
Topic 036	0.00	Topic 049	50.00
Topic 037	6.67	Topic 050	1.29
Topic 038	2.50		



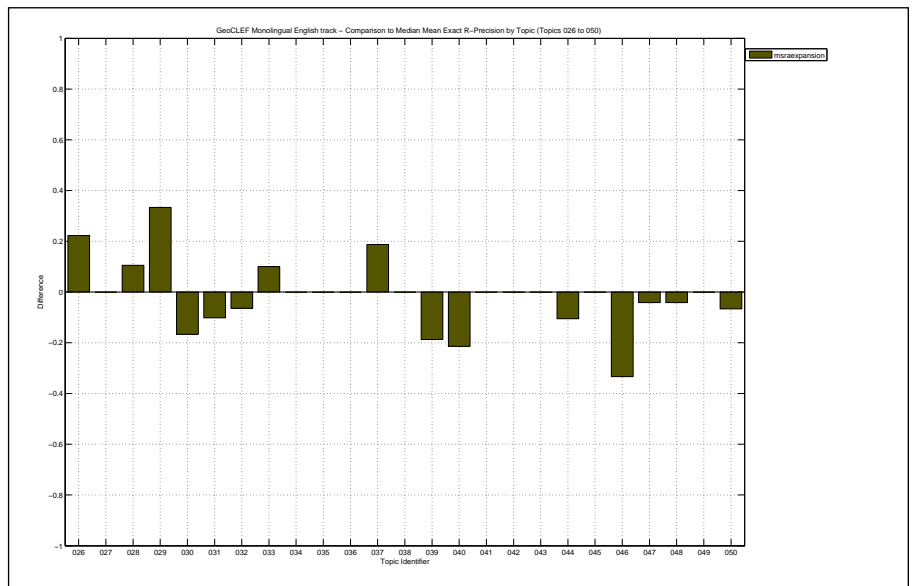
Docs Cutoff Levels	Precision at DCL (%)
5 docs	23.20
10 docs	16.40
15 docs	13.87
20 docs	13.00
30 docs	11.73
100 docs	5.24
200 docs	2.72
500 docs	1.14
1000 docs	0.58
R-Precision (precision after R document retrieved, where R = Relevant retrieved)	
	18.53



Exact R-Precision	
Maximum	0.6774
Minimum	0.0000
First Quartile	0.0000
Second Quartile	0.0667
Third Quartile	0.3333
Interquartile range	0.3333
Mean	0.1853
Standard Deviation	0.2210
Lower Outlier Threshold	0.0000
Upper Outlier Threshold	0.6774
Mean With No Outliers	0.1853
Std With No Outliers	0.2210



Precision averages (%) for individual queries			
Topic 026	33.33	Topic 039	0.00
Topic 027	5.26	Topic 040	0.00
Topic 028	21.05	Topic 041	0.00
Topic 029	44.44	Topic 042	0.00
Topic 030	50.00	Topic 043	0.00
Topic 031	15.25	Topic 044	5.26
Topic 032	67.74	Topic 045	0.00
Topic 033	10.00	Topic 046	33.33
Topic 034	33.33	Topic 047	0.00
Topic 035	0.00	Topic 048	62.50
Topic 036	0.00	Topic 049	50.00
Topic 037	25.00	Topic 050	6.67
Topic 038	0.00		





Overall statistics for 25 queries :

Total number of documents over all queries	
Retrieved	9,129
Relevant	378
Relevant retrieved	183
Geometric Mean Average Precision	0.0284
Binary Preference (BPREF)	0.1966

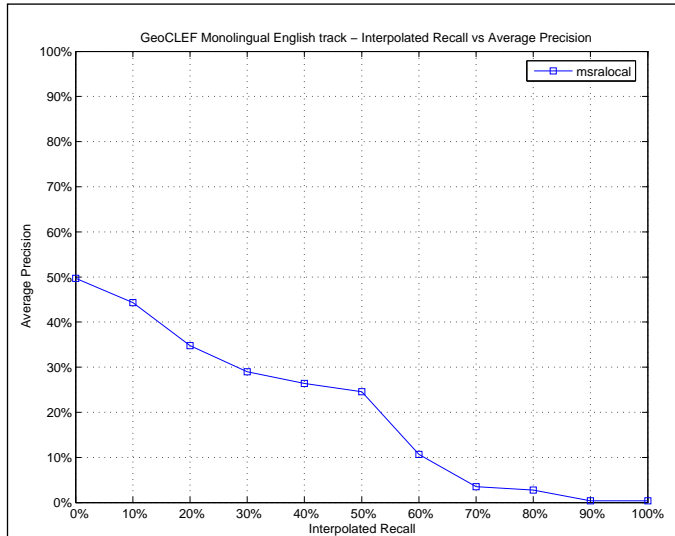
Priority	4
Query Construction	AUTOMATIC
Source Language	English
Topic Fields	title
Pooled	false

Geoclef 2006 English queries without geo knowledge base or query expansion

Interploated Recall (%)	Precision Averages (%)
0	49.68
10	44.32
20	34.79
30	28.96
40	26.40
50	24.54
60	10.65
70	3.48
80	2.74
90	0.41
100	0.41

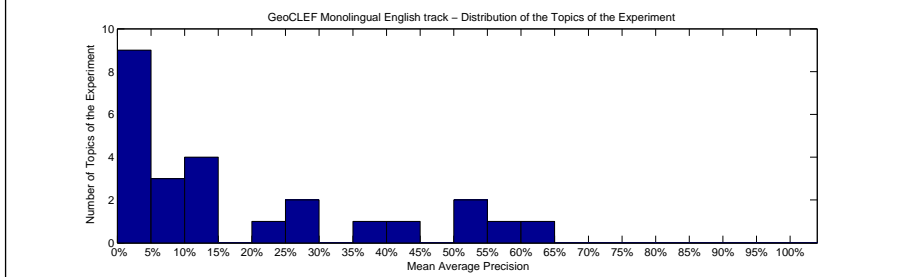
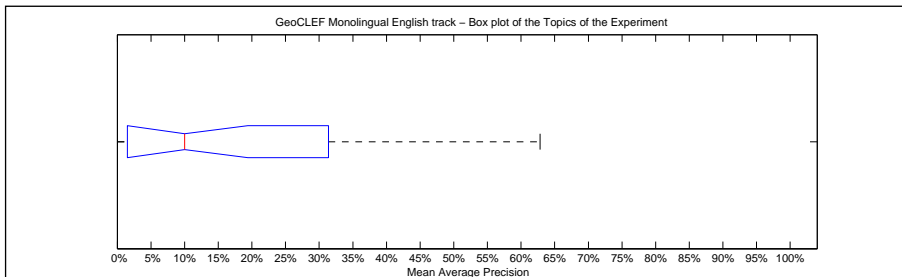
Average precision (non-interpolated) for all relevant documents (averaged over queries)

18.37



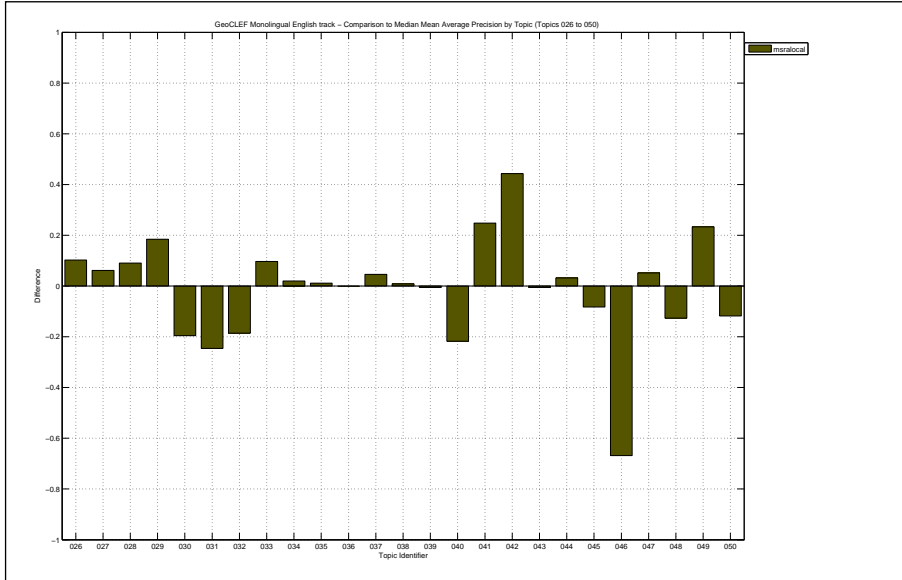
Mean Average Precision

Maximum	0.6284
Minimum	0.0000
First Quartile	0.0151
Second Quartile	0.1000
Third Quartile	0.3139
Interquartile range	0.2988
Mean	0.1837
Standard Deviation	0.2043
Lower Outlier Threshold	0.0000
Upper Outlier Threshold	0.6284
Mean With No Outliers	0.1837
Std With No Outliers	0.2043

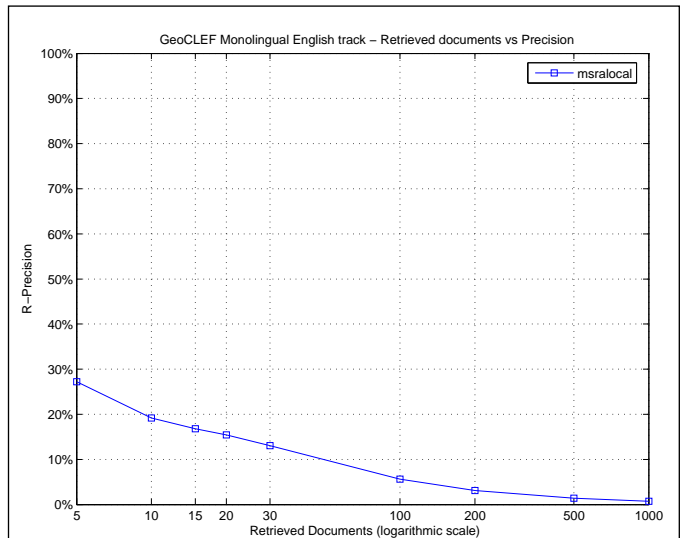


Precision averages (%) for individual queries

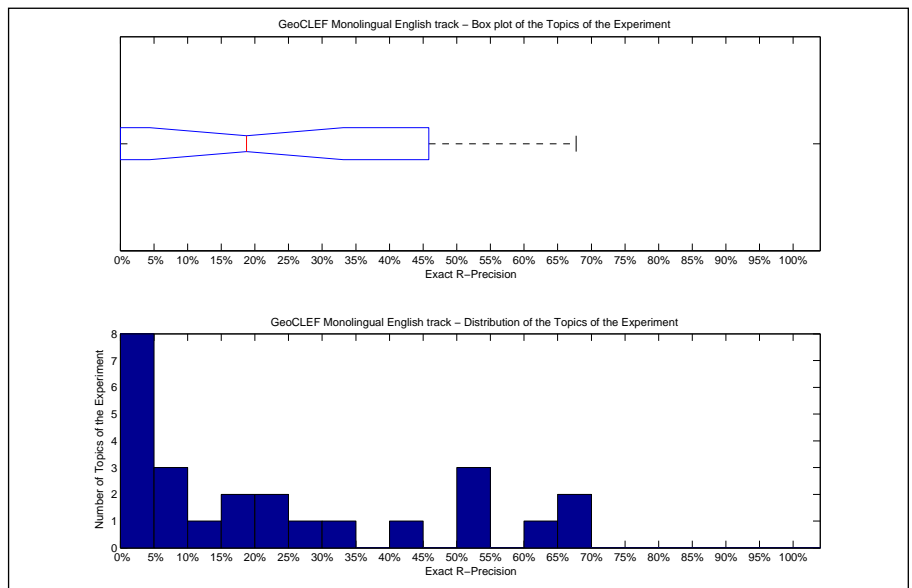
Topic 026	20.19	Topic 039	10.62
Topic 027	8.87	Topic 040	0.02
Topic 028	14.10	Topic 041	25.00
Topic 029	28.89	Topic 042	54.00
Topic 030	40.28	Topic 043	0.23
Topic 031	1.54	Topic 044	13.90
Topic 032	62.84	Topic 045	0.00
Topic 033	10.00	Topic 046	0.00
Topic 034	38.89	Topic 047	8.77
Topic 035	3.91	Topic 048	57.10
Topic 036	0.00	Topic 049	50.00
Topic 037	6.45	Topic 050	1.41
Topic 038	2.13		



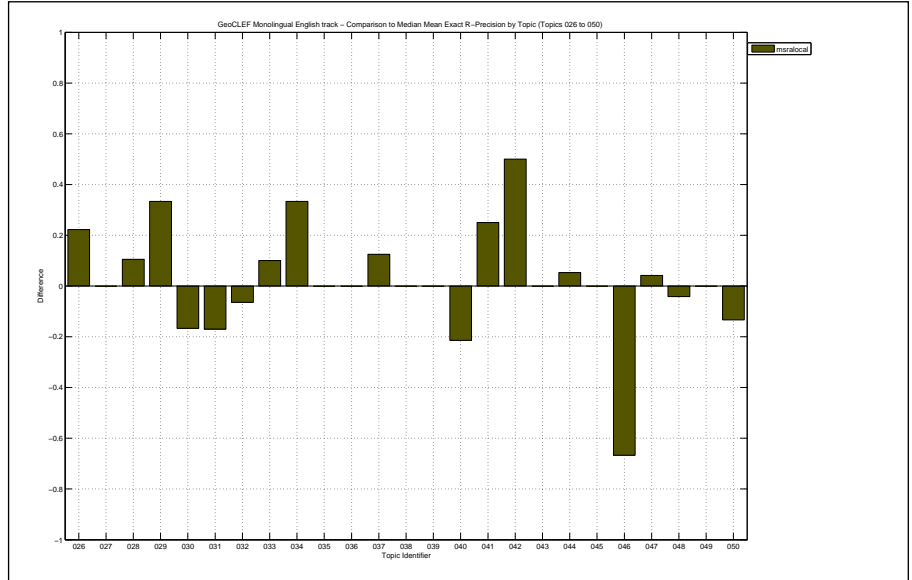
Docs Cutoff Levels	Precision at DCL (%)
5 docs	27.20
10 docs	19.20
15 docs	16.80
20 docs	15.40
30 docs	13.07
100 docs	5.64
200 docs	3.12
500 docs	1.38
1000 docs	0.73
R-Precision (precision after R document retrieved, where R = Relevant retrieved)	
	22.45



Exact R-Precision	
Maximum	0.6774
Minimum	0.0000
First Quartile	0.0000
Second Quartile	0.1875
Third Quartile	0.4583
Interquartile range	0.4583
Mean	0.2245
Standard Deviation	0.2363
Lower Outlier Threshold	0.0000
Upper Outlier Threshold	0.6774
Mean With No Outliers	0.2245
Std With No Outliers	0.2363



Precision averages (%) for individual queries			
Topic 026	33.33	Topic 039	18.75
Topic 027	5.26	Topic 040	0.00
Topic 028	21.05	Topic 041	25.00
Topic 029	44.44	Topic 042	50.00
Topic 030	50.00	Topic 043	0.00
Topic 031	8.47	Topic 044	21.05
Topic 032	67.74	Topic 045	0.00
Topic 033	10.00	Topic 046	0.00
Topic 034	66.67	Topic 047	8.33
Topic 035	0.00	Topic 048	62.50
Topic 036	0.00	Topic 049	50.00
Topic 037	18.75	Topic 050	0.00
Topic 038	0.00		



Overall statistics for 25 queries :

Total number of documents over all queries	
Retrieved	25,000
Relevant	378
Relevant retrieved	227
Geometric Mean Average Precision	0.0176
Binary Preference (BPREF)	0.1754

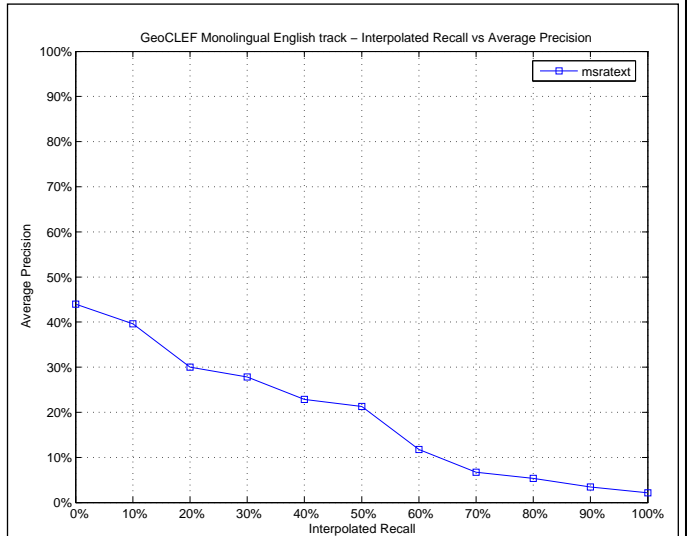
Priority	5
Query Construction	AUTOMATIC
Source Language	English
Topic Fields	title, description, narrative
Pooled	true

Geoclef 2006 English queries using pure text

Interploated Recall (%)	Precision Averages (%)
0	43.99
10	39.63
20	30.03
30	27.86
40	22.86
50	21.26
60	11.78
70	6.73
80	5.38
90	3.41
100	2.14

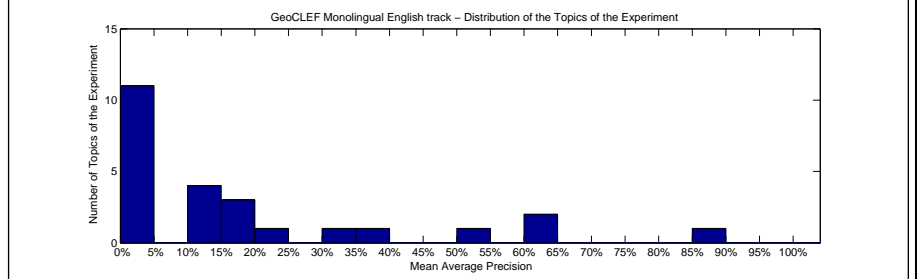
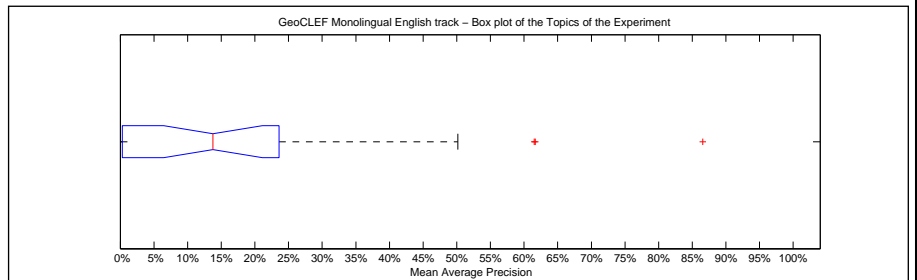
Average precision (non-interpolated) for all relevant documents (averaged over queries)

18.35



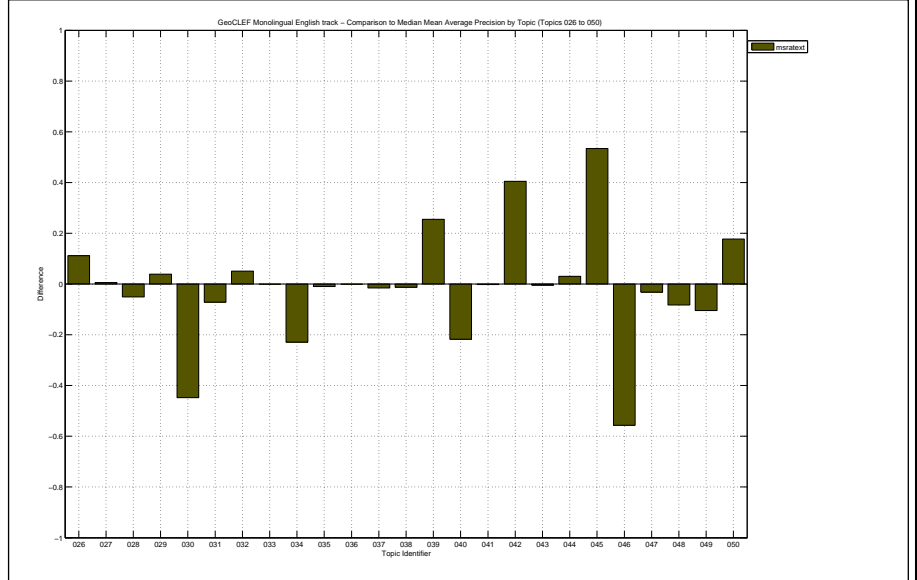
Mean Average Precision

Maximum	0.8655
Minimum	0.0000
First Quartile	0.0031
Second Quartile	0.1378
Third Quartile	0.2361
Interquartile range	0.2330
Mean	0.1835
Standard Deviation	0.2372
Lower Outlier Threshold	0.0000
Upper Outlier Threshold	0.5017
Mean With No Outliers	0.1132
Std With No Outliers	0.1386

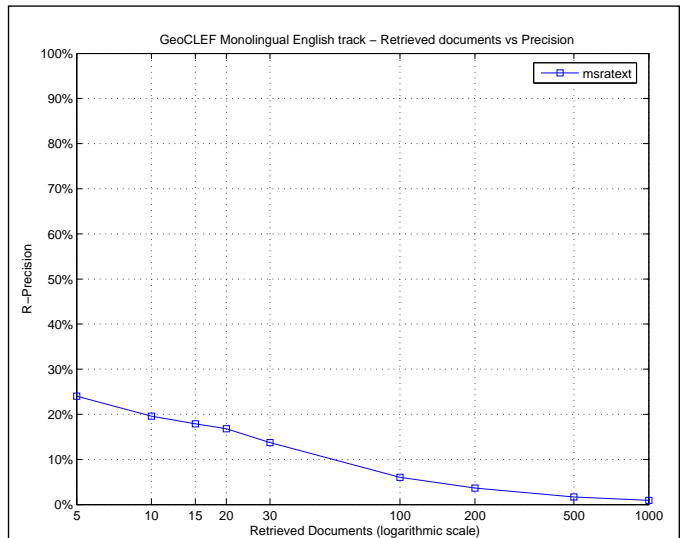


Precision averages (%) for individual queries

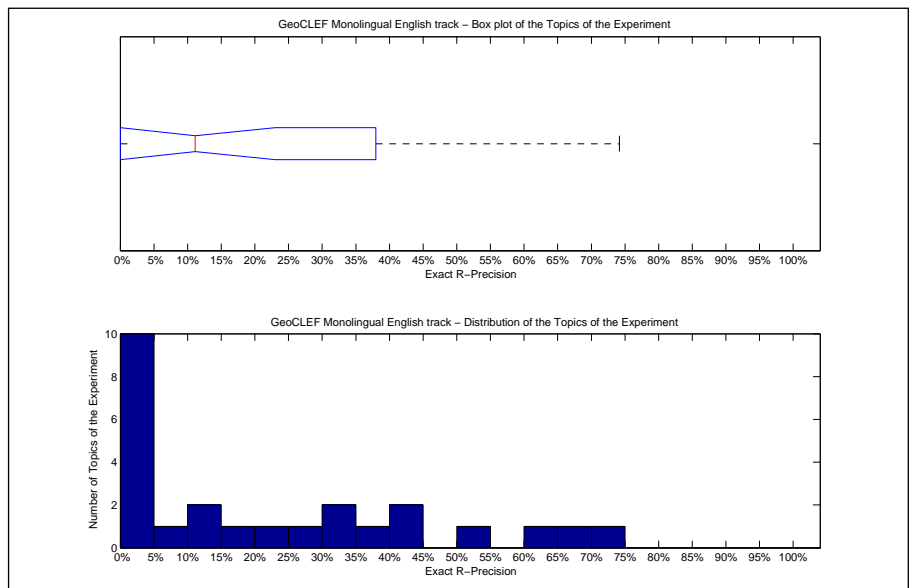
Topic 026	21.17	Topic 039	36.72
Topic 027	3.25	Topic 040	0.01
Topic 028	0.03	Topic 041	0.00
Topic 029	14.37	Topic 042	50.17
Topic 030	15.06	Topic 043	0.36
Topic 031	18.97	Topic 044	13.78
Topic 032	86.55	Topic 045	61.66
Topic 033	0.33	Topic 046	11.22
Topic 034	14.01	Topic 047	0.43
Topic 035	1.77	Topic 048	61.49
Topic 036	0.00	Topic 049	16.20
Topic 037	0.25	Topic 050	30.94
Topic 038	0.00		



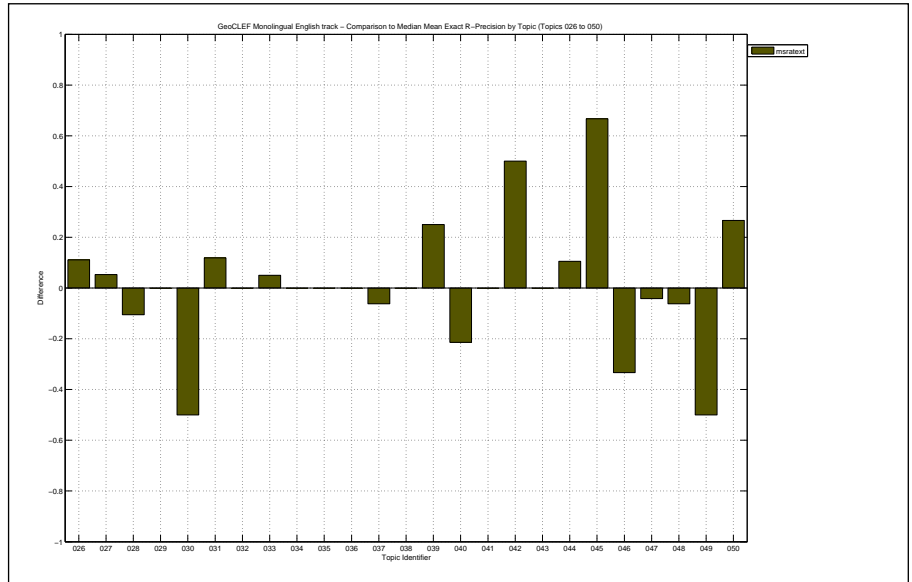
Docs Cutoff Levels	Precision at DCL (%)
5 docs	24.00
10 docs	19.60
15 docs	17.87
20 docs	16.80
30 docs	13.73
100 docs	6.04
200 docs	3.64
500 docs	1.70
1000 docs	0.91
R-Precision (precision after R document retrieved, where R = Relevant retrieved)	
	21.23



Exact R-Precision	
Maximum	0.7419
Minimum	0.0000
First Quartile	0.0000
Second Quartile	0.1111
Third Quartile	0.3797
Interquartile range	0.3797
Mean	0.2123
Standard Deviation	0.2387
Lower Outlier Threshold	0.0000
Upper Outlier Threshold	0.7419
Mean With No Outliers	0.2123
Std With No Outliers	0.2387



Precision averages (%) for individual queries			
Topic 026	22.22	Topic 039	43.75
Topic 027	10.53	Topic 040	0.00
Topic 028	0.00	Topic 041	0.00
Topic 029	11.11	Topic 042	50.00
Topic 030	16.67	Topic 043	0.00
Topic 031	37.29	Topic 044	26.32
Topic 032	74.19	Topic 045	66.67
Topic 033	5.00	Topic 046	33.33
Topic 034	33.33	Topic 047	0.00
Topic 035	0.00	Topic 048	60.42
Topic 036	0.00	Topic 049	0.00
Topic 037	0.00	Topic 050	40.00
Topic 038	0.00		



Overall statistics for 25 queries :

Total number of documents over all queries	
Retrieved	25,000
Relevant	378
Relevant retrieved	308
Geometric Mean Average Precision	0.0580
Binary Preference (BPREF)	0.2050

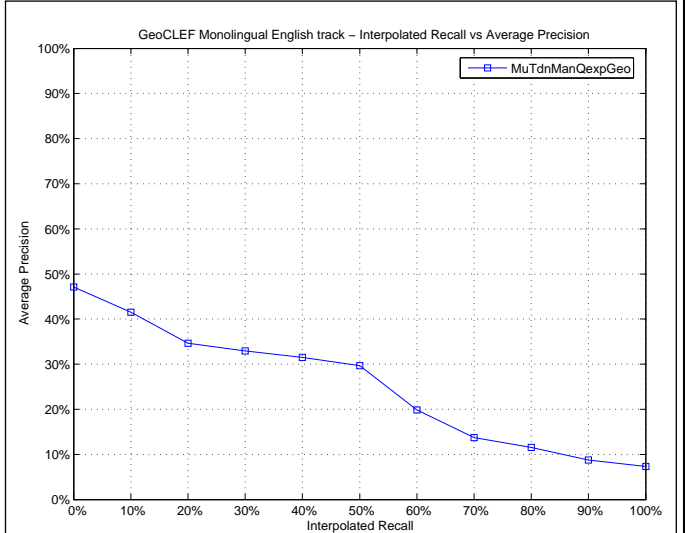
Priority	3
Query Construction	MANUAL
Source Language	English
Topic Fields	title, description, narrative
Pooled	false

title + desc + narr-exp + title-manexp, geo-query (only for title and desc), with manual title expansion

Interploated Recall (%)	Precision Averages (%)
0	47.07
10	41.49
20	34.63
30	32.91
40	31.48
50	29.63
60	19.88
70	13.74
80	11.55
90	8.74
100	7.32

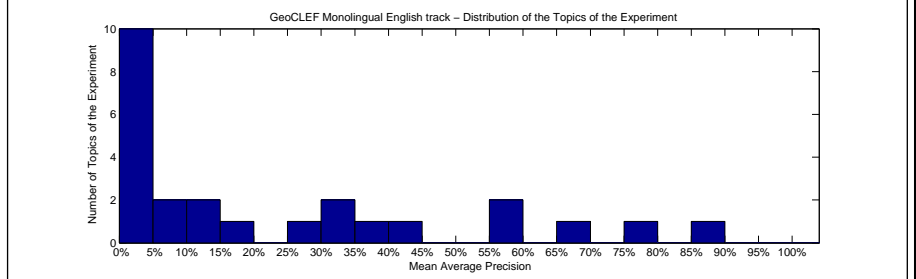
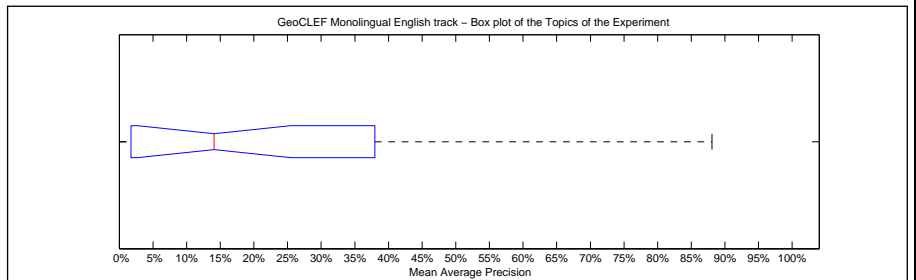
Average precision (non-interpolated) for all relevant documents (averaged over queries)

24.00



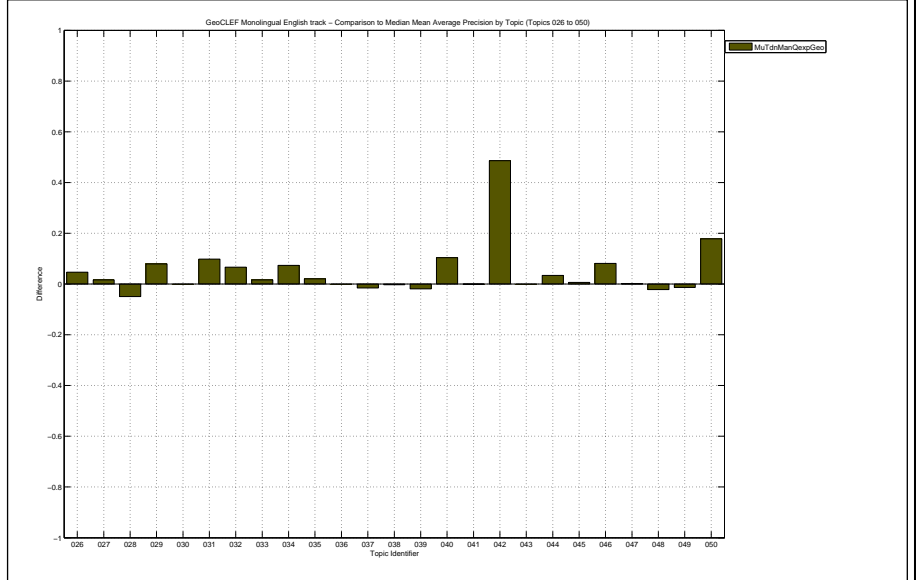
Mean Average Precision

Maximum	0.8807
Minimum	0.0000
First Quartile	0.0175
Second Quartile	0.1407
Third Quartile	0.3799
Interquartile range	0.3625
Mean	0.2400
Standard Deviation	0.2692
Lower Outlier Threshold	0.0000
Upper Outlier Threshold	0.8807
Mean With No Outliers	0.2400
Std With No Outliers	0.2692

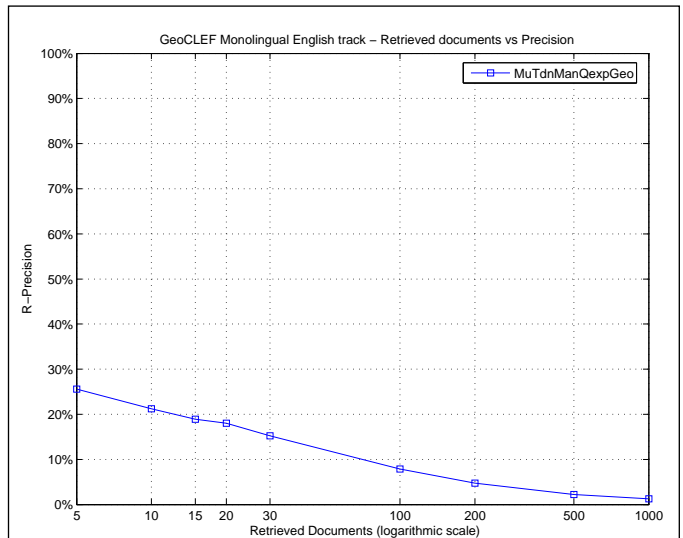


Precision averages (%) for individual queries

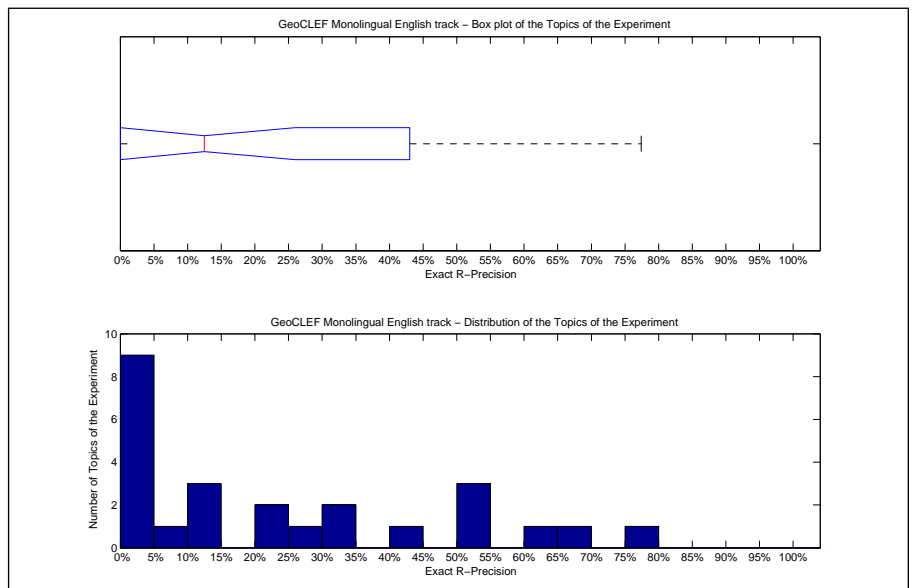
Topic 026	14.66	Topic 039	9.31
Topic 027	4.33	Topic 040	32.12
Topic 028	0.12	Topic 041	0.14
Topic 029	18.38	Topic 042	58.33
Topic 030	59.84	Topic 043	0.82
Topic 031	35.89	Topic 044	14.07
Topic 032	88.07	Topic 045	8.86
Topic 033	2.00	Topic 046	75.00
Topic 034	44.29	Topic 047	3.81
Topic 035	4.84	Topic 048	67.52
Topic 036	0.00	Topic 049	25.33
Topic 037	0.29	Topic 050	31.04
Topic 038	0.97		



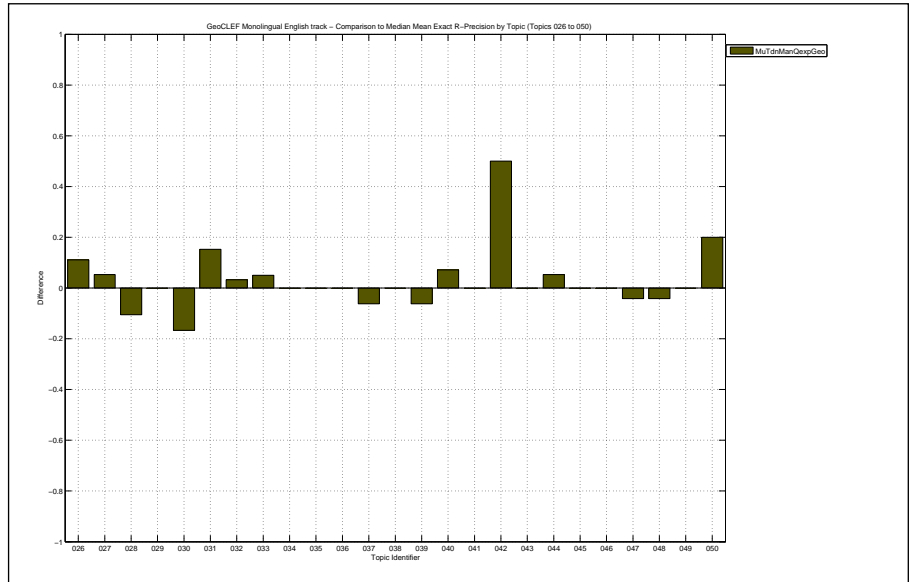
Docs Cutoff Levels	Precision at DCL (%)
5 docs	25.60
10 docs	21.20
15 docs	18.93
20 docs	18.00
30 docs	15.20
100 docs	7.88
200 docs	4.72
500 docs	2.22
1000 docs	1.23
R-Precision (precision after R document retrieved, where R = Relevant retrieved)	
	23.00



Exact R-Precision	
Maximum	0.7742
Minimum	0.0000
First Quartile	0.0000
Second Quartile	0.1250
Third Quartile	0.4301
Interquartile range	0.4301
Mean	0.2300
Standard Deviation	0.2472
Lower Outlier Threshold	0.0000
Upper Outlier Threshold	0.7742
Mean With No Outliers	0.2300
Std With No Outliers	0.2472



Precision averages (%) for individual queries			
Topic 026	22.22	Topic 039	12.50
Topic 027	10.53	Topic 040	28.57
Topic 028	0.00	Topic 041	0.00
Topic 029	11.11	Topic 042	50.00
Topic 030	50.00	Topic 043	0.00
Topic 031	40.68	Topic 044	21.05
Topic 032	77.42	Topic 045	0.00
Topic 033	5.00	Topic 046	66.67
Topic 034	33.33	Topic 047	0.00
Topic 035	0.00	Topic 048	62.50
Topic 036	0.00	Topic 049	50.00
Topic 037	0.00	Topic 050	33.33
Topic 038	0.00		



Overall statistics for 25 queries :

Total number of documents over all queries	
Retrieved	25,000
Relevant	378
Relevant retrieved	308
Geometric Mean Average Precision	0.0760
Binary Preference (BPREF)	0.1993

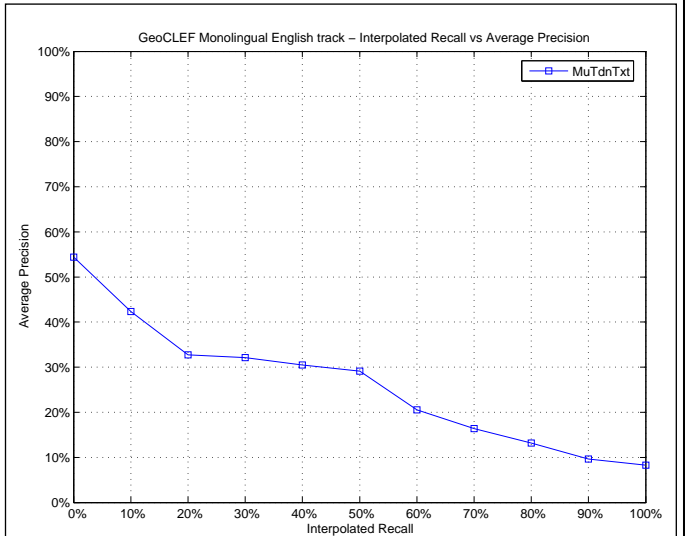
Priority	1
Query Construction	AUTOMATIC
Source Language	English
Topic Fields	title, description, narrative
Pooled	true

Baseline Zetair: title + desc + narr-exp, text only

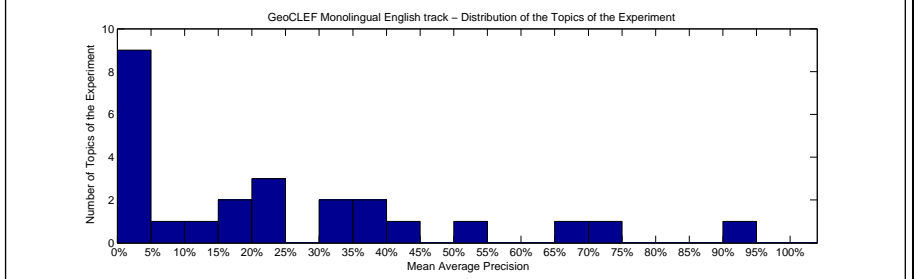
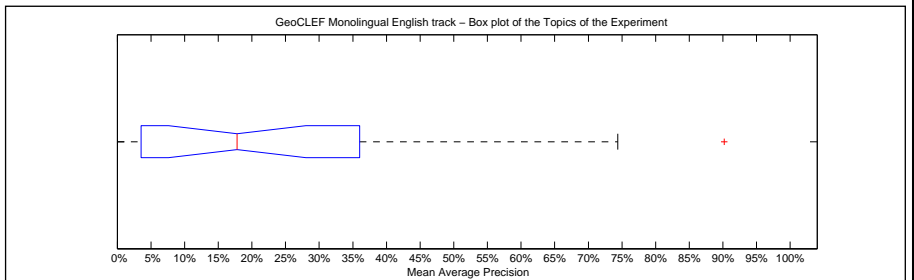
Interploated Recall (%)	Precision Averages (%)
0	54.38
10	42.31
20	32.76
30	32.10
40	30.46
50	29.11
60	20.53
70	16.38
80	13.20
90	9.64
100	8.27

Average precision (non-interpolated) for all relevant documents (averaged over queries)

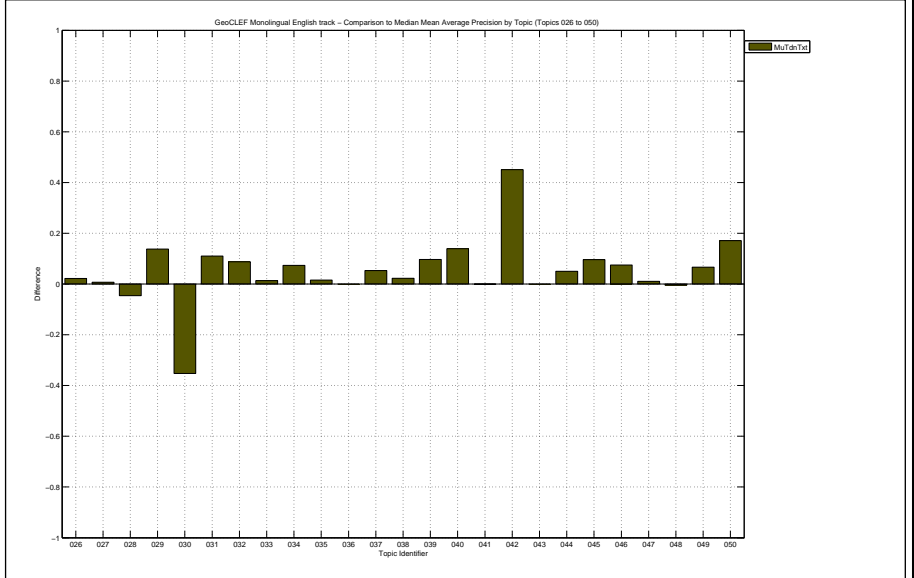
24.44



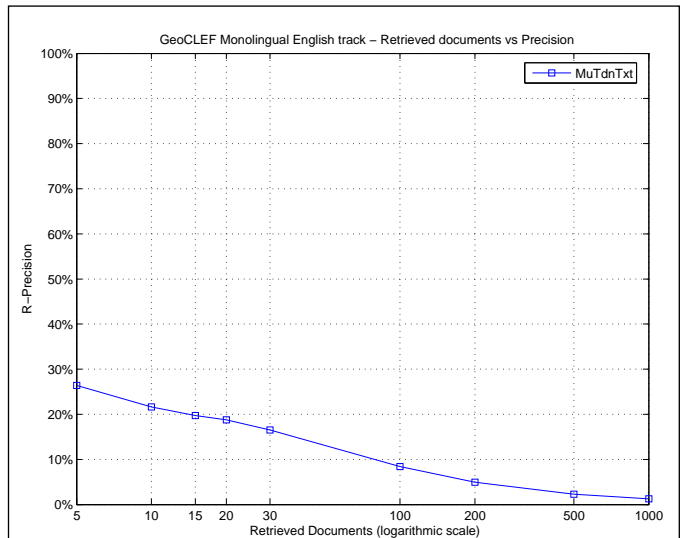
Mean Average Precision	
Maximum	0.9019
Minimum	0.0000
First Quartile	0.0353
Second Quartile	0.1781
Third Quartile	0.3602
Interquartile range	0.3248
Mean	0.2444
Standard Deviation	0.2552
Lower Outlier Threshold	0.0000
Upper Outlier Threshold	0.7436
Mean With No Outliers	0.2170
Std With No Outliers	0.2200



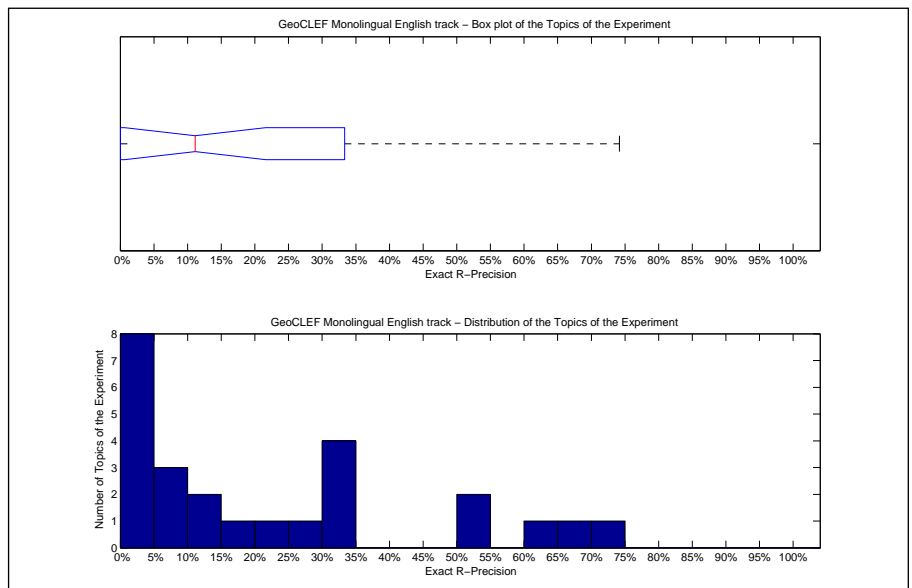
Precision averages (%) for individual queries			
Topic 026	12.19	Topic 039	20.92
Topic 027	3.41	Topic 040	35.66
Topic 028	0.47	Topic 041	0.14
Topic 029	24.25	Topic 042	54.76
Topic 030	24.61	Topic 043	0.81
Topic 031	37.09	Topic 044	15.74
Topic 032	90.19	Topic 045	17.81
Topic 033	1.66	Topic 046	74.36
Topic 034	44.29	Topic 047	4.71
Topic 035	4.31	Topic 048	69.29
Topic 036	0.00	Topic 049	33.33
Topic 037	7.17	Topic 050	30.36
Topic 038	3.57		



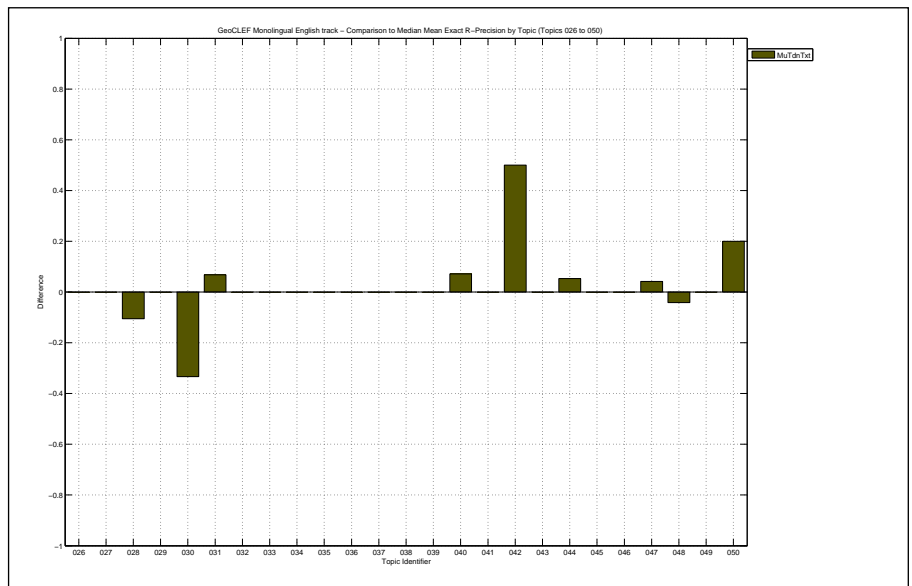
Docs Cutoff Levels	Precision at DCL (%)
5 docs	26.40
10 docs	21.60
15 docs	19.73
20 docs	18.80
30 docs	16.53
100 docs	8.44
200 docs	4.94
500 docs	2.26
1000 docs	1.23
R-Precision (precision after R document retrieved, where R = Relevant retrieved)	
	21.84



Exact R-Precision	
Maximum	0.7419
Minimum	0.0000
First Quartile	0.0000
Second Quartile	0.1111
Third Quartile	0.3333
Interquartile range	0.3333
Mean	0.2184
Standard Deviation	0.2354
Lower Outlier Threshold	0.0000
Upper Outlier Threshold	0.7419
Mean With No Outliers	0.2184
Std With No Outliers	0.2354



Precision averages (%) for individual queries			
Topic 026	11.11	Topic 039	18.75
Topic 027	5.26	Topic 040	28.57
Topic 028	0.00	Topic 041	0.00
Topic 029	11.11	Topic 042	50.00
Topic 030	33.33	Topic 043	0.00
Topic 031	32.20	Topic 044	21.05
Topic 032	74.19	Topic 045	0.00
Topic 033	0.00	Topic 046	66.67
Topic 034	33.33	Topic 047	8.33
Topic 035	0.00	Topic 048	62.50
Topic 036	0.00	Topic 049	50.00
Topic 037	6.25	Topic 050	33.33
Topic 038	0.00		

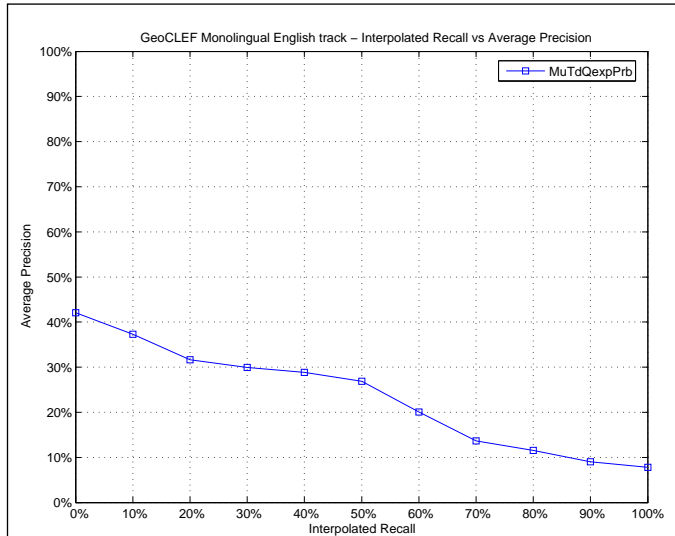




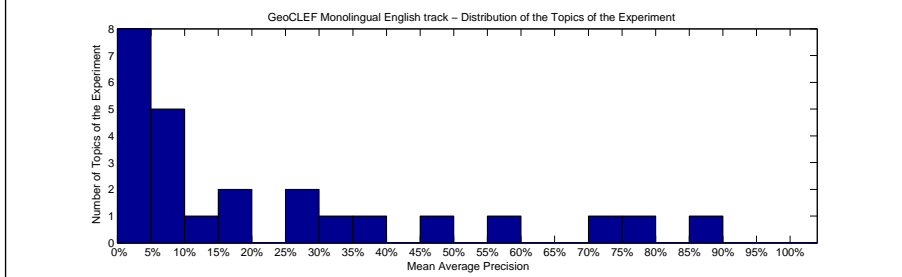
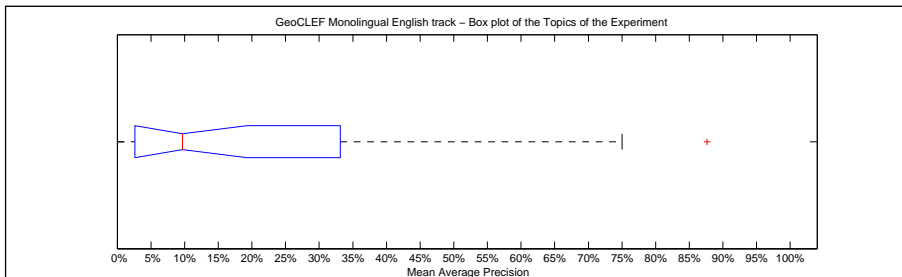
Overall statistics for 25 queries :	
Total number of documents over all queries	
Retrieved	25,000
Relevant	378
Relevant retrieved	291
Geometric Mean Average Precision	0.0626
Binary Preference (BPREF)	0.1898

Priority	2
Query Construction	AUTOMATIC
Source Language	English
Topic Fields	title, description
Pooled	true
title + desc, with automatic geographic query expansion, using probabilistic geo-index	

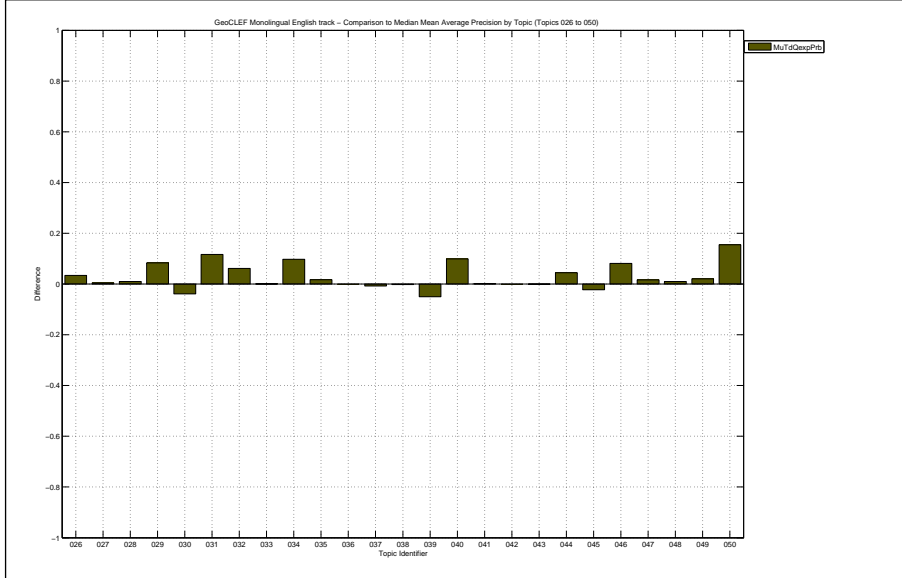
Interploated Recall (%)	Precision Averages (%)
0	42.04
10	37.33
20	31.67
30	29.96
40	28.86
50	26.88
60	20.08
70	13.68
80	11.53
90	9.05
100	7.77
Average precision (non-interpolated) for all relevant documents (averaged over queries)	
	22.18



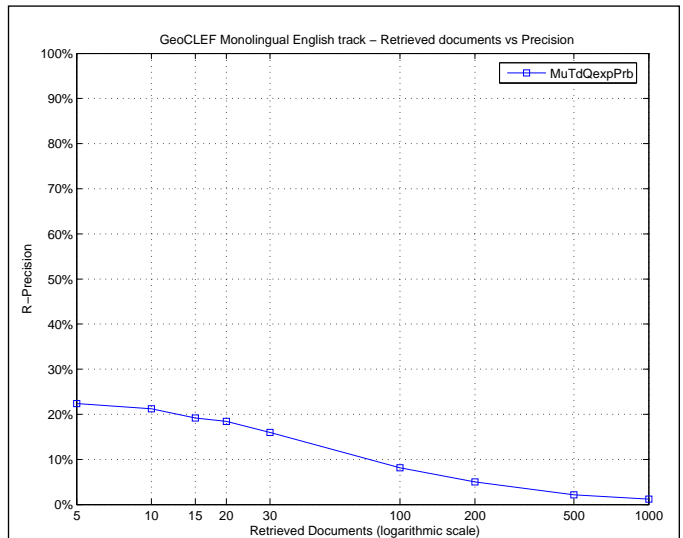
Mean Average Precision	
Maximum	0.8763
Minimum	0.0000
First Quartile	0.0263
Second Quartile	0.0970
Third Quartile	0.3314
Interquartile range	0.3052
Mean	0.2218
Standard Deviation	0.2615
Lower Outlier Threshold	0.0000
Upper Outlier Threshold	0.7500
Mean With No Outliers	0.1945
Std With No Outliers	0.2279



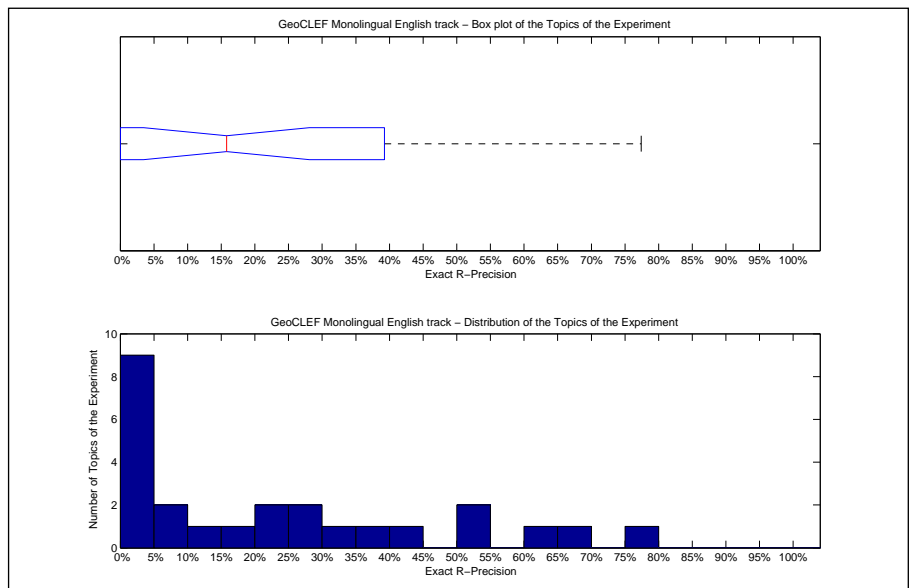
Precision averages (%) for individual queries			
Topic 026	13.38	Topic 039	6.22
Topic 027	3.16	Topic 040	31.61
Topic 028	6.11	Topic 041	0.35
Topic 029	18.78	Topic 042	9.70
Topic 030	55.93	Topic 043	0.71
Topic 031	37.75	Topic 044	15.16
Topic 032	87.63	Topic 045	5.96
Topic 033	0.41	Topic 046	75.00
Topic 034	46.67	Topic 047	5.27
Topic 035	4.47	Topic 048	70.71
Topic 036	0.00	Topic 049	28.70
Topic 037	1.05	Topic 050	28.68
Topic 038	1.04		



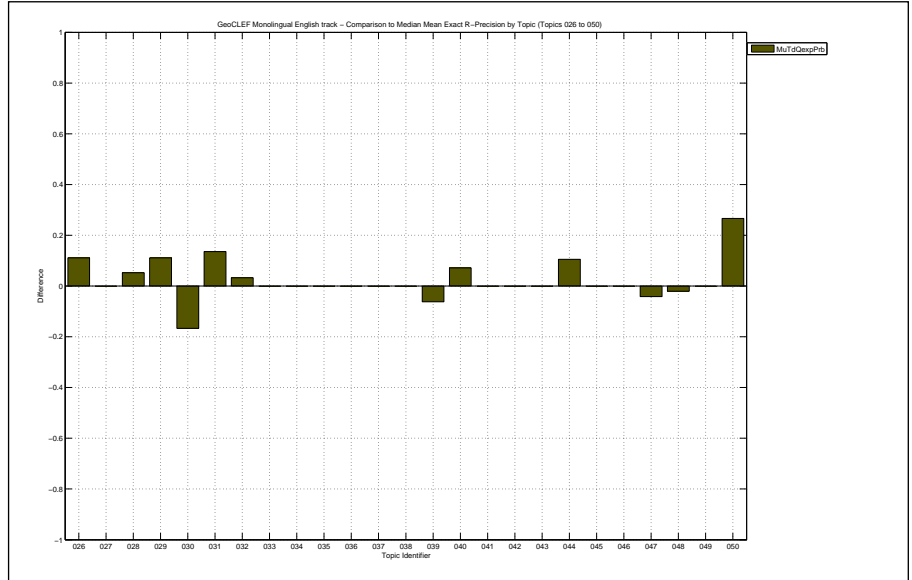
Docs Cutoff Levels	Precision at DCL (%)
5 docs	22.40
10 docs	21.20
15 docs	19.20
20 docs	18.40
30 docs	16.00
100 docs	8.16
200 docs	5.00
500 docs	2.14
1000 docs	1.16
R-Precision (precision after R document retrieved, where R = Relevant retrieved)	
	22.40



Exact R-Precision	
Maximum	0.7742
Minimum	0.0000
First Quartile	0.0000
Second Quartile	0.1579
Third Quartile	0.3924
Interquartile range	0.3924
Mean	0.2240
Standard Deviation	0.2438
Lower Outlier Threshold	0.0000
Upper Outlier Threshold	0.7742
Mean With No Outliers	0.2240
Std With No Outliers	0.2438



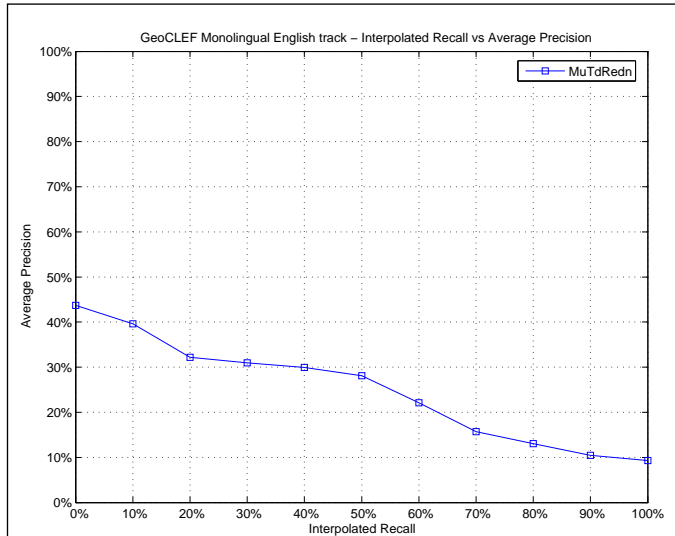
Precision averages (%) for individual queries			
Topic 026	22.22	Topic 039	12.50
Topic 027	5.26	Topic 040	28.57
Topic 028	15.79	Topic 041	0.00
Topic 029	22.22	Topic 042	0.00
Topic 030	50.00	Topic 043	0.00
Topic 031	38.98	Topic 044	26.32
Topic 032	77.42	Topic 045	0.00
Topic 033	0.00	Topic 046	66.67
Topic 034	33.33	Topic 047	0.00
Topic 035	0.00	Topic 048	64.58
Topic 036	0.00	Topic 049	50.00
Topic 037	6.25	Topic 050	40.00
Topic 038	0.00		



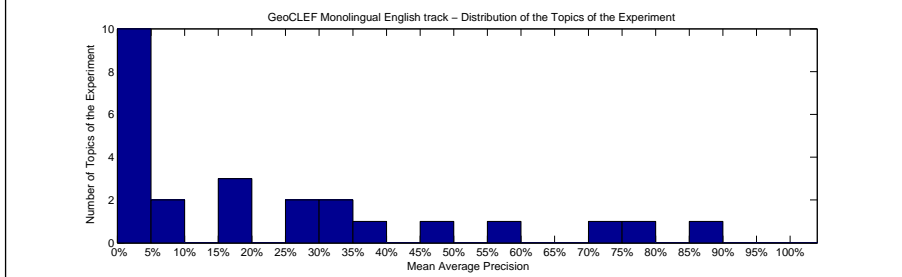
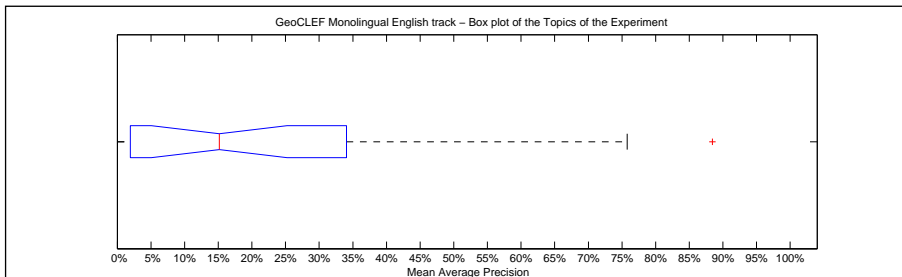
Overall statistics for 25 queries :	
Total number of documents over all queries	
Retrieved	25,000
Relevant	378
Relevant retrieved	293
Geometric Mean Average Precision	0.0648
Binary Preference (BPREF)	0.1870

Priority	4
Query Construction	AUTOMATIC
Source Language	English
Topic Fields	title, description
Pooled	false
title + desc, with document expansion no query expansion	

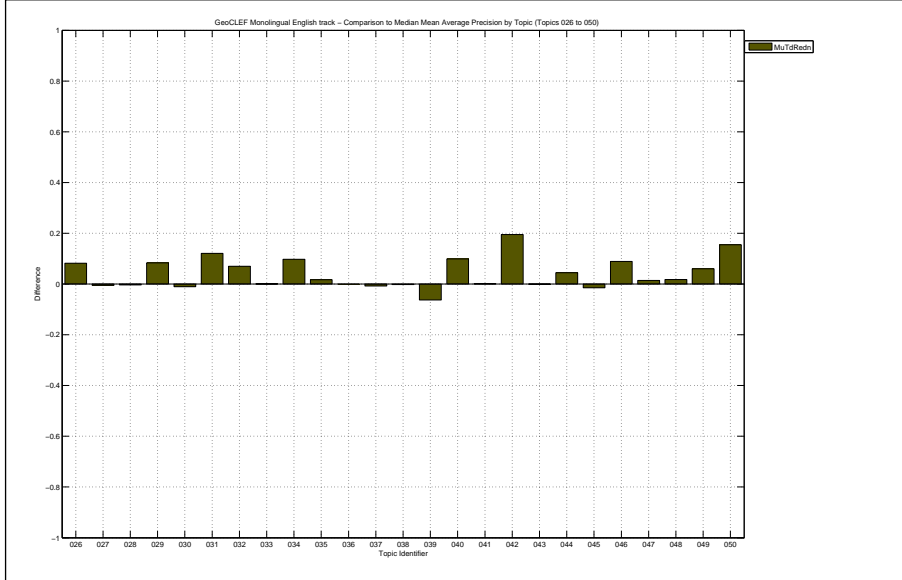
Interploated Recall (%)	Precision Averages (%)
0	43.70
10	39.58
20	32.18
30	30.93
40	29.93
50	28.08
60	22.13
70	15.73
80	13.06
90	10.46
100	9.32
Average precision (non-interpolated) for all relevant documents (averaged over queries)	
	23.41



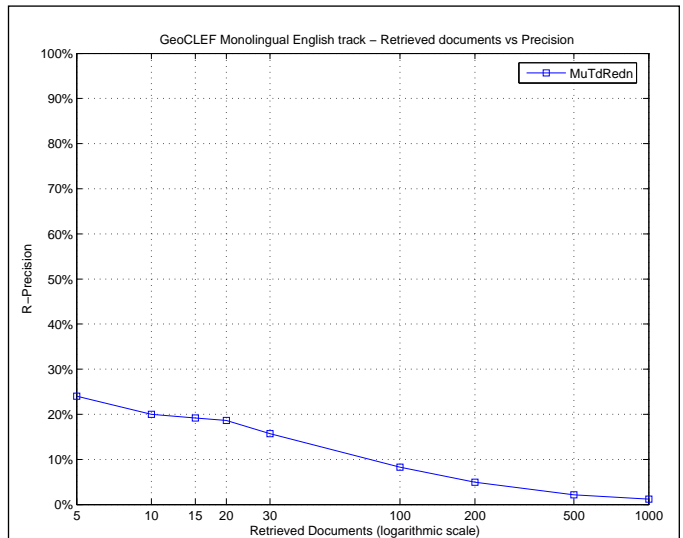
Mean Average Precision	
Maximum	0.8843
Minimum	0.0000
First Quartile	0.0192
Second Quartile	0.1516
Third Quartile	0.3406
Interquartile range	0.3214
Mean	0.2341
Standard Deviation	0.2650
Lower Outlier Threshold	0.0000
Upper Outlier Threshold	0.7576
Mean With No Outliers	0.2071
Std With No Outliers	0.2327



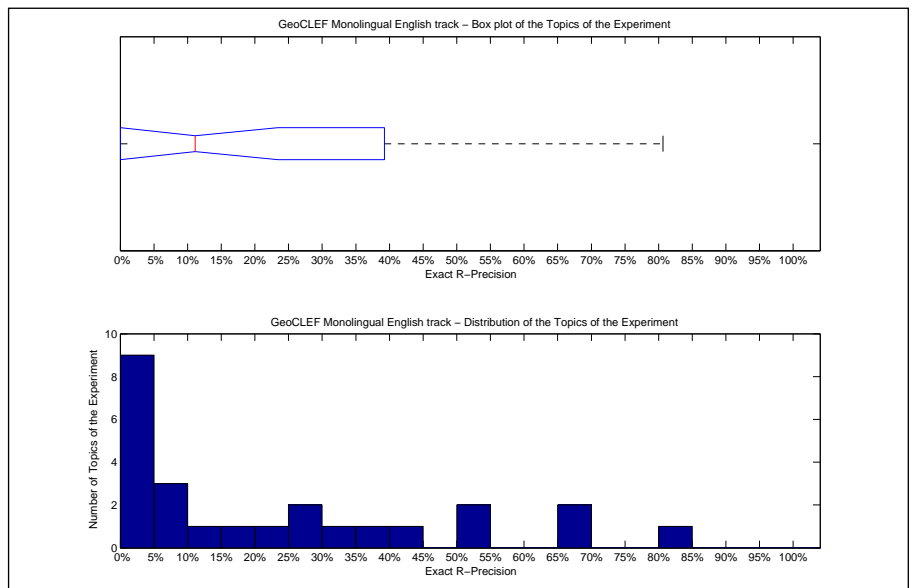
Precision averages (%) for individual queries			
Topic 026	18.19	Topic 039	4.94
Topic 027	2.21	Topic 040	31.61
Topic 028	4.72	Topic 041	0.35
Topic 029	18.82	Topic 042	29.17
Topic 030	58.76	Topic 043	0.71
Topic 031	38.17	Topic 044	15.16
Topic 032	88.43	Topic 045	6.76
Topic 033	0.41	Topic 046	75.76
Topic 034	46.67	Topic 047	5.08
Topic 035	4.47	Topic 048	71.52
Topic 036	0.00	Topic 049	32.69
Topic 037	1.05	Topic 050	28.68
Topic 038	1.04		



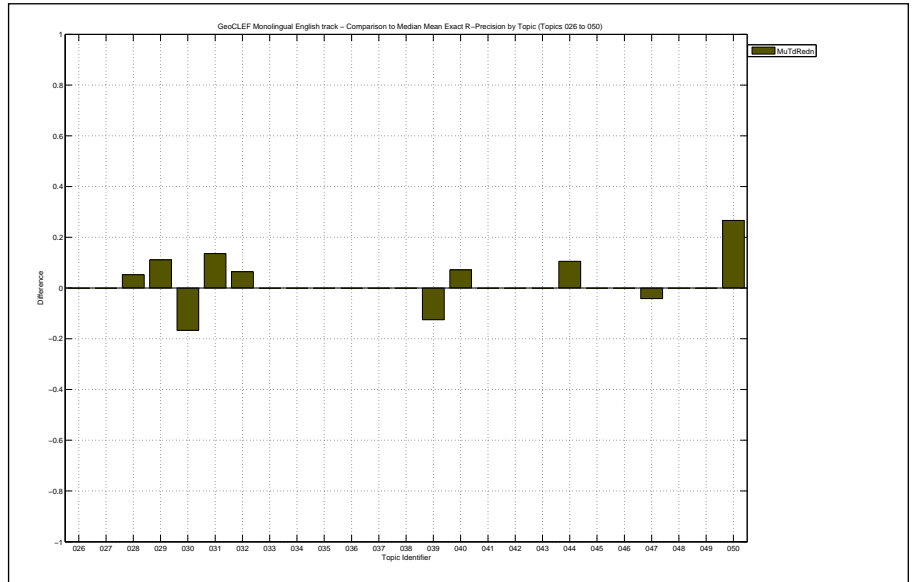
Docs Cutoff Levels	Precision at DCL (%)
5 docs	24.00
10 docs	20.00
15 docs	19.20
20 docs	18.60
30 docs	15.73
100 docs	8.28
200 docs	4.96
500 docs	2.14
1000 docs	1.17
R-Precision (precision after R document retrieved, where R = Relevant retrieved)	
	21.92



Exact R-Precision	
Maximum	0.8065
Minimum	0.0000
First Quartile	0.0000
Second Quartile	0.1111
Third Quartile	0.3924
Interquartile range	0.3924
Mean	0.2192
Standard Deviation	0.2507
Lower Outlier Threshold	0.0000
Upper Outlier Threshold	0.8065
Mean With No Outliers	0.2192
Std With No Outliers	0.2507



Precision averages (%) for individual queries			
Topic 026	11.11	Topic 039	6.25
Topic 027	5.26	Topic 040	28.57
Topic 028	15.79	Topic 041	0.00
Topic 029	22.22	Topic 042	0.00
Topic 030	50.00	Topic 043	0.00
Topic 031	38.98	Topic 044	26.32
Topic 032	80.65	Topic 045	0.00
Topic 033	0.00	Topic 046	66.67
Topic 034	33.33	Topic 047	0.00
Topic 035	0.00	Topic 048	66.67
Topic 036	0.00	Topic 049	50.00
Topic 037	6.25	Topic 050	40.00
Topic 038	0.00		



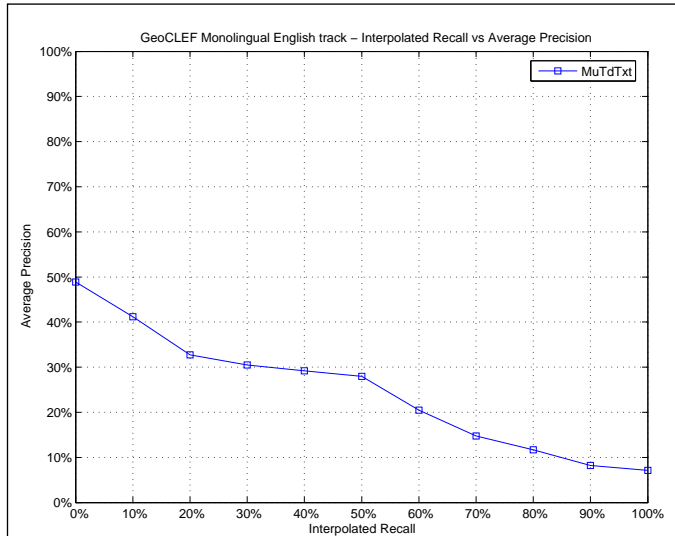
Overall statistics for 25 queries :

Total number of documents over all queries	
Retrieved	25,000
Relevant	378
Relevant retrieved	301
Geometric Mean Average Precision	0.0773
Binary Preference (BPREF)	0.1943

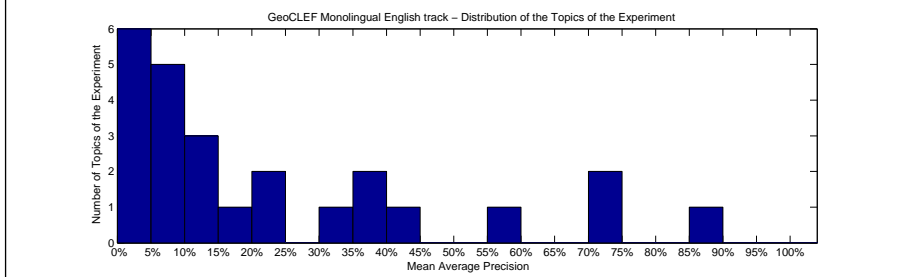
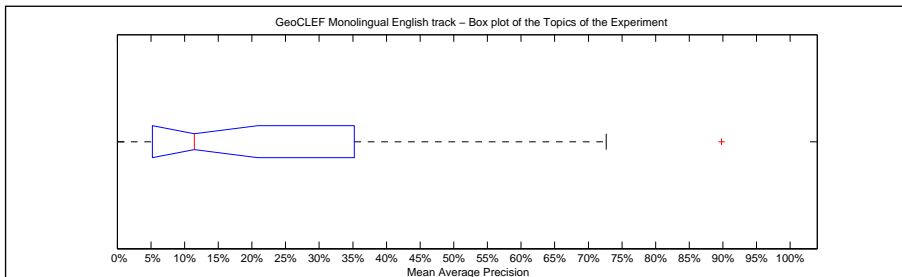
Priority	5
Query Construction	AUTOMATIC
Source Language	English
Topic Fields	title, description
Pooled	false

Baseline Zetair: title + desc, text only

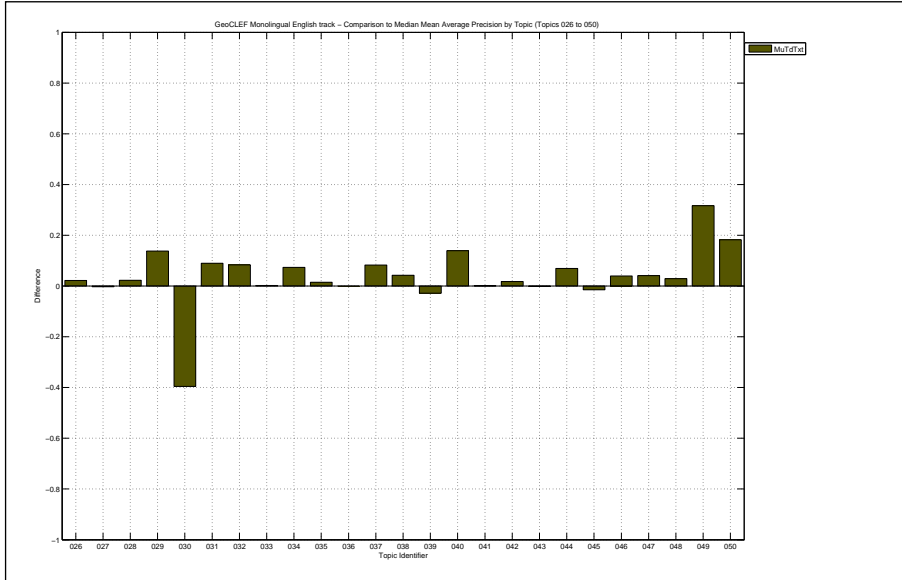
Interploated Recall (%)	Precision Averages (%)
0	48.88
10	41.16
20	32.71
30	30.52
40	29.18
50	27.95
60	20.49
70	14.73
80	11.66
90	8.23
100	7.11
Average precision (non-interpolated) for all relevant documents (averaged over queries)	
	23.12



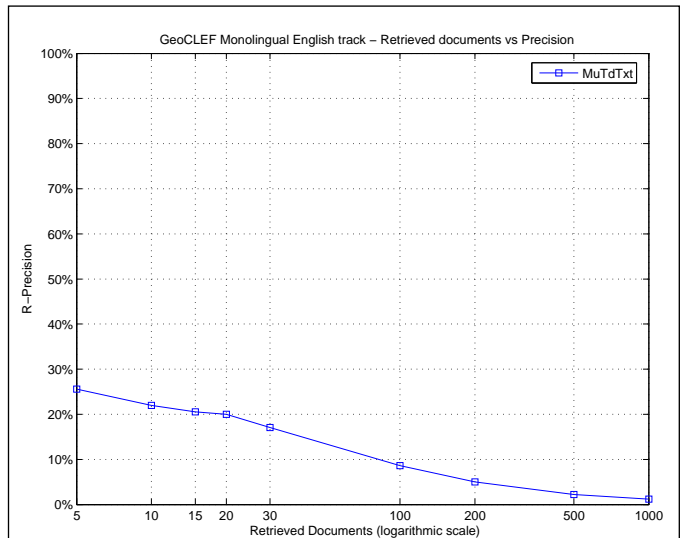
Mean Average Precision	
Maximum	0.8980
Minimum	0.0000
First Quartile	0.0523
Second Quartile	0.1146
Third Quartile	0.3523
Interquartile range	0.3000
Mean	0.2312
Standard Deviation	0.2568
Lower Outlier Threshold	0.0000
Upper Outlier Threshold	0.7265
Mean With No Outliers	0.2034
Std With No Outliers	0.2206



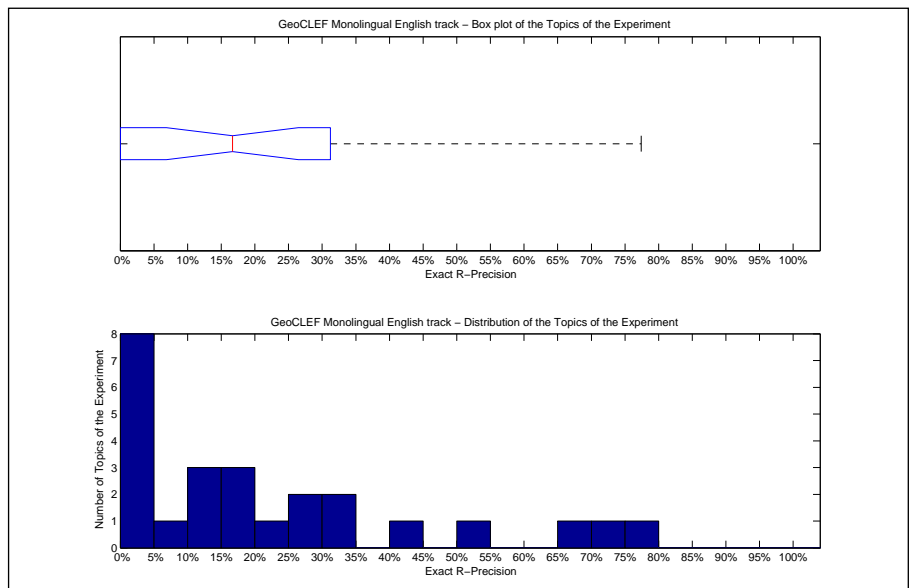
Precision averages (%) for individual queries			
Topic 026	12.19	Topic 039	8.35
Topic 027	2.41	Topic 040	35.66
Topic 028	7.38	Topic 041	0.41
Topic 029	24.25	Topic 042	11.46
Topic 030	20.27	Topic 043	0.71
Topic 031	35.09	Topic 044	17.63
Topic 032	89.80	Topic 045	6.75
Topic 033	0.53	Topic 046	70.83
Topic 034	44.29	Topic 047	7.70
Topic 035	4.25	Topic 048	72.65
Topic 036	0.00	Topic 049	58.33
Topic 037	10.13	Topic 050	31.43
Topic 038	5.56		



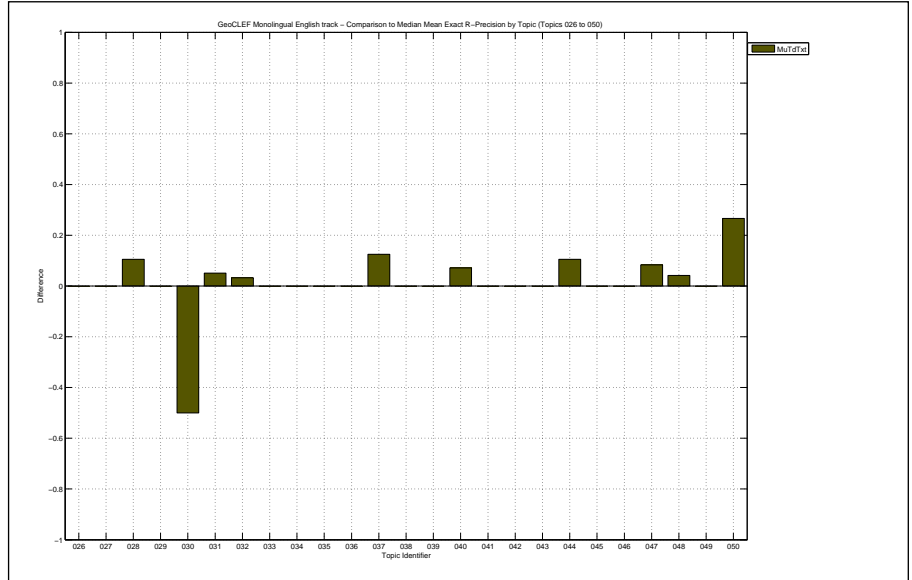
Docs Cutoff Levels	Precision at DCL (%)
5 docs	25.60
10 docs	22.00
15 docs	20.53
20 docs	20.00
30 docs	17.07
100 docs	8.64
200 docs	5.00
500 docs	2.22
1000 docs	1.20
R-Precision (precision after R document retrieved, where R = Relevant retrieved)	
	21.55



Exact R-Precision	
Maximum	0.7742
Minimum	0.0000
First Quartile	0.0000
Second Quartile	0.1667
Third Quartile	0.3121
Interquartile range	0.3121
Mean	0.2155
Standard Deviation	0.2358
Lower Outlier Threshold	0.0000
Upper Outlier Threshold	0.7742
Mean With No Outliers	0.2155
Std With No Outliers	0.2358



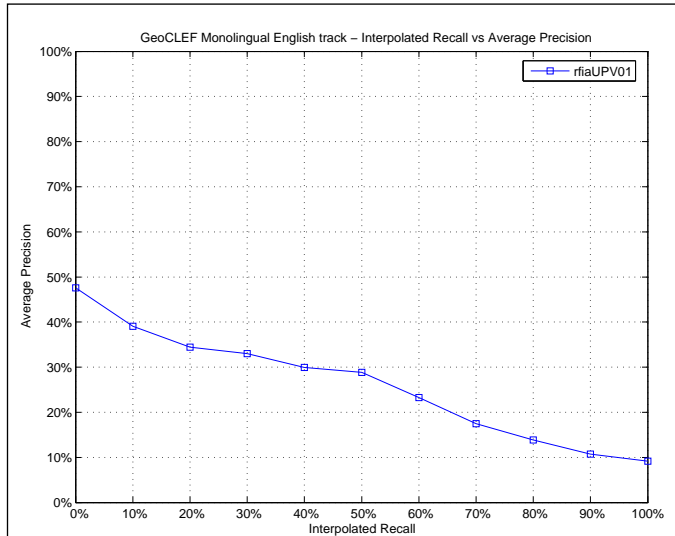
Precision averages (%) for individual queries			
Topic 026	11.11	Topic 039	18.75
Topic 027	5.26	Topic 040	28.57
Topic 028	21.05	Topic 041	0.00
Topic 029	11.11	Topic 042	0.00
Topic 030	16.67	Topic 043	0.00
Topic 031	30.51	Topic 044	26.32
Topic 032	77.42	Topic 045	0.00
Topic 033	0.00	Topic 046	66.67
Topic 034	33.33	Topic 047	12.50
Topic 035	0.00	Topic 048	70.83
Topic 036	0.00	Topic 049	50.00
Topic 037	18.75	Topic 050	40.00
Topic 038	0.00		



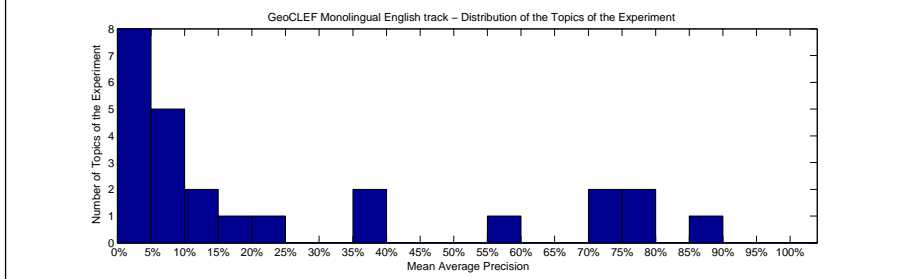
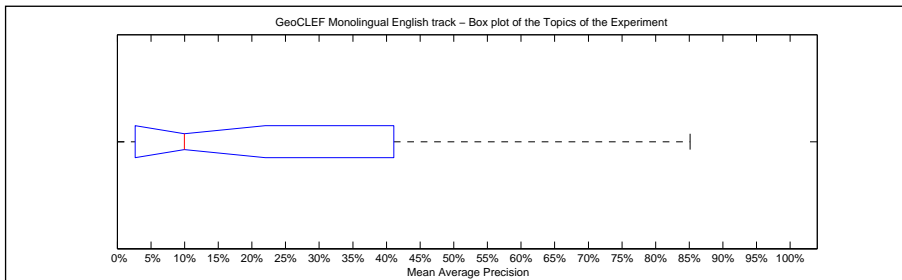
Overall statistics for 25 queries :	
Total number of documents over all queries	
Retrieved	25,000
Relevant	378
Relevant retrieved	298
Geometric Mean Average Precision	0.0689
Binary Preference (BPREF)	0.2218

Priority	3
Query Construction	AUTOMATIC
Source Language	English
Topic Fields	title, description
Pooled	false
Base system without GITE nor WN	

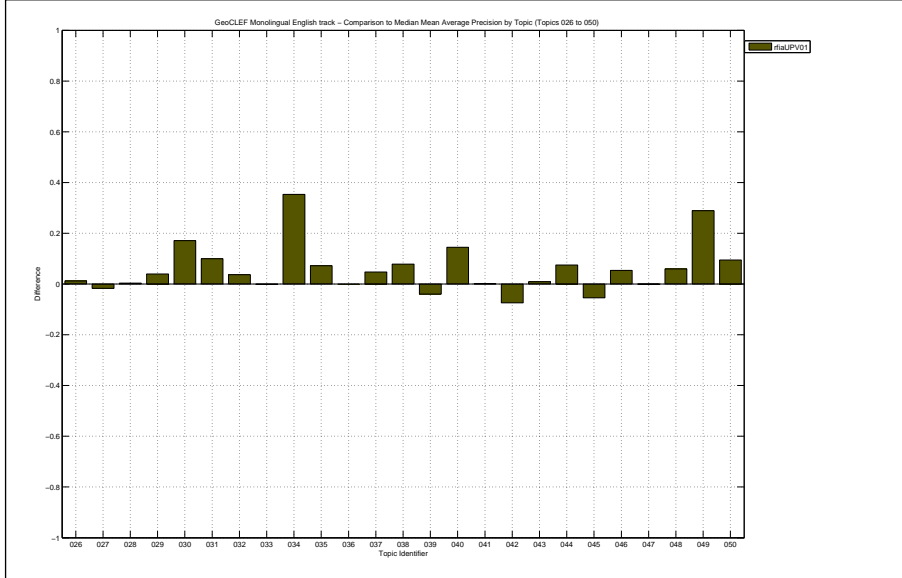
Interploated Recall (%)	Precision Averages (%)
0	47.56
10	39.05
20	34.46
30	33.01
40	29.95
50	28.85
60	23.28
70	17.51
80	13.85
90	10.74
100	9.18
Average precision (non-interpolated) for all relevant documents (averaged over queries)	
	25.07



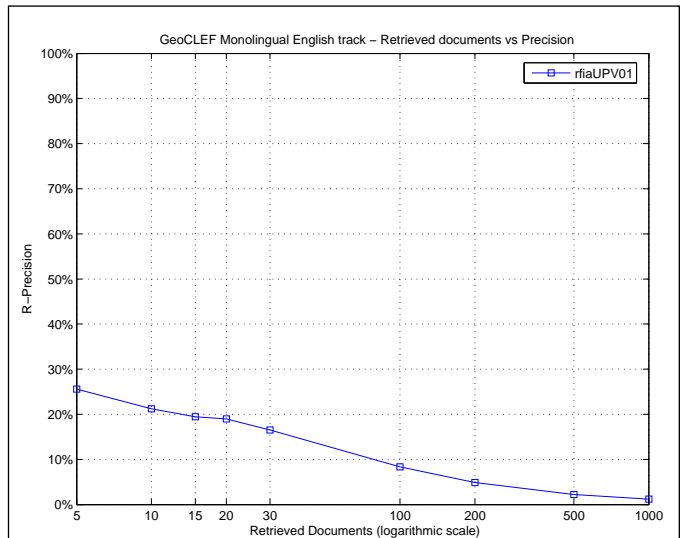
Mean Average Precision	
Maximum	0.8511
Minimum	0.0000
First Quartile	0.0266
Second Quartile	0.0995
Third Quartile	0.4107
Interquartile range	0.3841
Mean	0.2507
Standard Deviation	0.2946
Lower Outlier Threshold	0.0000
Upper Outlier Threshold	0.8511
Mean With No Outliers	0.2507
Std With No Outliers	0.2946



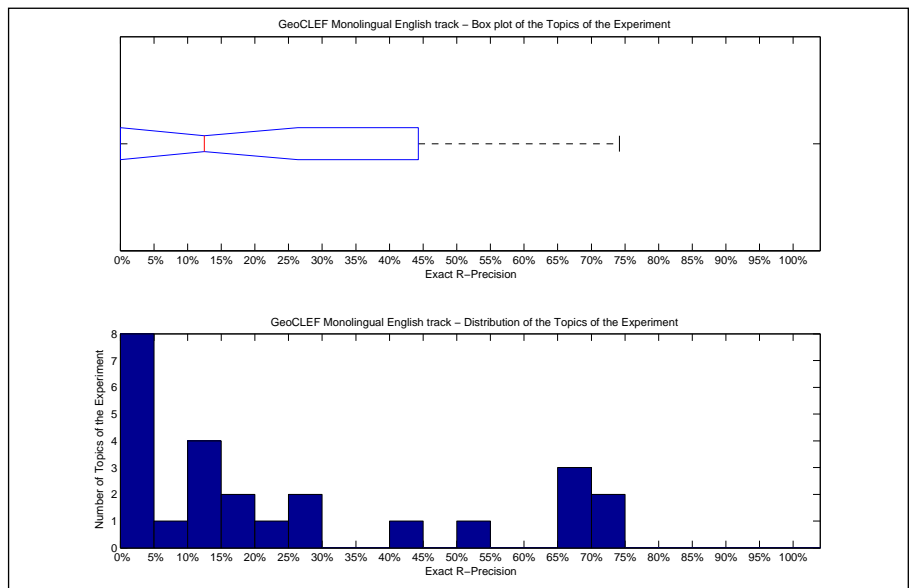
Precision averages (%) for individual queries			
Topic 026	11.21	Topic 039	7.25
Topic 027	1.02	Topic 040	36.25
Topic 028	5.45	Topic 041	0.37
Topic 029	14.38	Topic 042	2.29
Topic 030	76.95	Topic 043	1.70
Topic 031	36.07	Topic 044	18.22
Topic 032	85.11	Topic 045	2.79
Topic 033	0.21	Topic 046	72.22
Topic 034	72.22	Topic 047	3.56
Topic 035	9.95	Topic 048	75.66
Topic 036	0.00	Topic 049	55.56
Topic 037	6.59	Topic 050	22.68
Topic 038	9.09		



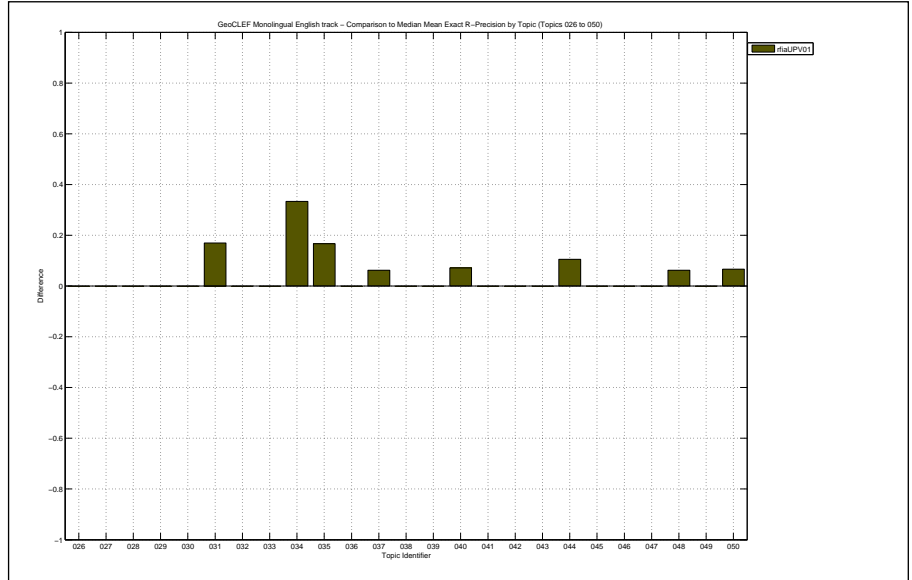
Docs Cutoff Levels	Precision at DCL (%)
5 docs	25.60
10 docs	21.20
15 docs	19.47
20 docs	19.00
30 docs	16.53
100 docs	8.36
200 docs	4.88
500 docs	2.22
1000 docs	1.19
R-Precision (precision after R document retrieved, where R = Relevant retrieved)	
	24.18



Exact R-Precision	
Maximum	0.7419
Minimum	0.0000
First Quartile	0.0000
Second Quartile	0.1250
Third Quartile	0.4428
Interquartile range	0.4428
Mean	0.2418
Standard Deviation	0.2656
Lower Outlier Threshold	0.0000
Upper Outlier Threshold	0.7419
Mean With No Outliers	0.2418
Std With No Outliers	0.2656



Precision averages (%) for individual queries			
Topic 026	11.11	Topic 039	18.75
Topic 027	5.26	Topic 040	28.57
Topic 028	10.53	Topic 041	0.00
Topic 029	11.11	Topic 042	0.00
Topic 030	66.67	Topic 043	0.00
Topic 031	42.37	Topic 044	26.32
Topic 032	74.19	Topic 045	0.00
Topic 033	0.00	Topic 046	66.67
Topic 034	66.67	Topic 047	4.17
Topic 035	16.67	Topic 048	72.92
Topic 036	0.00	Topic 049	50.00
Topic 037	12.50	Topic 050	20.00
Topic 038	0.00		



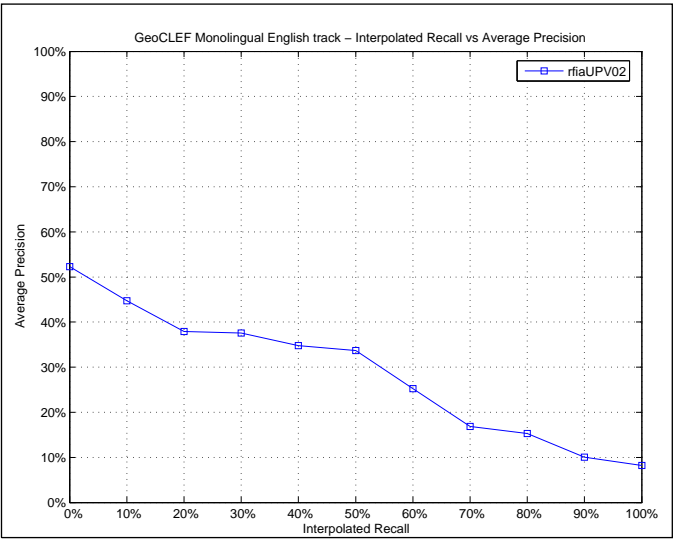


Overall statistics for 25 queries :		Priority	4
Total number of documents over all queries		Query Construction	AUTOMATIC
Retrieved	25,000	Source Language	English
Relevant	378	Topic Fields	title, description, narrative
Relevant retrieved	303	Pooled	false
Geometric Mean Average Precision		All Fields without GITE nor WN	
Binary Preference (BPREF)		0.2388	

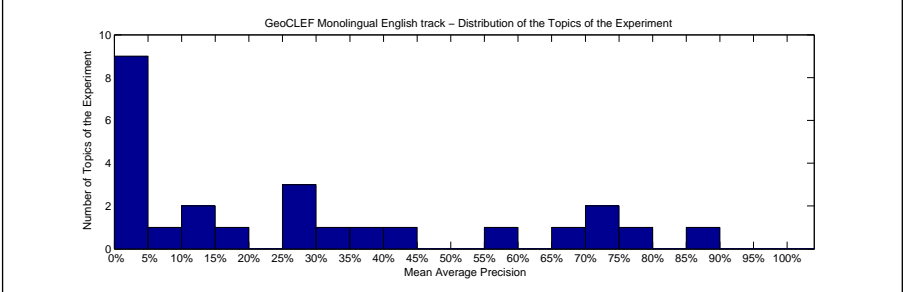
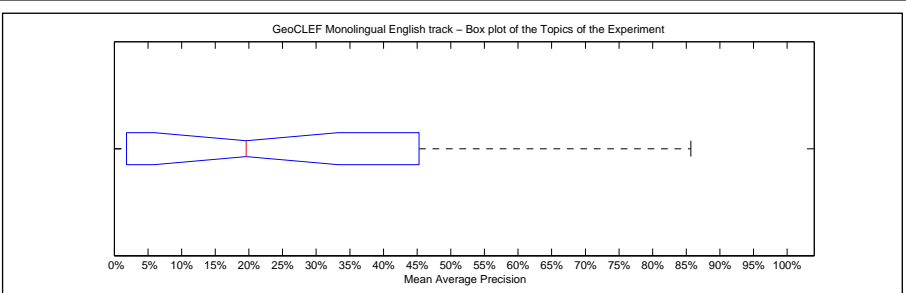
Interploated Recall (%)	Precision Averages (%)
0	52.27
10	44.75
20	37.94
30	37.54
40	34.77
50	33.66
60	25.23
70	16.83
80	15.33
90	10.02
100	8.21

Average precision (non-interpolated) for all relevant documents (averaged over queries)

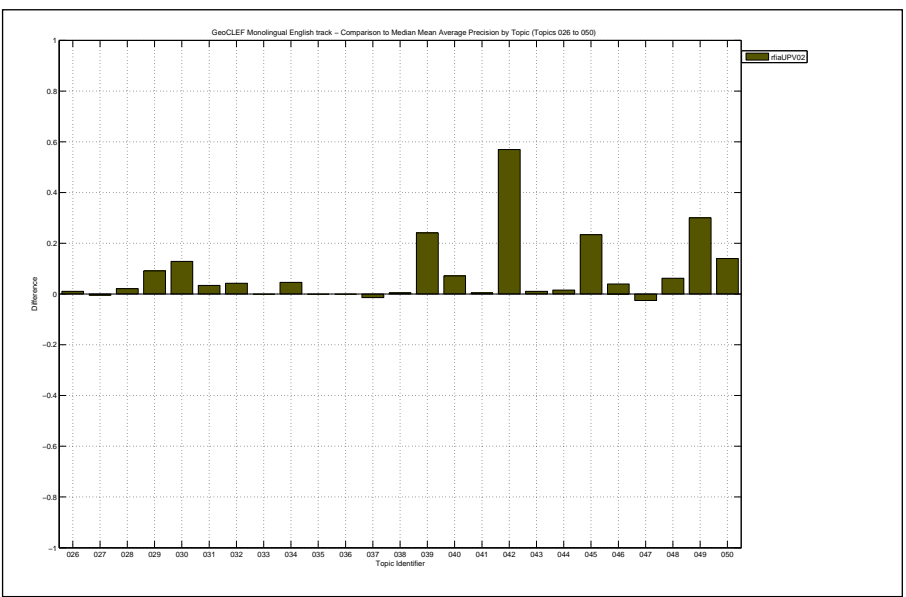
27.35



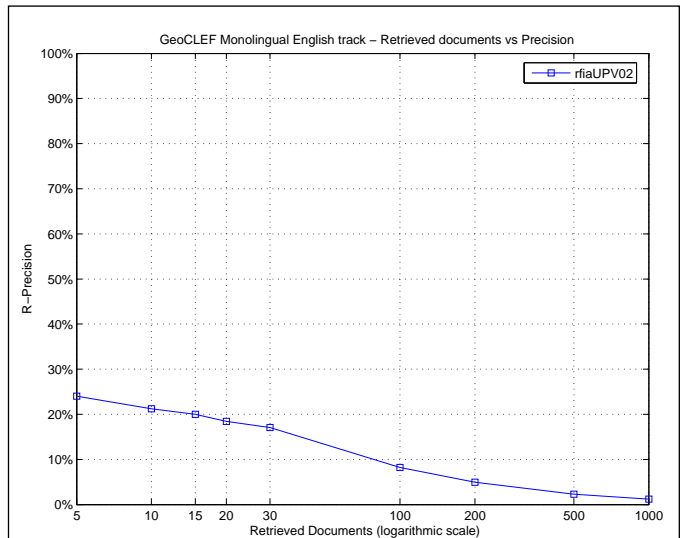
Mean Average Precision	
Maximum	0.8569
Minimum	0.0000
First Quartile	0.0183
Second Quartile	0.1960
Third Quartile	0.4531
Interquartile range	0.4348
Mean	0.2735
Standard Deviation	0.2852
Lower Outlier Threshold	0.0000
Upper Outlier Threshold	0.8569
Mean With No Outliers	0.2735
Std With No Outliers	0.2852



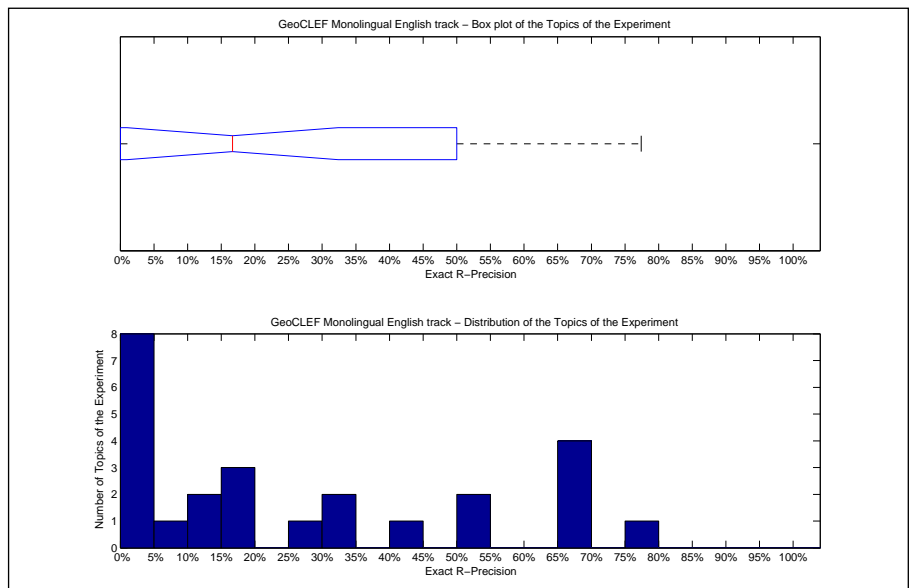
Precision averages (%) for individual queries			
Topic 026	11.00	Topic 039	35.26
Topic 027	2.31	Topic 040	28.86
Topic 028	7.21	Topic 041	0.63
Topic 029	19.60	Topic 042	66.67
Topic 030	72.70	Topic 043	1.86
Topic 031	29.52	Topic 044	12.24
Topic 032	85.69	Topic 045	31.62
Topic 033	0.33	Topic 046	70.83
Topic 034	41.52	Topic 047	1.07
Topic 035	2.76	Topic 048	75.94
Topic 036	0.00	Topic 049	56.67
Topic 037	0.39	Topic 050	27.26
Topic 038	1.72		



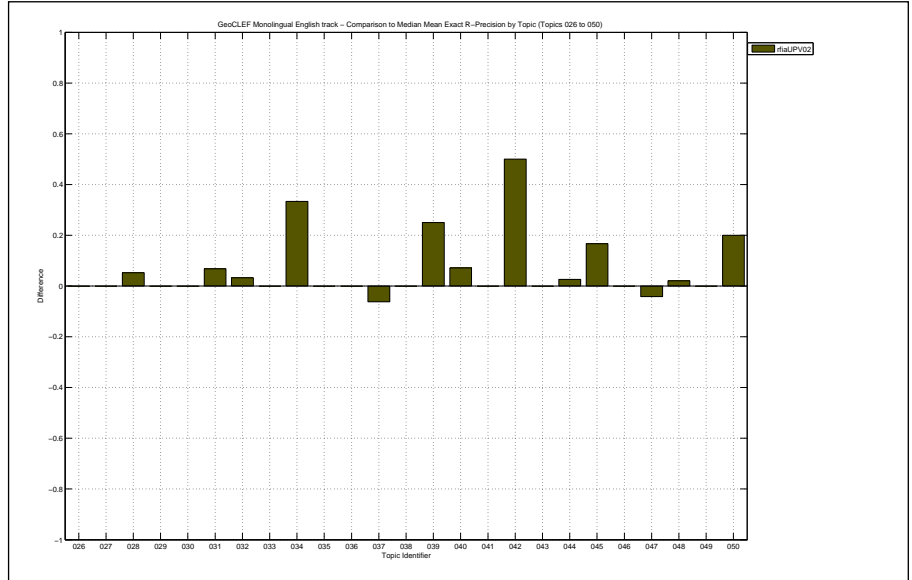
Docs Cutoff Levels	Precision at DCL (%)
5 docs	24.00
10 docs	21.20
15 docs	20.00
20 docs	18.40
30 docs	17.07
100 docs	8.20
200 docs	4.94
500 docs	2.28
1000 docs	1.21
R-Precision (precision after R document retrieved, where R = Relevant retrieved)	
	26.50



Exact R-Precision	
Maximum	0.7742
Minimum	0.0000
First Quartile	0.0000
Second Quartile	0.1667
Third Quartile	0.5000
Interquartile range	0.5000
Mean	0.2650
Standard Deviation	0.2702
Lower Outlier Threshold	0.0000
Upper Outlier Threshold	0.7742
Mean With No Outliers	0.2650
Std With No Outliers	0.2702



Precision averages (%) for individual queries			
Topic 026	11.11	Topic 039	43.75
Topic 027	5.26	Topic 040	28.57
Topic 028	15.79	Topic 041	0.00
Topic 029	11.11	Topic 042	50.00
Topic 030	66.67	Topic 043	0.00
Topic 031	32.20	Topic 044	18.42
Topic 032	77.42	Topic 045	16.67
Topic 033	0.00	Topic 046	66.67
Topic 034	66.67	Topic 047	0.00
Topic 035	0.00	Topic 048	68.75
Topic 036	0.00	Topic 049	50.00
Topic 037	0.00	Topic 050	33.33
Topic 038	0.00		

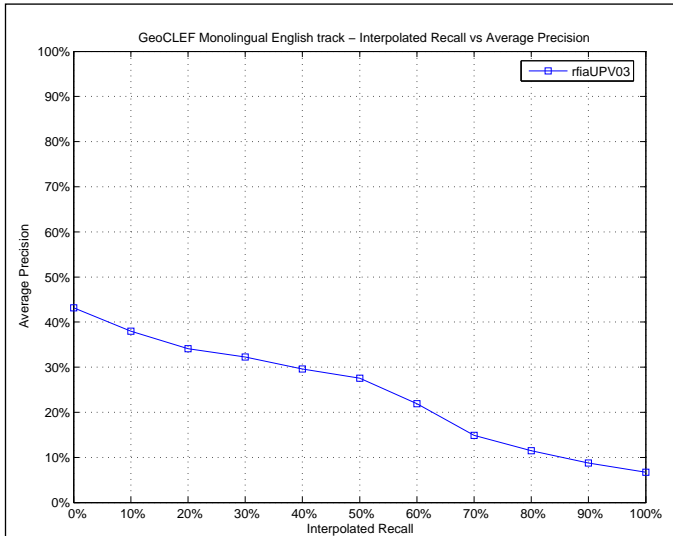


Overall statistics for 25 queries :	
Total number of documents over all queries	
Retrieved	25,000
Relevant	378
Relevant retrieved	302
Geometric Mean Average Precision	0.0643
Binary Preference (BPREF)	0.2045

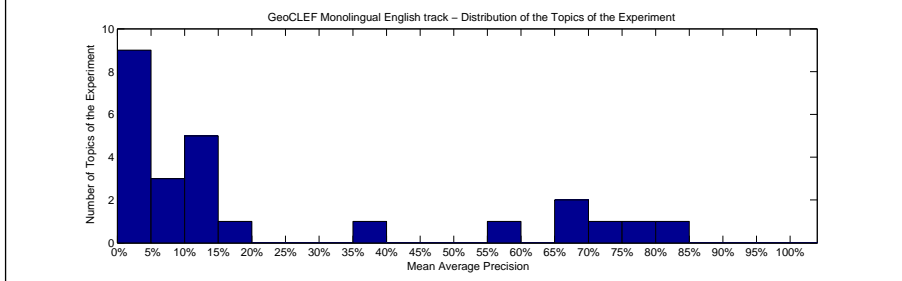
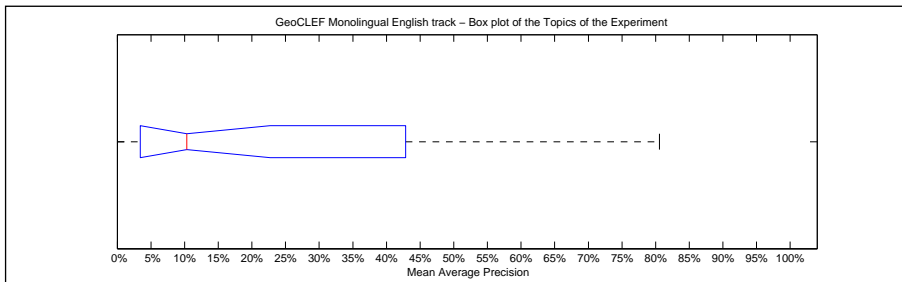
Priority	1
Query Construction	AUTOMATIC
Source Language	English
Topic Fields	title, description
Pooled	true

Title-Desc with GITE

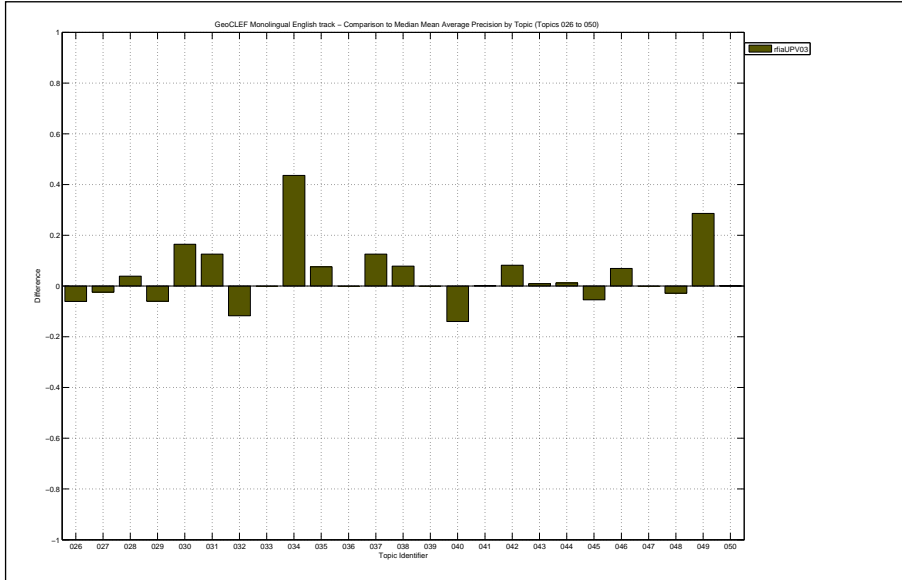
Interploated Recall (%)	Precision Averages (%)
0	43.17
10	38.01
20	34.07
30	32.27
40	29.60
50	27.56
60	21.90
70	14.89
80	11.47
90	8.74
100	6.73
Average precision (non-interpolated) for all relevant documents (averaged over queries)	
	23.35



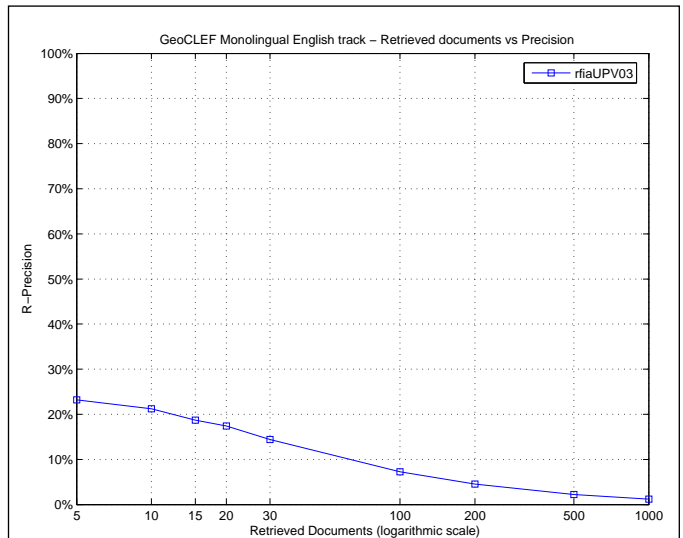
Mean Average Precision	
Maximum	0.8056
Minimum	0.0000
First Quartile	0.0342
Second Quartile	0.1034
Third Quartile	0.4284
Interquartile range	0.3942
Mean	0.2335
Standard Deviation	0.2842
Lower Outlier Threshold	0.0000
Upper Outlier Threshold	0.8056
Mean With No Outliers	0.2335
Std With No Outliers	0.2842



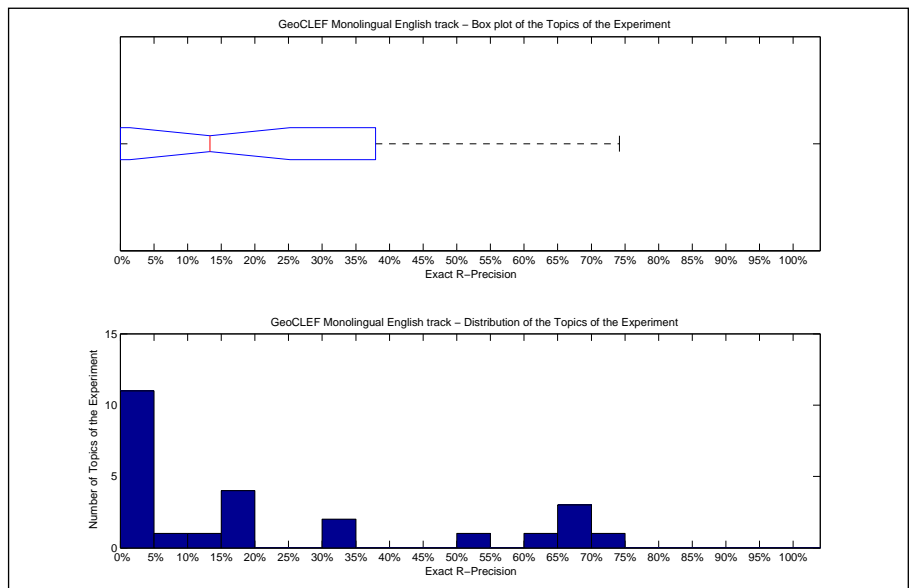
Precision averages (%) for individual queries			
Topic 026	3.91	Topic 039	11.19
Topic 027	0.30	Topic 040	7.75
Topic 028	8.95	Topic 041	0.37
Topic 029	4.45	Topic 042	17.87
Topic 030	76.32	Topic 043	1.71
Topic 031	38.70	Topic 044	11.94
Topic 032	69.75	Topic 045	2.78
Topic 033	0.35	Topic 046	73.81
Topic 034	80.56	Topic 047	3.64
Topic 035	10.34	Topic 048	66.92
Topic 036	0.00	Topic 049	55.26
Topic 037	14.44	Topic 050	13.31
Topic 038	9.09		



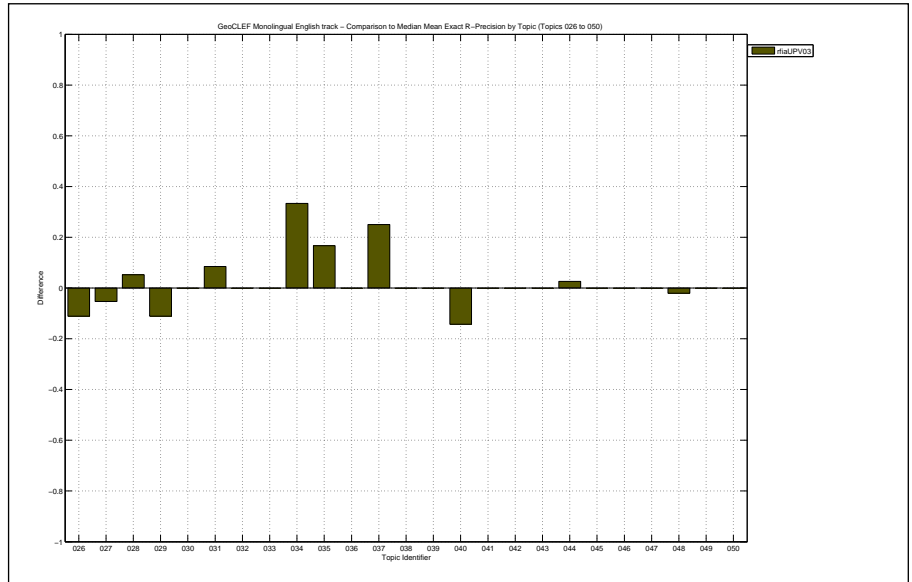
Docs Cutoff Levels	Precision at DCL (%)
5 docs	23.20
10 docs	21.20
15 docs	18.67
20 docs	17.40
30 docs	14.40
100 docs	7.24
200 docs	4.52
500 docs	2.20
1000 docs	1.21
R-Precision (precision after R document retrieved, where R = Relevant retrieved)	
	21.93



Exact R-Precision	
Maximum	0.7419
Minimum	0.0000
First Quartile	0.0000
Second Quartile	0.1333
Third Quartile	0.3792
Interquartile range	0.3792
Mean	0.2193
Standard Deviation	0.2668
Lower Outlier Threshold	0.0000
Upper Outlier Threshold	0.7419
Mean With No Outliers	0.2193
Std With No Outliers	0.2668



Precision averages (%) for individual queries			
Topic 026	0.00	Topic 039	18.75
Topic 027	0.00	Topic 040	7.14
Topic 028	15.79	Topic 041	0.00
Topic 029	0.00	Topic 042	0.00
Topic 030	66.67	Topic 043	0.00
Topic 031	33.90	Topic 044	18.42
Topic 032	74.19	Topic 045	0.00
Topic 033	0.00	Topic 046	66.67
Topic 034	66.67	Topic 047	4.17
Topic 035	16.67	Topic 048	64.58
Topic 036	0.00	Topic 049	50.00
Topic 037	31.25	Topic 050	13.33
Topic 038	0.00		



Overall statistics for 25 queries :	
Total number of documents over all queries	
Retrieved	25,000
Relevant	378
Relevant retrieved	307
Geometric Mean Average Precision	0.0681
Binary Preference (BPREF)	0.2393

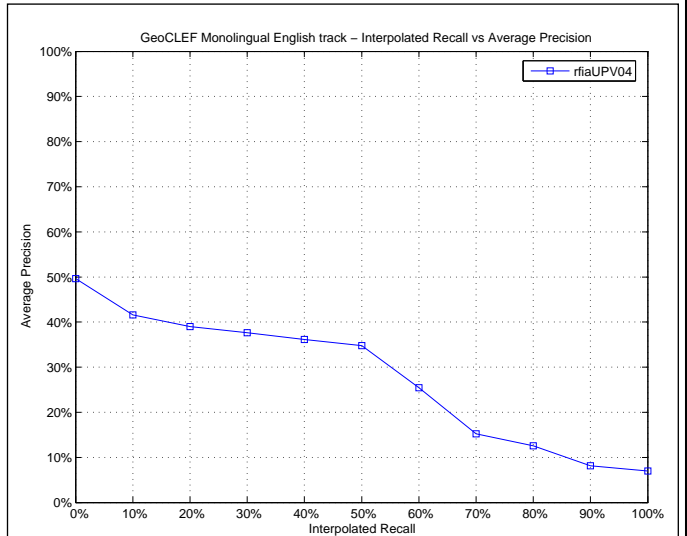
Priority	2
Query Construction	AUTOMATIC
Source Language	English
Topic Fields	title, description, narrative
Pooled	true

All Fields with GITE

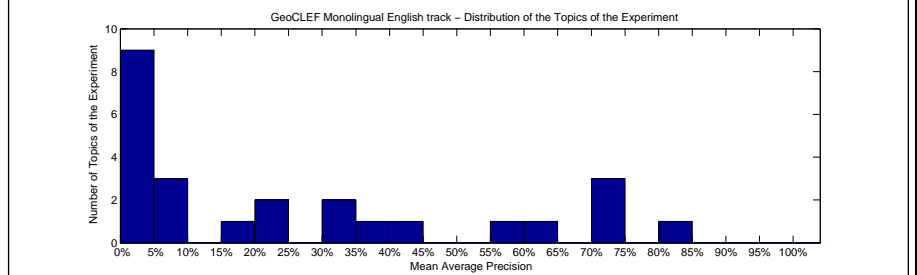
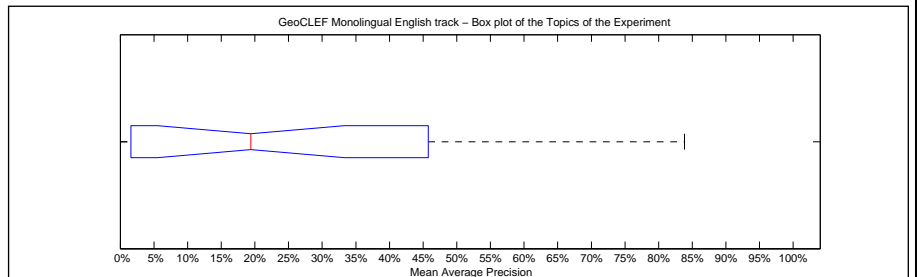
Interploated Recall (%)	Precision Averages (%)
0	49.64
10	41.56
20	39.02
30	37.65
40	36.11
50	34.81
60	25.47
70	15.20
80	12.54
90	8.16
100	7.01

Average precision (non-interpolated) for all relevant documents (averaged over queries)

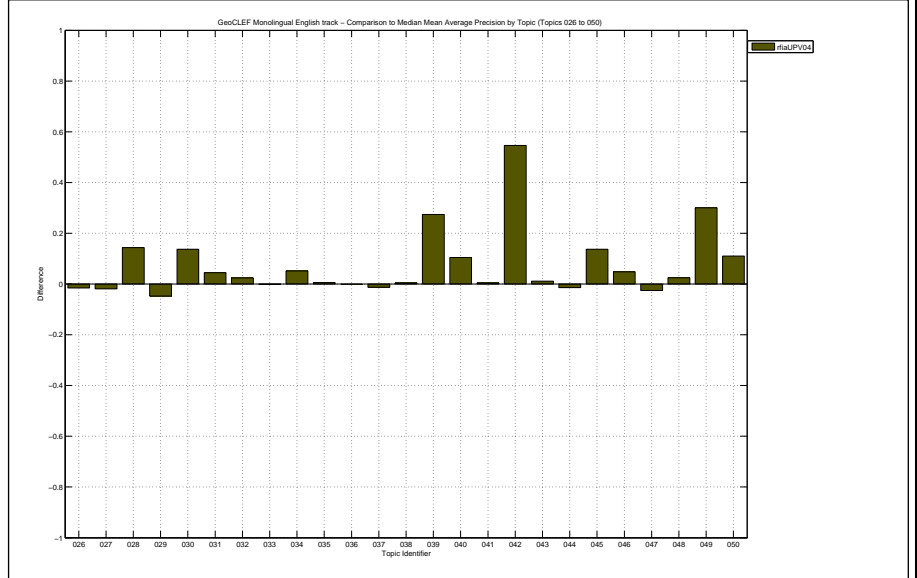
26.60



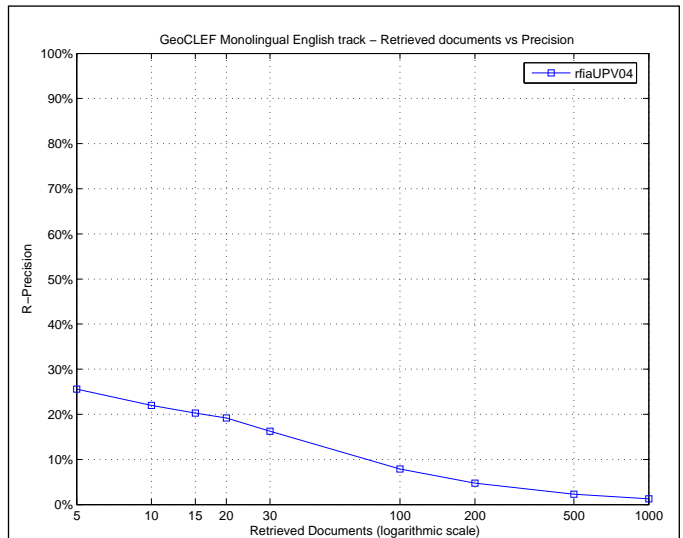
Mean Average Precision	
Maximum	0.8382
Minimum	0.0000
First Quartile	0.0157
Second Quartile	0.1941
Third Quartile	0.4575
Interquartile range	0.4418
Mean	0.2660
Standard Deviation	0.2838
Lower Outlier Threshold	0.0000
Upper Outlier Threshold	0.8382
Mean With No Outliers	0.2660
Std With No Outliers	0.2838



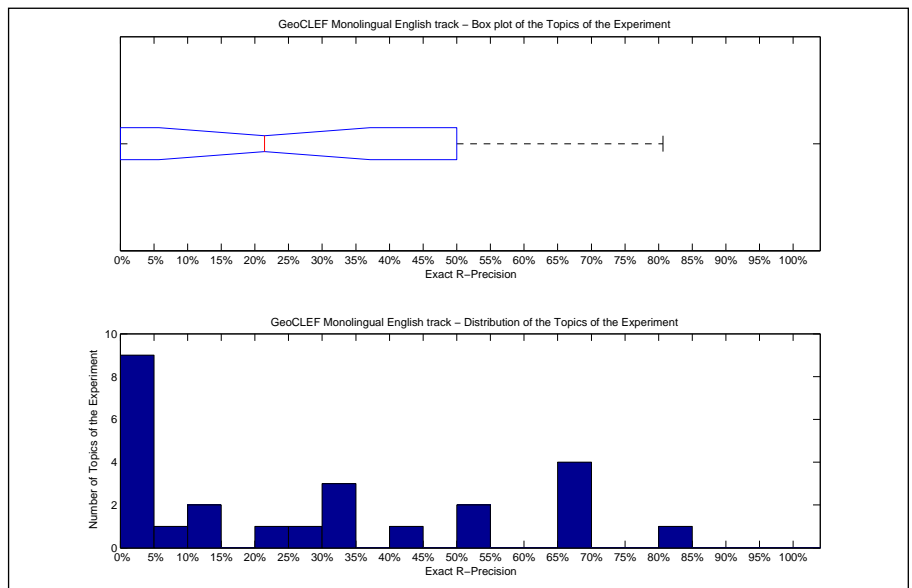
Precision averages (%) for individual queries			
Topic 026	8.39	Topic 039	38.59
Topic 027	0.83	Topic 040	32.18
Topic 028	19.41	Topic 041	0.63
Topic 029	5.69	Topic 042	64.29
Topic 030	73.54	Topic 043	1.95
Topic 031	30.59	Topic 044	9.28
Topic 032	83.82	Topic 045	21.91
Topic 033	0.22	Topic 046	71.67
Topic 034	42.11	Topic 047	1.10
Topic 035	3.32	Topic 048	72.23
Topic 036	0.00	Topic 049	56.67
Topic 037	0.57	Topic 050	24.23
Topic 038	1.72		



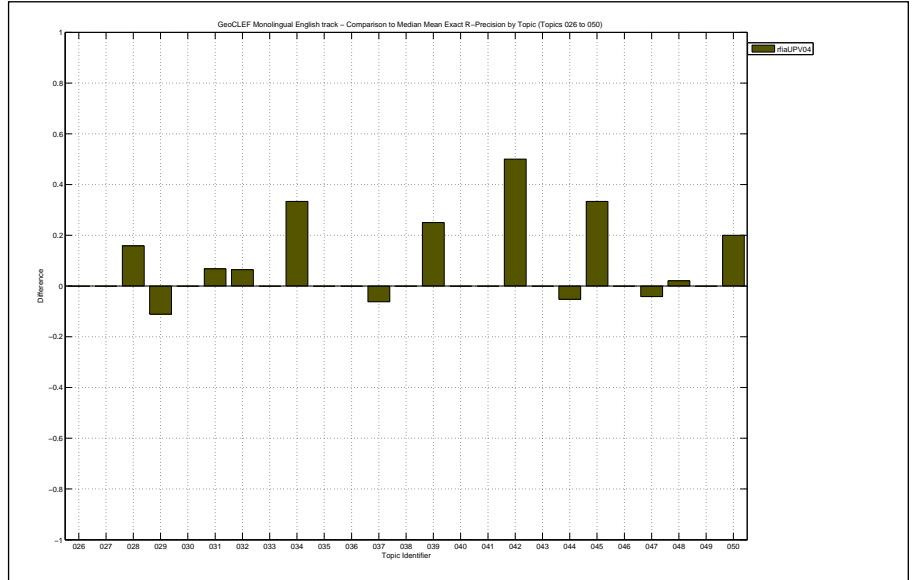
Docs Cutoff Levels	Precision at DCL (%)
5 docs	25.60
10 docs	22.00
15 docs	20.27
20 docs	19.20
30 docs	16.27
100 docs	7.84
200 docs	4.74
500 docs	2.26
1000 docs	1.23
R-Precision (precision after R document retrieved, where R = Relevant retrieved)	
	26.67



Exact R-Precision	
Maximum	0.8065
Minimum	0.0000
First Quartile	0.0000
Second Quartile	0.2143
Third Quartile	0.5000
Interquartile range	0.5000
Mean	0.2667
Standard Deviation	0.2767
Lower Outlier Threshold	0.0000
Upper Outlier Threshold	0.8065
Mean With No Outliers	0.2667
Std With No Outliers	0.2767



Precision averages (%) for individual queries			
Topic 026	11.11	Topic 039	43.75
Topic 027	5.26	Topic 040	21.43
Topic 028	26.32	Topic 041	0.00
Topic 029	0.00	Topic 042	50.00
Topic 030	66.67	Topic 043	0.00
Topic 031	32.20	Topic 044	10.53
Topic 032	80.65	Topic 045	33.33
Topic 033	0.00	Topic 046	66.67
Topic 034	66.67	Topic 047	0.00
Topic 035	0.00	Topic 048	68.75
Topic 036	0.00	Topic 049	50.00
Topic 037	0.00	Topic 050	33.33
Topic 038	0.00		

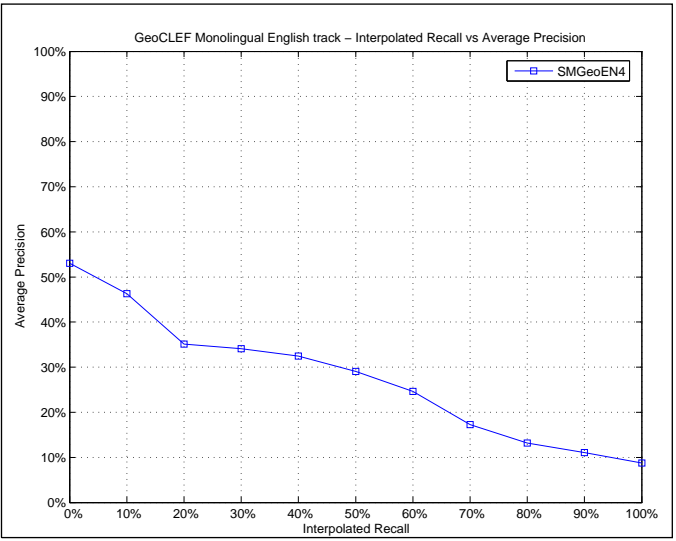


Overall statistics for 25 queries :		Priority	4
Total number of documents over all queries		Query Construction	AUTOMATIC
Retrieved	25,000	Source Language	English
Relevant	378	Topic Fields	title, description
Relevant retrieved	299	Pooled	false
Geometric Mean Average Precision		Monolingual English no query expansion	
Binary Preference (BPREF)		0.2441	

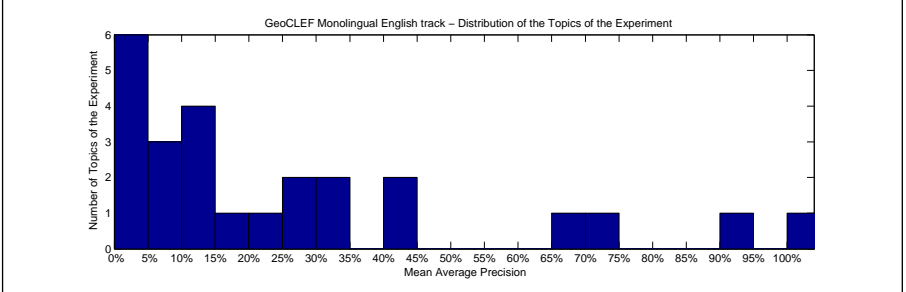
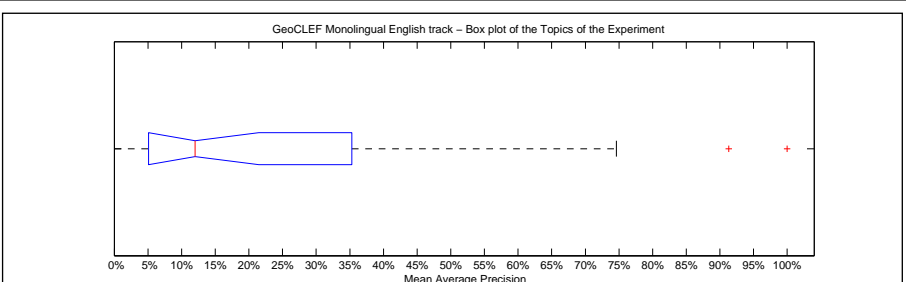
Interploated Recall (%)	Precision Averages (%)
0	53.06
10	46.30
20	35.10
30	34.12
40	32.48
50	29.05
60	24.63
70	17.24
80	13.19
90	11.10
100	8.76

Average precision (non-interpolated) for all relevant documents (averaged over queries)

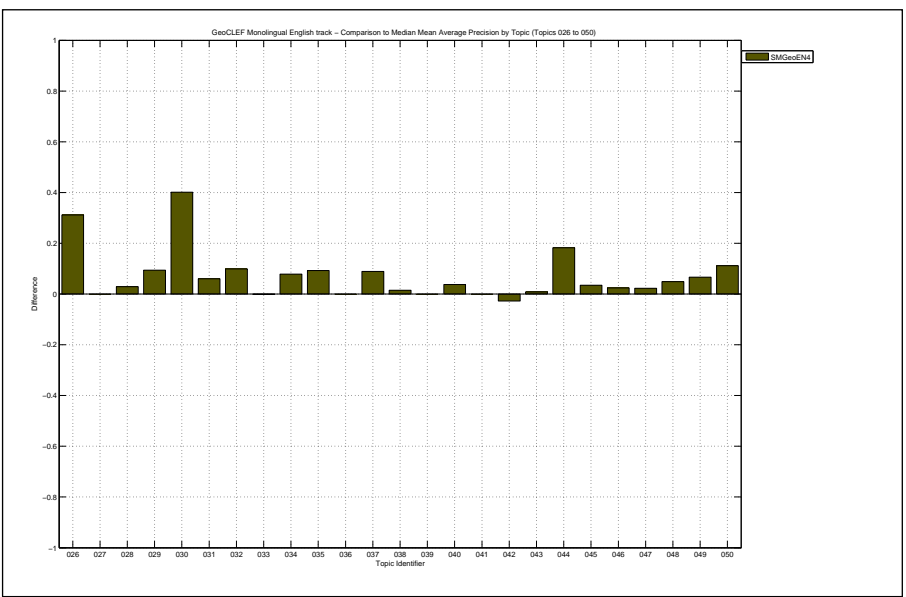
26.37



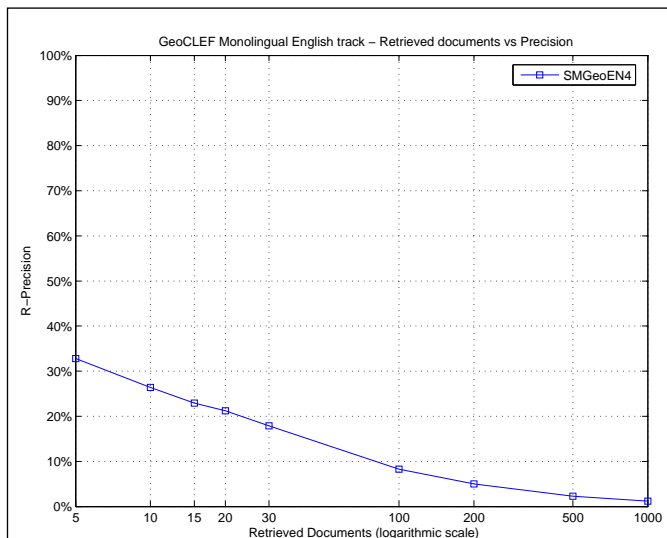
Mean Average Precision	
Maximum	1.0000
Minimum	0.0000
First Quartile	0.0511
Second Quartile	0.1202
Third Quartile	0.3529
Interquartile range	0.3018
Mean	0.2637
Standard Deviation	0.2909
Lower Outlier Threshold	0.0000
Upper Outlier Threshold	0.7460
Mean With No Outliers	0.2035
Std With No Outliers	0.2115



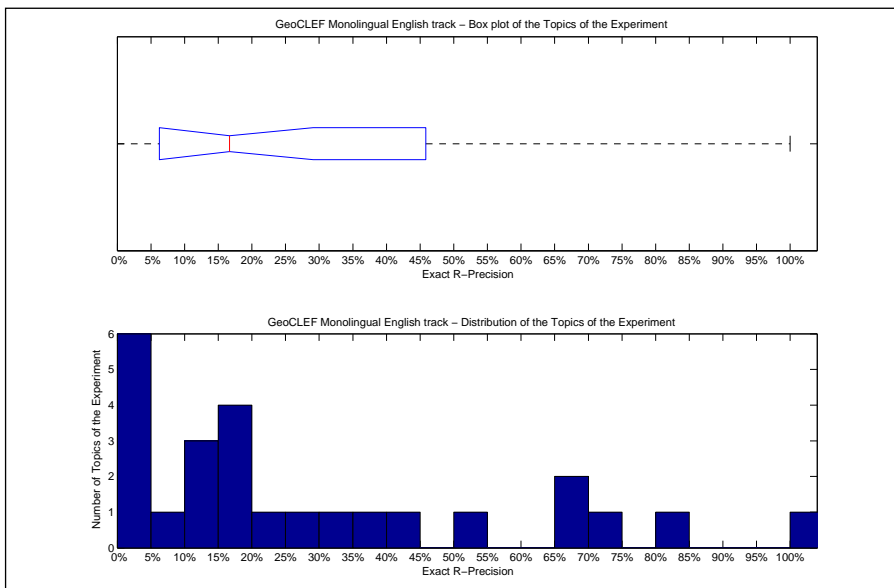
Precision averages (%) for individual queries			
Topic 026	41.15	Topic 039	11.20
Topic 027	2.72	Topic 040	25.50
Topic 028	8.02	Topic 041	0.27
Topic 029	19.83	Topic 042	6.92
Topic 030	100.00	Topic 043	1.67
Topic 031	32.14	Topic 044	28.95
Topic 032	91.32	Topic 045	11.66
Topic 033	0.22	Topic 046	69.23
Topic 034	44.77	Topic 047	5.89
Topic 035	12.02	Topic 048	74.60
Topic 036	0.00	Topic 049	33.33
Topic 037	10.73	Topic 050	24.39
Topic 038	2.78		



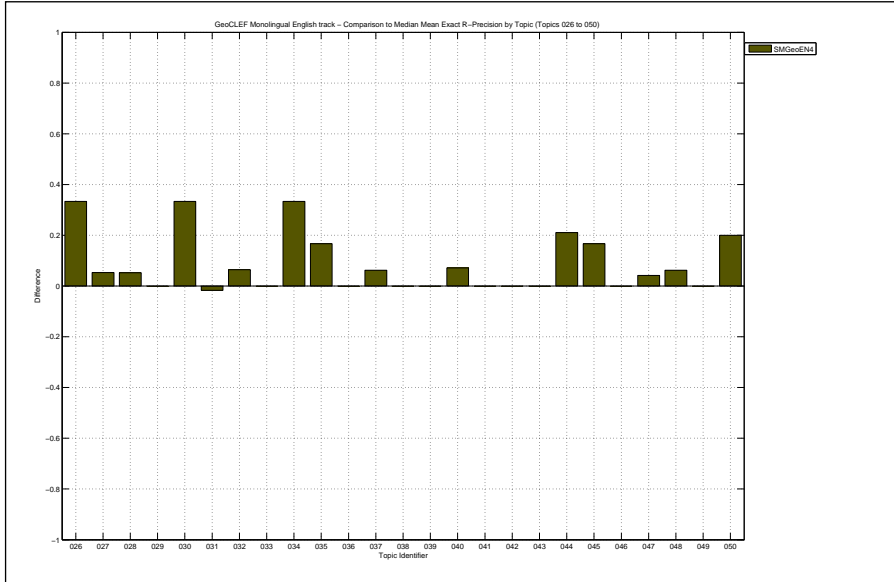
Docs Cutoff Levels	Precision at DCL (%)
5 docs	32.80
10 docs	26.40
15 docs	22.93
20 docs	21.20
30 docs	17.87
100 docs	8.28
200 docs	5.02
500 docs	2.26
1000 docs	1.20
R-Precision (precision after R document retrieved, where R = Relevant retrieved)	
	28.57



Exact R-Precision	
Maximum	1.0000
Minimum	0.0000
First Quartile	0.0625
Second Quartile	0.1667
Third Quartile	0.4583
Interquartile range	0.3958
Mean	0.2857
Standard Deviation	0.2905
Lower Outlier Threshold	0.0000
Upper Outlier Threshold	1.0000
Mean With No Outliers	0.2857
Std With No Outliers	0.2905



Precision averages (%) for individual queries			
Topic 026	44.44	Topic 039	18.75
Topic 027	10.53	Topic 040	28.57
Topic 028	15.79	Topic 041	0.00
Topic 029	11.11	Topic 042	0.00
Topic 030	100.00	Topic 043	0.00
Topic 031	23.73	Topic 044	36.84
Topic 032	80.65	Topic 045	16.67
Topic 033	0.00	Topic 046	66.67
Topic 034	66.67	Topic 047	8.33
Topic 035	16.67	Topic 048	72.92
Topic 036	0.00	Topic 049	50.00
Topic 037	12.50	Topic 050	33.33
Topic 038	0.00		



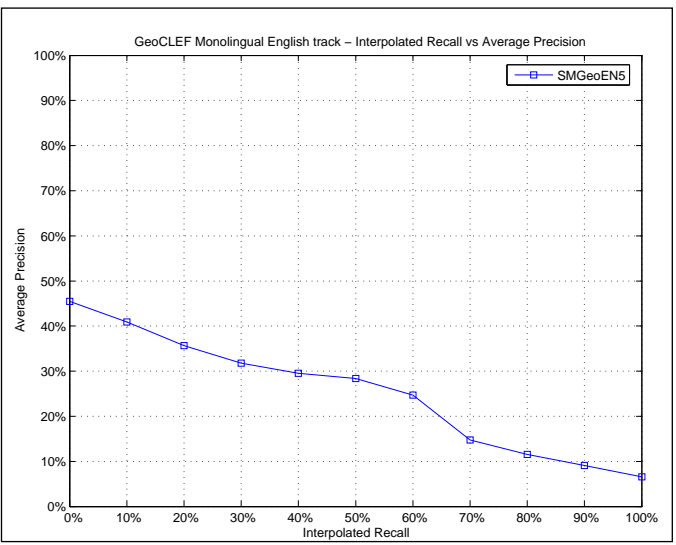


Overall statistics for 25 queries :		Priority	5
Total number of documents over all queries		Query Construction	AUTOMATIC
Retrieved	24,187	Source Language	English
Relevant	378	Topic Fields	title, description, narrative
Relevant retrieved	304	Pooled	false
Geometric Mean Average Precision		Monolingual English no query expansion	
Binary Preference (BPREF)			
		0.0755	
		0.2145	

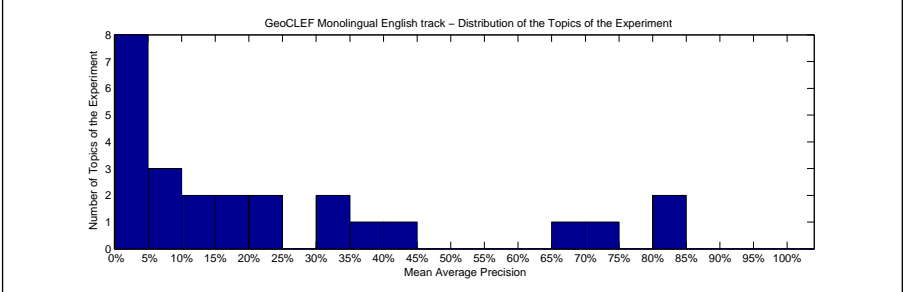
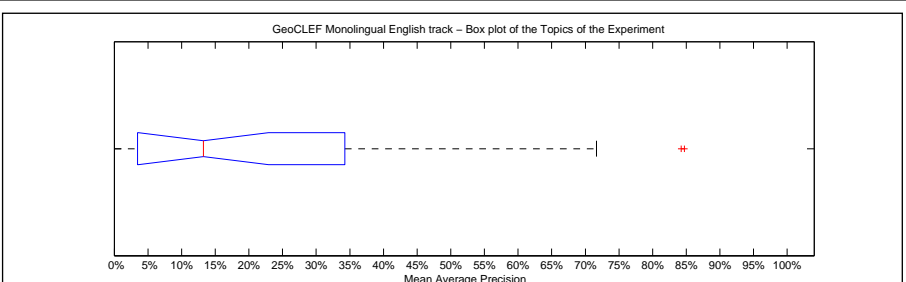
Interploated Recall (%)	Precision Averages (%)
0	45.45
10	40.90
20	35.65
30	31.80
40	29.51
50	28.34
60	24.70
70	14.72
80	11.54
90	9.08
100	6.57

Average precision (non-interpolated) for all relevant documents (averaged over queries)

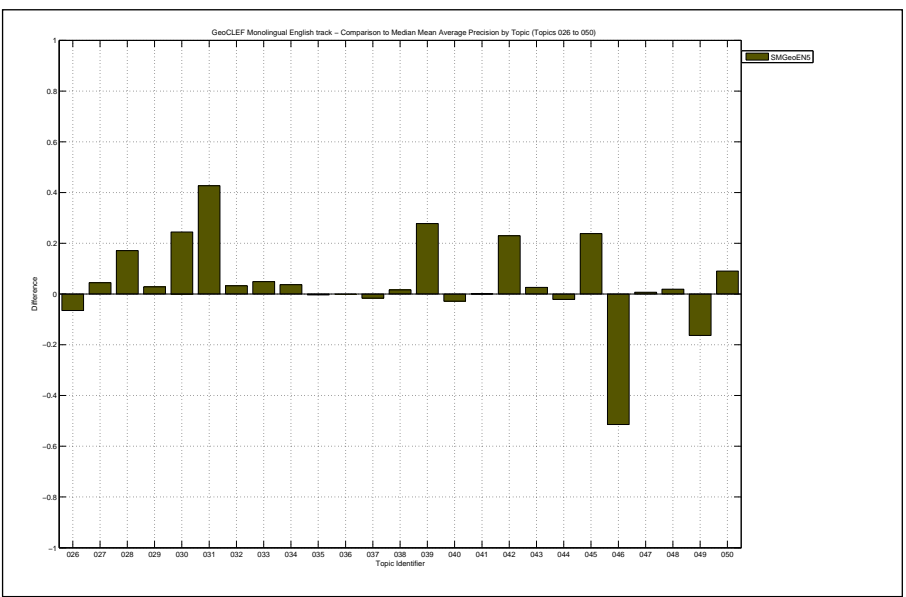
23.77



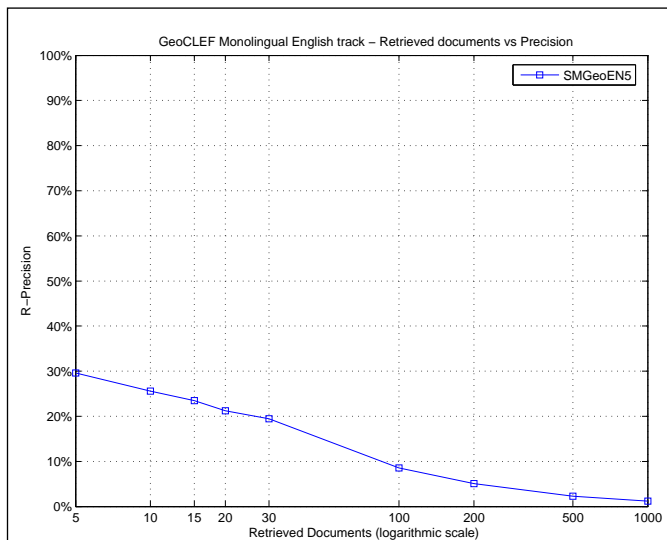
Mean Average Precision	
Maximum	0.8471
Minimum	0.0000
First Quartile	0.0344
Second Quartile	0.1325
Third Quartile	0.3426
Interquartile range	0.3082
Mean	0.2377
Standard Deviation	0.2689
Lower Outlier Threshold	0.0000
Upper Outlier Threshold	0.7165
Mean With No Outliers	0.1849
Std With No Outliers	0.2061



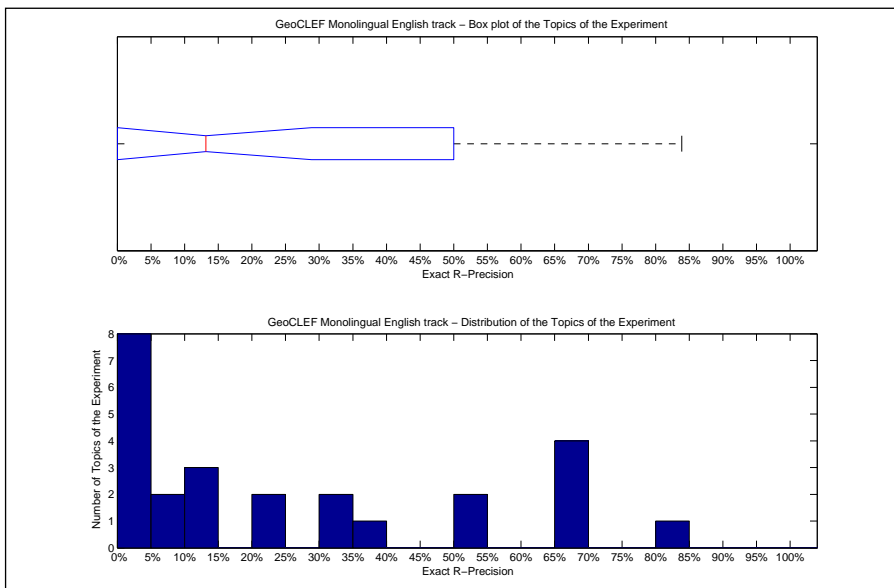
Precision averages (%) for individual queries			
Topic 026	3.45	Topic 039	38.98
Topic 027	7.16	Topic 040	18.90
Topic 028	22.18	Topic 041	0.27
Topic 029	13.25	Topic 042	32.69
Topic 030	84.26	Topic 043	3.44
Topic 031	68.79	Topic 044	8.62
Topic 032	84.71	Topic 045	32.06
Topic 033	5.23	Topic 046	15.42
Topic 034	40.58	Topic 047	4.32
Topic 035	2.41	Topic 048	71.65
Topic 036	0.00	Topic 049	10.37
Topic 037	0.24	Topic 050	22.28
Topic 038	2.94		



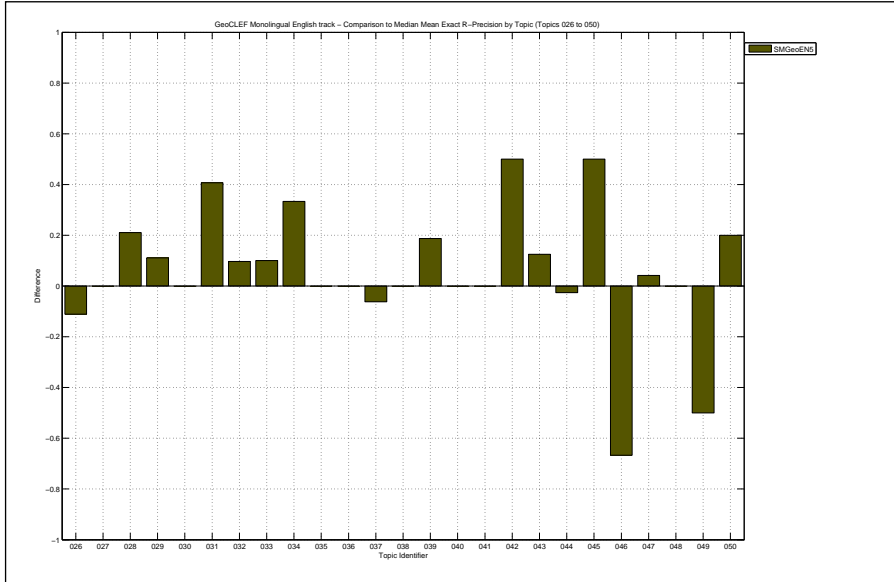
Docs Cutoff Levels	Precision at DCL (%)
5 docs	29.60
10 docs	25.60
15 docs	23.47
20 docs	21.20
30 docs	19.47
100 docs	8.52
200 docs	5.06
500 docs	2.30
1000 docs	1.22
R-Precision (precision after R document retrieved, where R = Relevant retrieved)	
	25.81



Exact R-Precision	
Maximum	0.8387
Minimum	0.0000
First Quartile	0.0000
Second Quartile	0.1316
Third Quartile	0.5000
Interquartile range	0.5000
Mean	0.2581
Standard Deviation	0.2744
Lower Outlier Threshold	0.0000
Upper Outlier Threshold	0.8387
Mean With No Outliers	0.2581
Std With No Outliers	0.2744



Precision averages (%) for individual queries			
Topic 026	0.00	Topic 039	37.50
Topic 027	5.26	Topic 040	21.43
Topic 028	31.58	Topic 041	0.00
Topic 029	22.22	Topic 042	50.00
Topic 030	66.67	Topic 043	12.50
Topic 031	66.10	Topic 044	13.16
Topic 032	83.87	Topic 045	50.00
Topic 033	10.00	Topic 046	0.00
Topic 034	66.67	Topic 047	8.33
Topic 035	0.00	Topic 048	66.67
Topic 036	0.00	Topic 049	0.00
Topic 037	0.00	Topic 050	33.33
Topic 038	0.00		

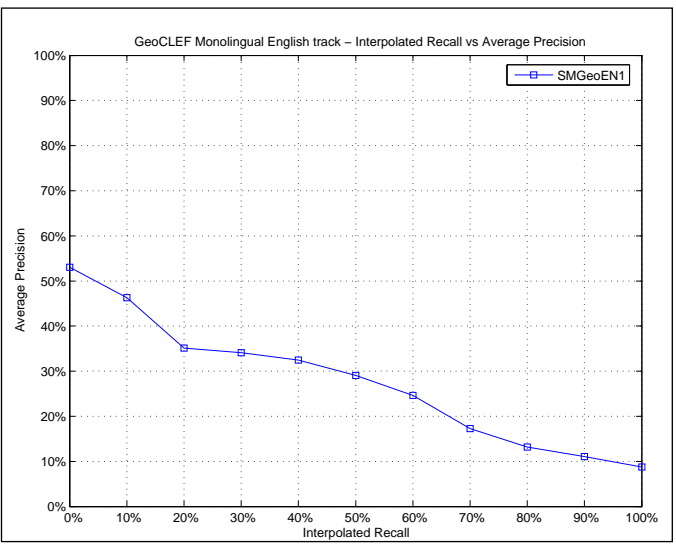


Overall statistics for 25 queries :		Priority	2
Total number of documents over all queries		Query Construction	AUTOMATIC
Retrieved	25,000	Source Language	English
Relevant	378	Topic Fields	title, description
Relevant retrieved	299	Pooled	true
Geometric Mean Average Precision		Monolingual English query expansion	
Binary Preference (BPREF)			
		0.0843	
		0.2441	

Interploated Recall (%)	Precision Averages (%)
0	53.06
10	46.30
20	35.10
30	34.12
40	32.48
50	29.05
60	24.63
70	17.24
80	13.19
90	11.10
100	8.76

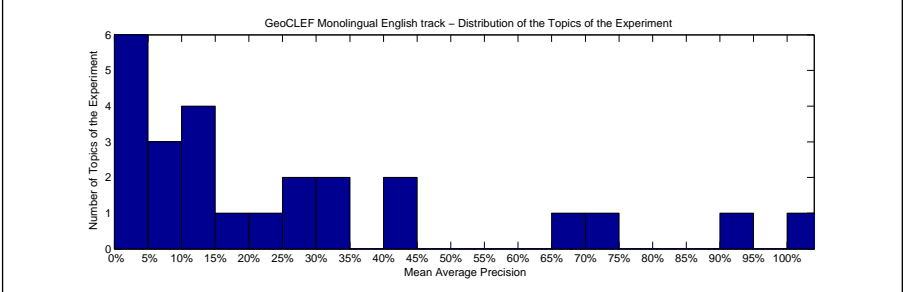
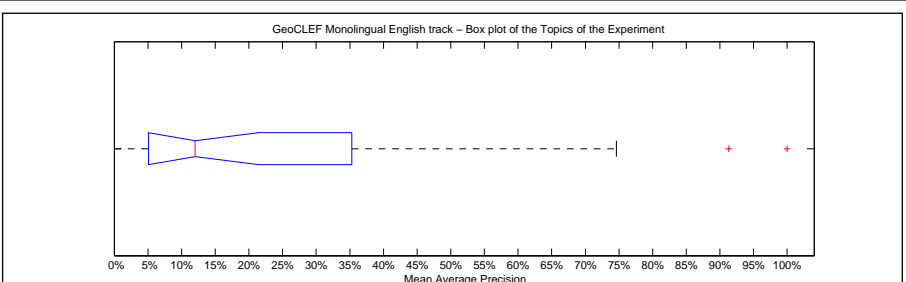
Average precision (non-interpolated) for all relevant documents (averaged over queries)

26.37



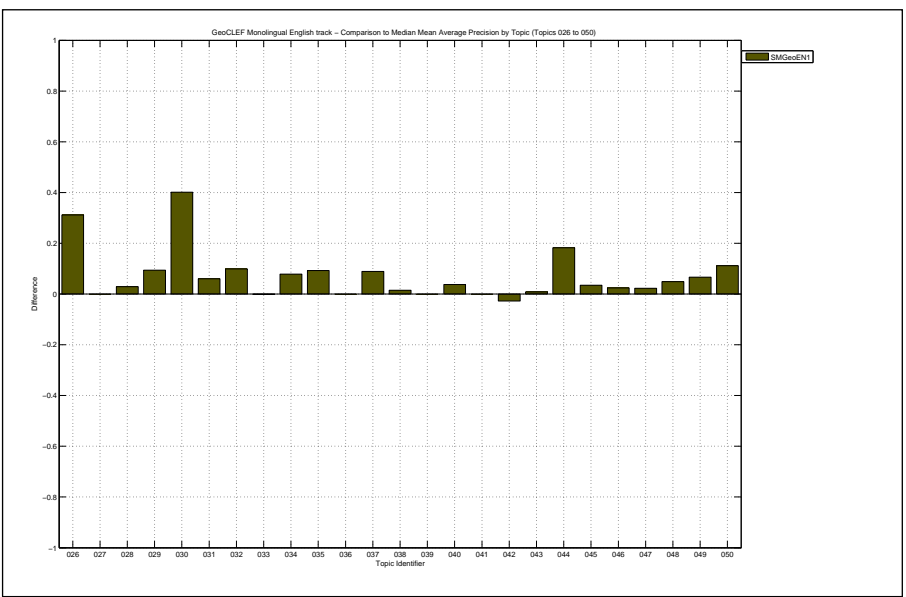
Mean Average Precision

Maximum	1.0000
Minimum	0.0000
First Quartile	0.0511
Second Quartile	0.1202
Third Quartile	0.3529
Interquartile range	0.3018
Mean	0.2637
Standard Deviation	0.2909
Lower Outlier Threshold	0.0000
Upper Outlier Threshold	0.7460
Mean With No Outliers	0.2035
Std With No Outliers	0.2115

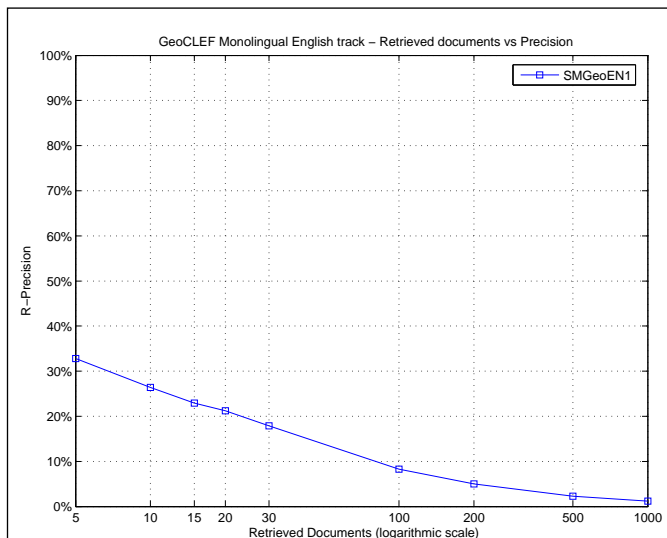


Precision averages (%) for individual queries

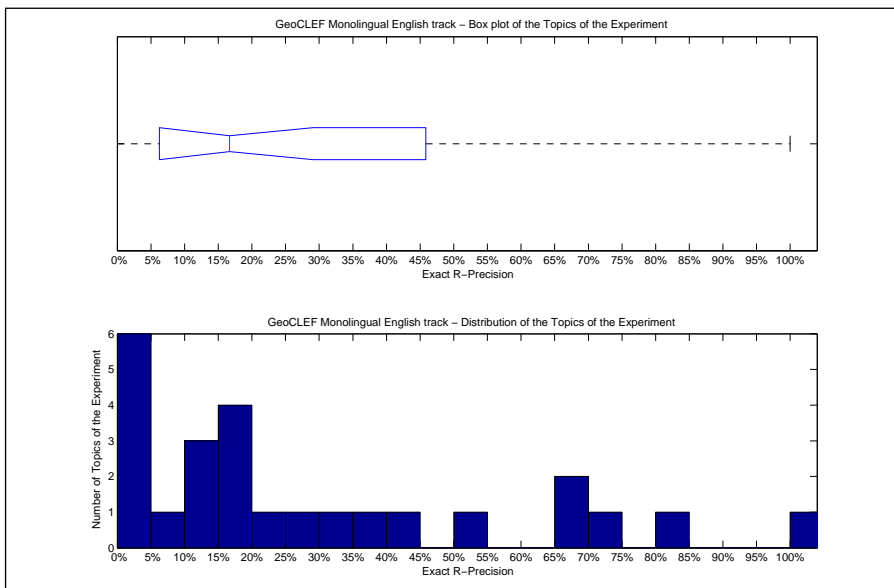
Topic 026	41.15	Topic 039	11.20
Topic 027	2.72	Topic 040	25.50
Topic 028	8.02	Topic 041	0.27
Topic 029	19.83	Topic 042	6.92
Topic 030	100.00	Topic 043	1.67
Topic 031	32.14	Topic 044	28.95
Topic 032	91.32	Topic 045	11.66
Topic 033	0.22	Topic 046	69.23
Topic 034	44.77	Topic 047	5.89
Topic 035	12.02	Topic 048	74.60
Topic 036	0.00	Topic 049	33.33
Topic 037	10.73	Topic 050	24.39
Topic 038	2.78		



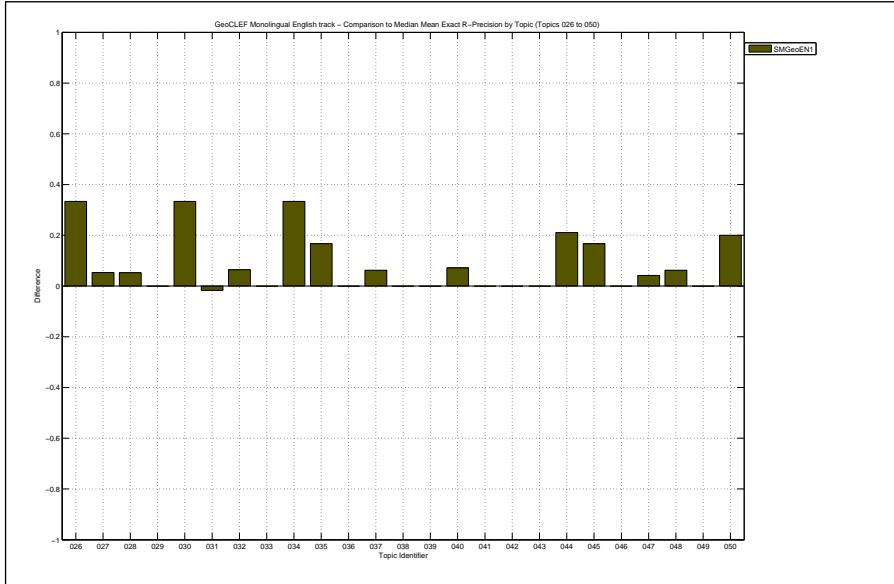
Docs Cutoff Levels	Precision at DCL (%)
5 docs	32.80
10 docs	26.40
15 docs	22.93
20 docs	21.20
30 docs	17.87
100 docs	8.28
200 docs	5.02
500 docs	2.26
1000 docs	1.20
R-Precision (precision after R document retrieved, where R = Relevant retrieved)	
	28.57



Exact R-Precision	
Maximum	1.0000
Minimum	0.0000
First Quartile	0.0625
Second Quartile	0.1667
Third Quartile	0.4583
Interquartile range	0.3958
Mean	0.2857
Standard Deviation	0.2905
Lower Outlier Threshold	0.0000
Upper Outlier Threshold	1.0000
Mean With No Outliers	0.2857
Std With No Outliers	0.2905



Precision averages (%) for individual queries			
Topic 026	44.44	Topic 039	18.75
Topic 027	10.53	Topic 040	28.57
Topic 028	15.79	Topic 041	0.00
Topic 029	11.11	Topic 042	0.00
Topic 030	100.00	Topic 043	0.00
Topic 031	23.73	Topic 044	36.84
Topic 032	80.65	Topic 045	16.67
Topic 033	0.00	Topic 046	66.67
Topic 034	66.67	Topic 047	8.33
Topic 035	16.67	Topic 048	72.92
Topic 036	0.00	Topic 049	50.00
Topic 037	12.50	Topic 050	33.33
Topic 038	0.00		



Overall statistics for 25 queries :	
Total number of documents over all queries	
Retrieved	25,000
Relevant	378
Relevant retrieved	317
Geometric Mean Average Precision	0.0818
Binary Preference (BPREF)	0.2519

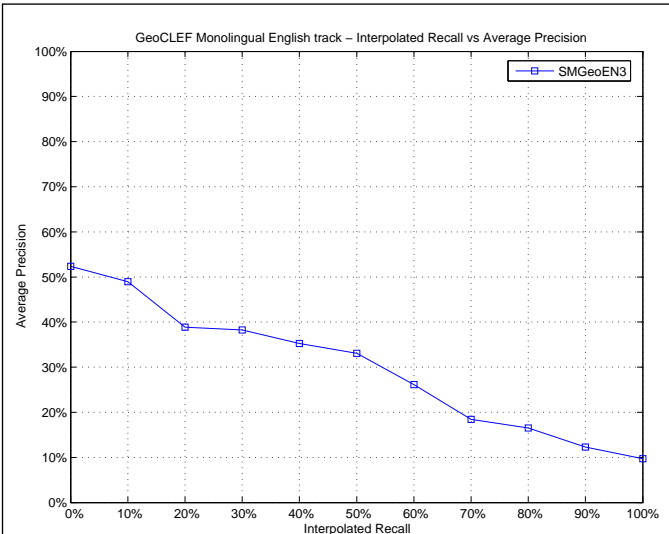
Priority	3
Query Construction	AUTOMATIC
Source Language	English
Topic Fields	title, description, narrative
Pooled	false

Monolingual English query expansion

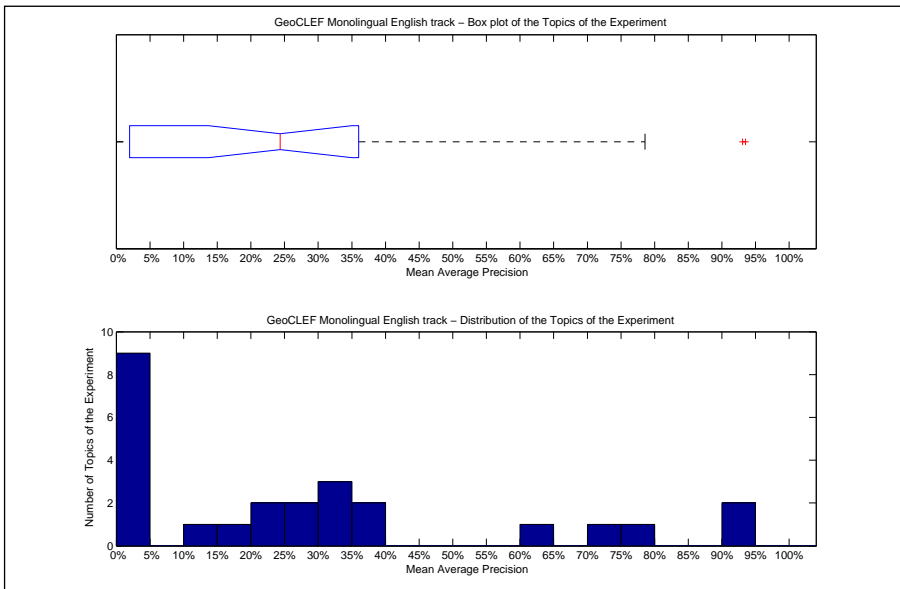
Interploated Recall (%)	Precision Averages (%)
0	52.35
10	48.93
20	38.86
30	38.26
40	35.28
50	33.08
60	26.13
70	18.46
80	16.52
90	12.26
100	9.70

Average precision (non-interpolated) for all relevant documents (averaged over queries)

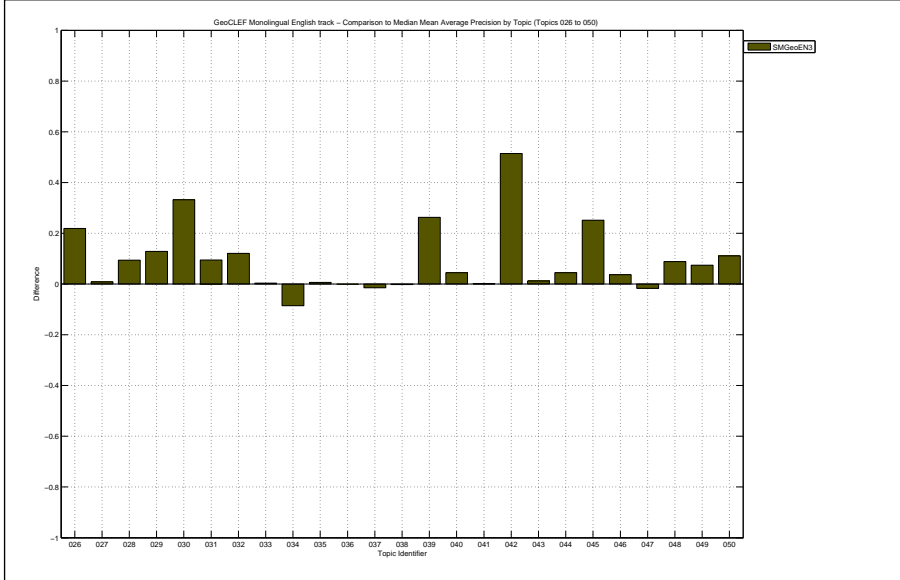
28.57



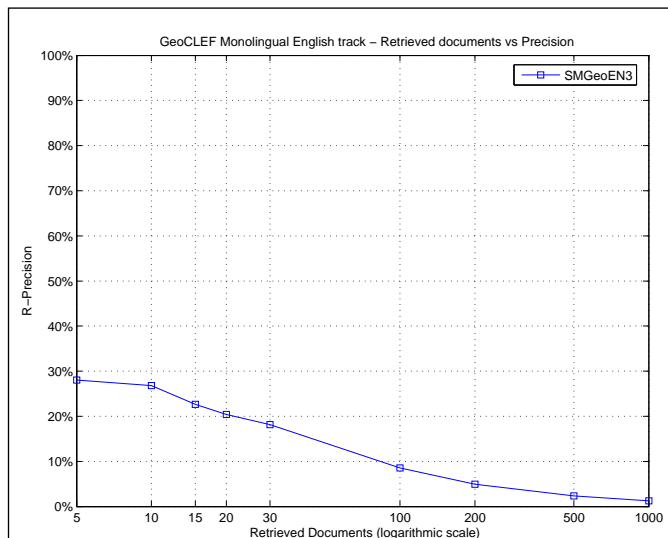
Mean Average Precision	
Maximum	0.9350
Minimum	0.0000
First Quartile	0.0199
Second Quartile	0.2435
Third Quartile	0.3602
Interquartile range	0.3403
Mean	0.2857
Standard Deviation	0.2953
Lower Outlier Threshold	0.0000
Upper Outlier Threshold	0.7857
Mean With No Outliers	0.2295
Std With No Outliers	0.2318



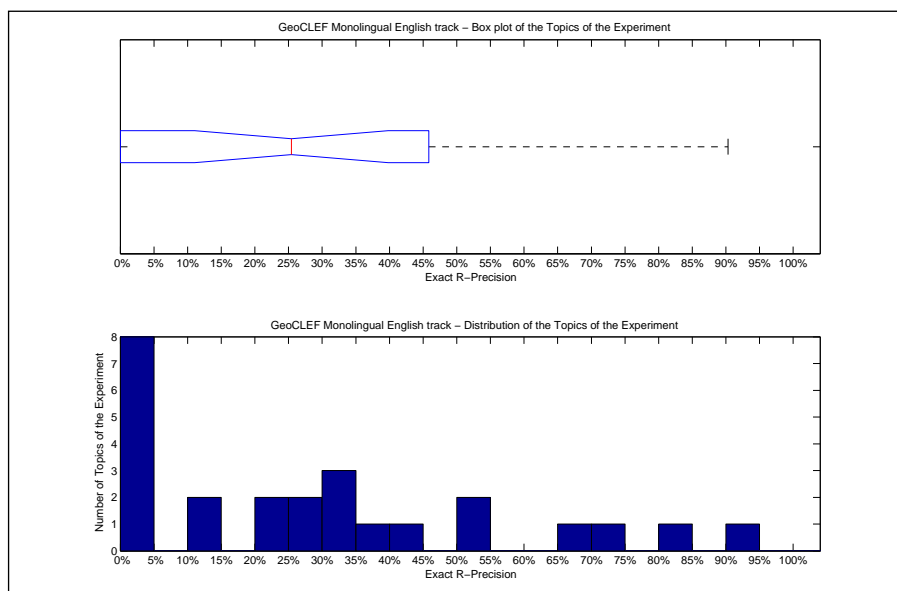
Precision averages (%) for individual queries			
Topic 026	31.88	Topic 039	37.46
Topic 027	3.58	Topic 040	26.18
Topic 028	14.52	Topic 041	0.41
Topic 029	23.28	Topic 042	61.11
Topic 030	93.06	Topic 043	2.00
Topic 031	35.54	Topic 044	15.16
Topic 032	93.50	Topic 045	33.35
Topic 033	0.69	Topic 046	70.51
Topic 034	28.38	Topic 047	1.96
Topic 035	3.37	Topic 048	78.57
Topic 036	0.00	Topic 049	34.09
Topic 037	0.35	Topic 050	24.35
Topic 038	1.04		



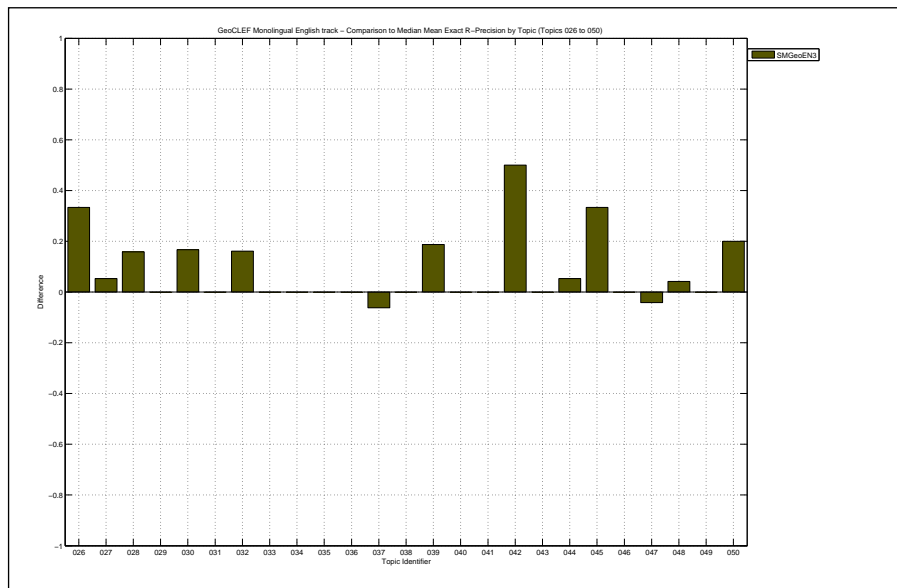
Docs Cutoff Levels	Precision at DCL (%)
5 docs	28.00
10 docs	26.80
15 docs	22.67
20 docs	20.40
30 docs	18.13
100 docs	8.56
200 docs	4.92
500 docs	2.38
1000 docs	1.27
R-Precision (precision after R document retrieved, where R = Relevant retrieved)	
	28.36



Exact R-Precision	
Maximum	0.9032
Minimum	0.0000
First Quartile	0.0000
Second Quartile	0.2542
Third Quartile	0.4583
Interquartile range	0.4583
Mean	0.2836
Standard Deviation	0.2788
Lower Outlier Threshold	0.0000
Upper Outlier Threshold	0.9032
Mean With No Outliers	0.2836
Std With No Outliers	0.2788

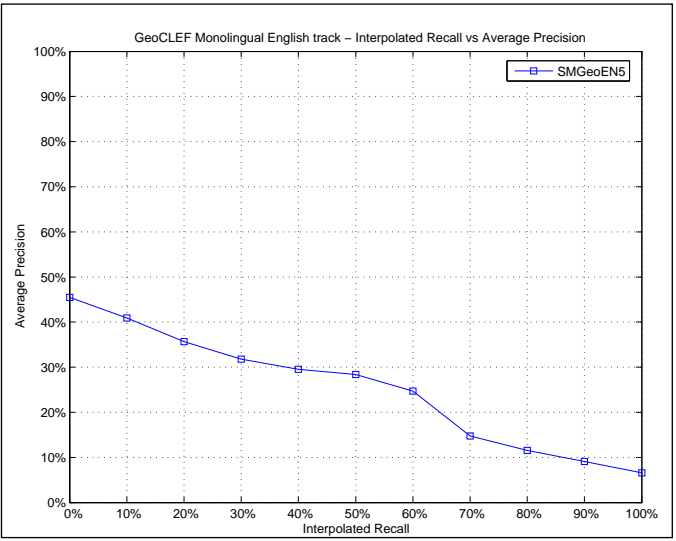


Precision averages (%) for individual queries			
Topic 026	44.44	Topic 039	37.50
Topic 027	10.53	Topic 040	21.43
Topic 028	26.32	Topic 041	0.00
Topic 029	11.11	Topic 042	50.00
Topic 030	83.33	Topic 043	0.00
Topic 031	25.42	Topic 044	21.05
Topic 032	90.32	Topic 045	33.33
Topic 033	0.00	Topic 046	66.67
Topic 034	33.33	Topic 047	0.00
Topic 035	0.00	Topic 048	70.83
Topic 036	0.00	Topic 049	50.00
Topic 037	0.00	Topic 050	33.33
Topic 038	0.00		

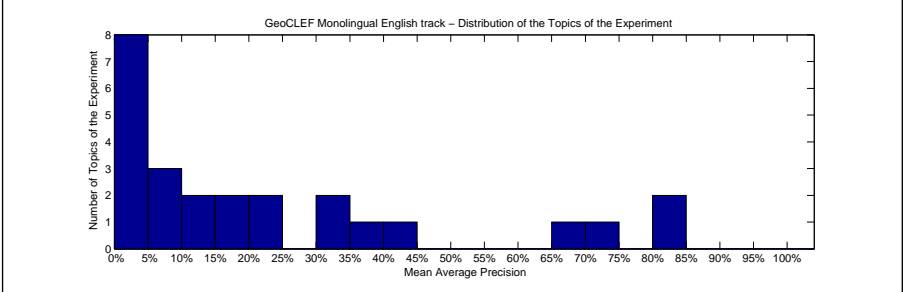
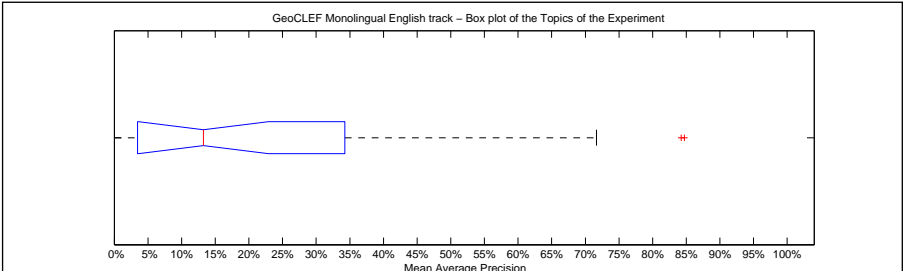


Overall statistics for 25 queries :		Priority	1
Total number of documents over all queries		Query Construction	MANUAL
Retrieved	24,187	Source Language	English
Relevant	378	Topic Fields	title, description, narrative
Relevant retrieved	304	Pooled	true
Geometric Mean Average Precision		Monolingual English added other sources of information	
Binary Preference (BPREF)		0.2145	

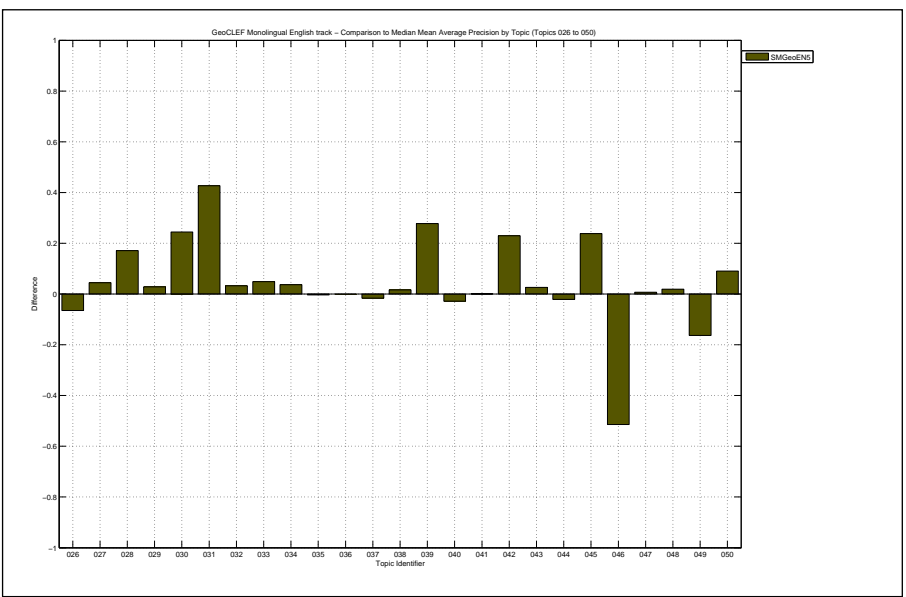
Interploated Recall (%)	Precision Averages (%)
0	45.45
10	40.90
20	35.65
30	31.80
40	29.51
50	28.34
60	24.70
70	14.72
80	11.54
90	9.08
100	6.57
Average precision (non-interpolated) for all relevant documents (averaged over queries)	
23.77	



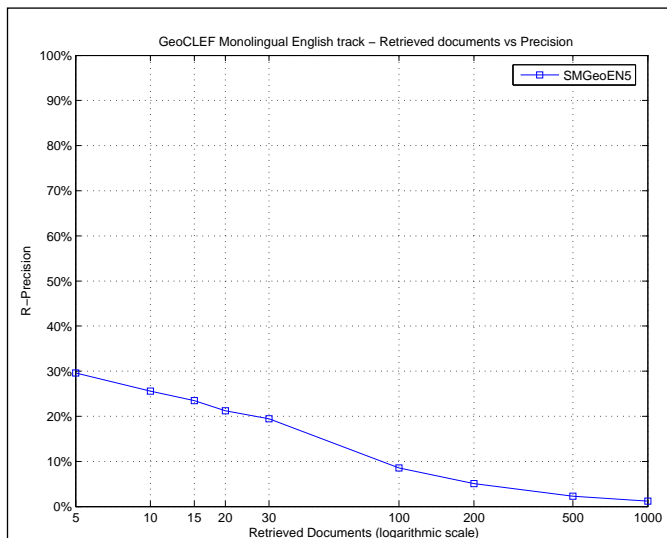
Mean Average Precision	
Maximum	0.8471
Minimum	0.0000
First Quartile	0.0344
Second Quartile	0.1325
Third Quartile	0.3426
Interquartile range	0.3082
Mean	0.2377
Standard Deviation	0.2689
Lower Outlier Threshold	0.0000
Upper Outlier Threshold	0.7165
Mean With No Outliers	0.1849
Std With No Outliers	0.2061



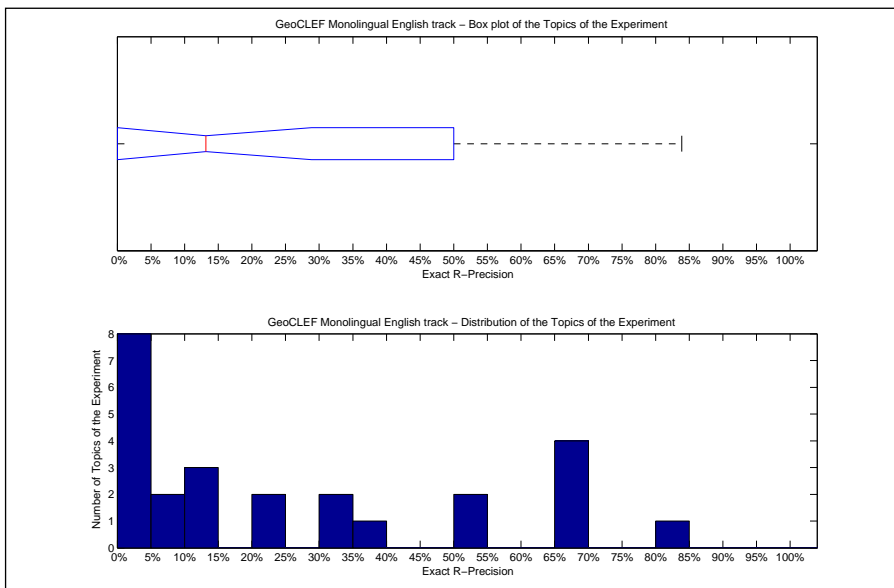
Precision averages (%) for individual queries			
Topic 026	3.45	Topic 039	38.98
Topic 027	7.16	Topic 040	18.90
Topic 028	22.18	Topic 041	0.27
Topic 029	13.25	Topic 042	32.69
Topic 030	84.26	Topic 043	3.44
Topic 031	68.79	Topic 044	8.62
Topic 032	84.71	Topic 045	32.06
Topic 033	5.23	Topic 046	15.42
Topic 034	40.58	Topic 047	4.32
Topic 035	2.41	Topic 048	71.65
Topic 036	0.00	Topic 049	10.37
Topic 037	0.24	Topic 050	22.28
Topic 038	2.94		



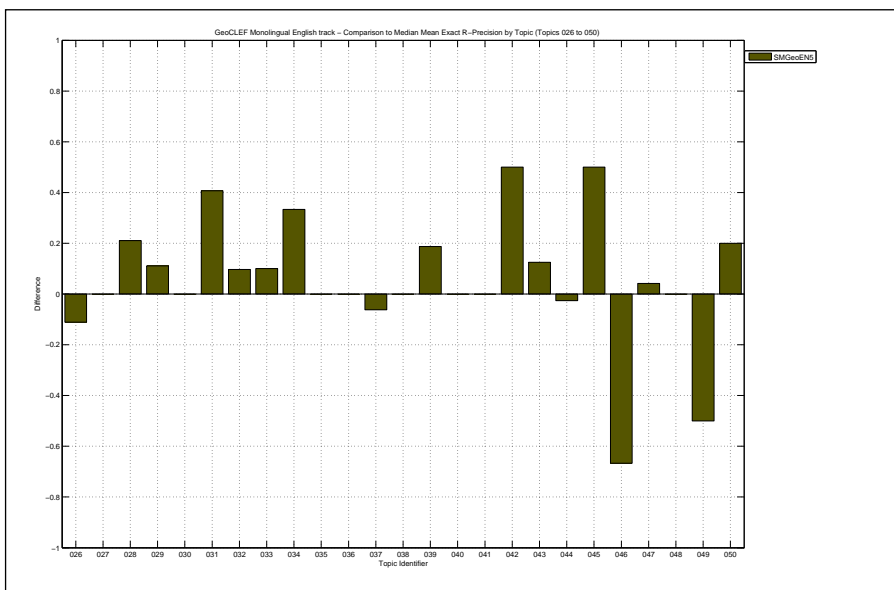
Docs Cutoff Levels	Precision at DCL (%)
5 docs	29.60
10 docs	25.60
15 docs	23.47
20 docs	21.20
30 docs	19.47
100 docs	8.52
200 docs	5.06
500 docs	2.30
1000 docs	1.22
R-Precision (precision after R document retrieved, where R = Relevant retrieved)	
	25.81



Exact R-Precision	
Maximum	0.8387
Minimum	0.0000
First Quartile	0.0000
Second Quartile	0.1316
Third Quartile	0.5000
Interquartile range	0.5000
Mean	0.2581
Standard Deviation	0.2744
Lower Outlier Threshold	0.0000
Upper Outlier Threshold	0.8387
Mean With No Outliers	0.2581
Std With No Outliers	0.2744



Precision averages (%) for individual queries			
Topic 026	0.00	Topic 039	37.50
Topic 027	5.26	Topic 040	21.43
Topic 028	31.58	Topic 041	0.00
Topic 029	22.22	Topic 042	50.00
Topic 030	66.67	Topic 043	12.50
Topic 031	66.10	Topic 044	13.16
Topic 032	83.87	Topic 045	50.00
Topic 033	10.00	Topic 046	0.00
Topic 034	66.67	Topic 047	8.33
Topic 035	0.00	Topic 048	66.67
Topic 036	0.00	Topic 049	0.00
Topic 037	0.00	Topic 050	33.33
Topic 038	0.00		





Overall statistics for 25 queries :	
Total number of documents over all queries	
Retrieved	8,805
Relevant	289
Relevant retrieved	181
Geometric Mean Average Precision	0.0006
Binary Preference (BPREF)	0.0773

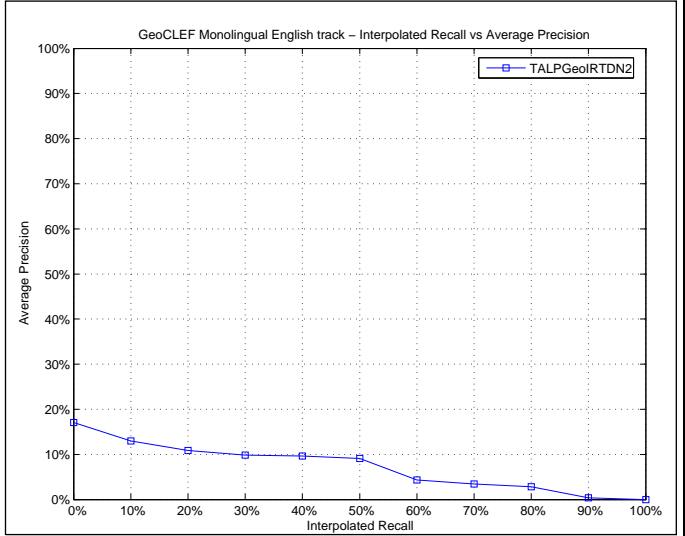
Priority	4
Query Construction	AUTOMATIC
Source Language	English
Topic Fields	title, description, narrative
Pooled	false

JIRS with lexical information and Lucene for Geographical Search

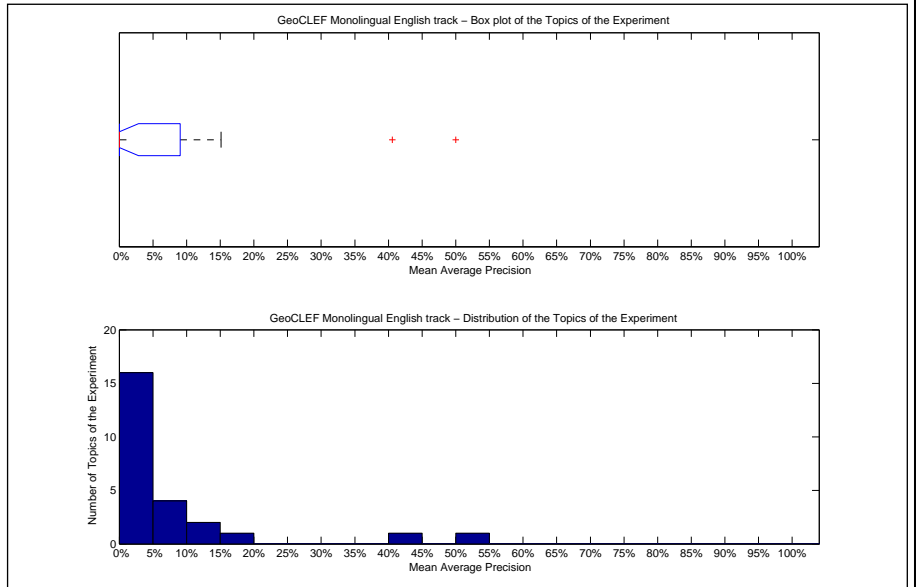
Interploated Recall (%)	Precision Averages (%)
0	17.07
10	12.96
20	10.88
30	9.84
40	9.61
50	9.06
60	4.29
70	3.45
80	2.82
90	0.38
100	0.00

Average precision (non-interpolated) for all relevant documents (averaged over queries)

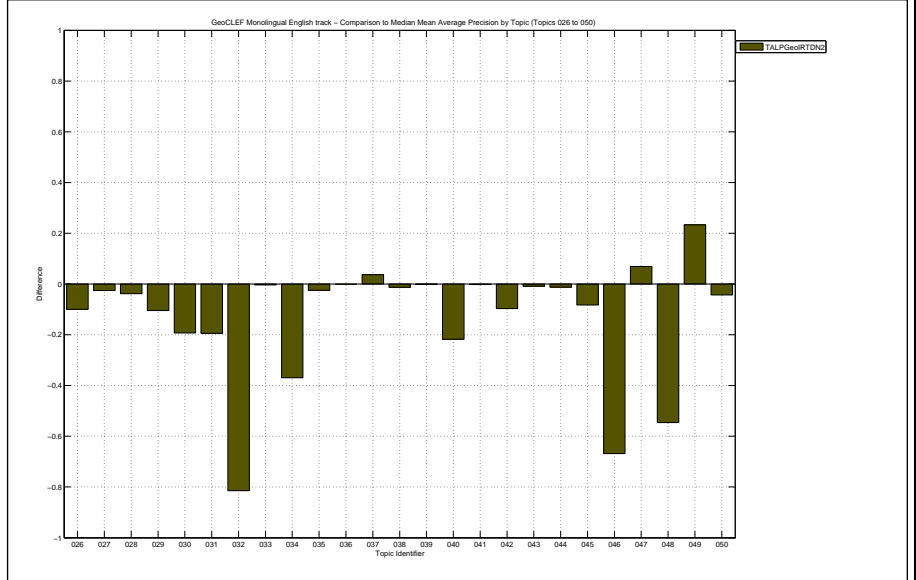
6.38



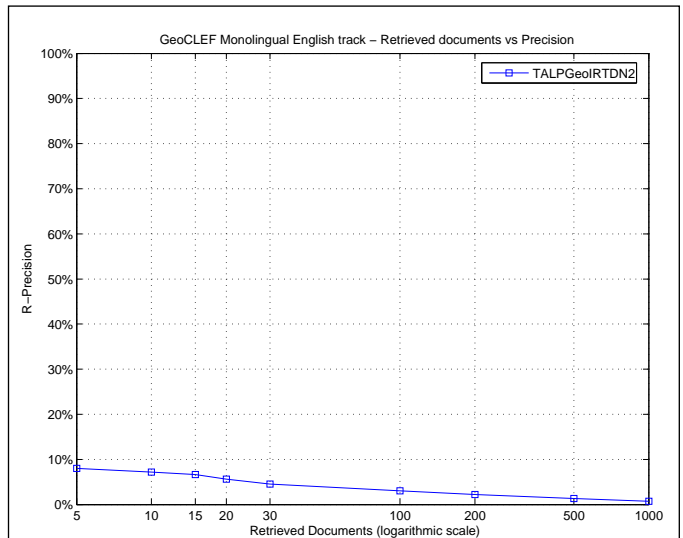
Mean Average Precision	
Maximum	0.5000
Minimum	0.0000
First Quartile	0.0000
Second Quartile	0.0000
Third Quartile	0.0906
Interquartile range	0.0906
Mean	0.0638
Standard Deviation	0.1264
Lower Outlier Threshold	0.0000
Upper Outlier Threshold	0.1512
Mean With No Outliers	0.0300
Std With No Outliers	0.0477



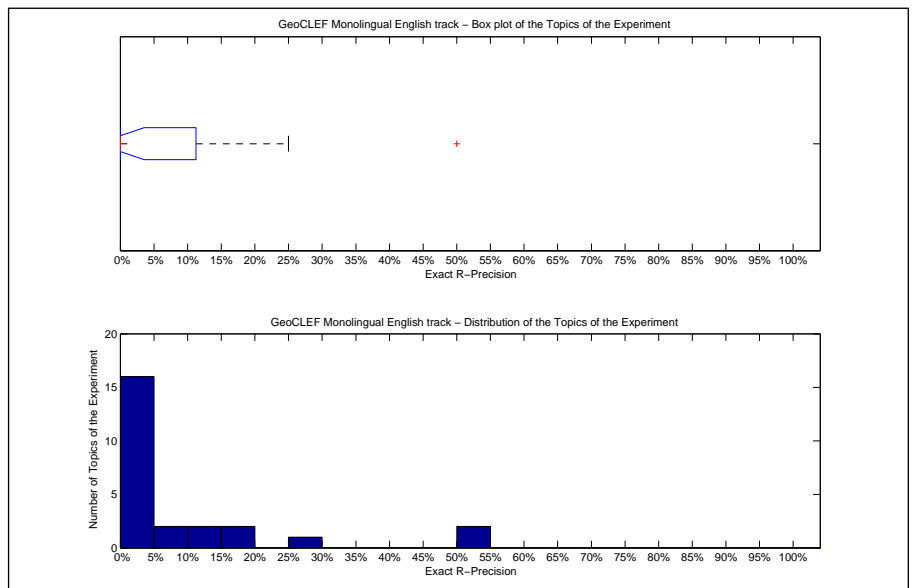
Precision averages (%) for individual queries			
Topic 026	0.00	Topic 039	11.07
Topic 027	0.16	Topic 040	0.00
Topic 028	1.27	Topic 041	0.00
Topic 029	0.00	Topic 042	0.00
Topic 030	40.56	Topic 043	0.00
Topic 031	6.66	Topic 044	9.48
Topic 032	0.00	Topic 045	0.00
Topic 033	0.00	Topic 046	0.00
Topic 034	0.00	Topic 047	10.56
Topic 035	0.31	Topic 048	15.12
Topic 036	0.00	Topic 049	50.00
Topic 037	5.51	Topic 050	8.92
Topic 038	0.00		



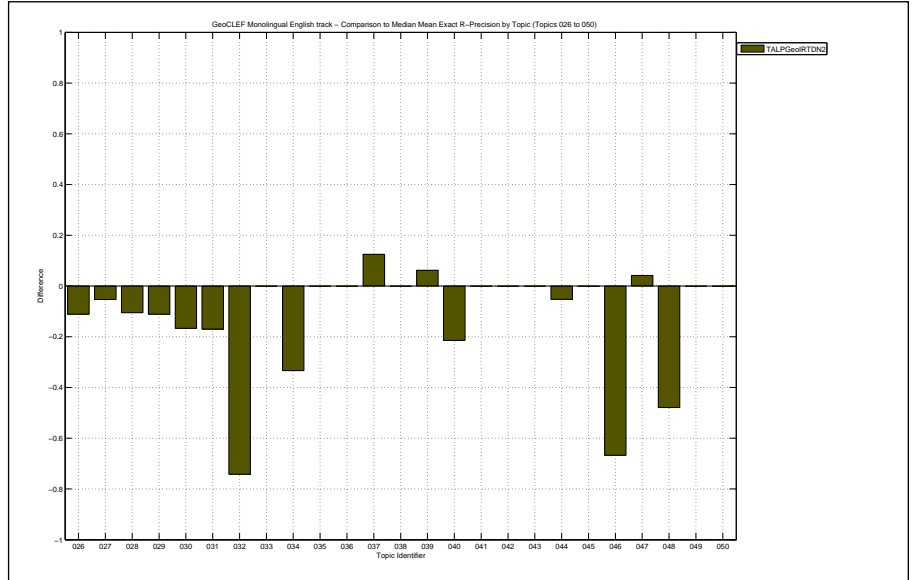
Docs Cutoff Levels	Precision at DCL (%)
5 docs	8.00
10 docs	7.20
15 docs	6.67
20 docs	5.60
30 docs	4.53
100 docs	3.04
200 docs	2.24
500 docs	1.32
1000 docs	0.72
R-Precision (precision after R document retrieved, where R = Relevant retrieved)	
	8.13



Exact R-Precision	
Maximum	0.5000
Minimum	0.0000
First Quartile	0.0000
Second Quartile	0.0000
Third Quartile	0.1123
Interquartile range	0.1123
Mean	0.0813
Standard Deviation	0.1459
Lower Outlier Threshold	0.0000
Upper Outlier Threshold	0.2500
Mean With No Outliers	0.0449
Std With No Outliers	0.0767



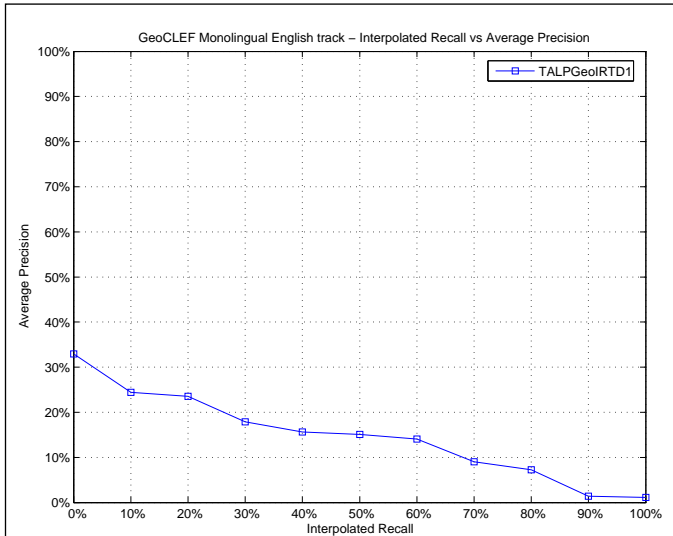
Precision averages (%) for individual queries			
Topic 026	0.00	Topic 039	25.00
Topic 027	0.00	Topic 040	0.00
Topic 028	0.00	Topic 041	0.00
Topic 029	0.00	Topic 042	0.00
Topic 030	50.00	Topic 043	0.00
Topic 031	8.47	Topic 044	10.53
Topic 032	0.00	Topic 045	0.00
Topic 033	0.00	Topic 046	0.00
Topic 034	0.00	Topic 047	8.33
Topic 035	0.00	Topic 048	18.75
Topic 036	0.00	Topic 049	50.00
Topic 037	18.75	Topic 050	13.33
Topic 038	0.00		



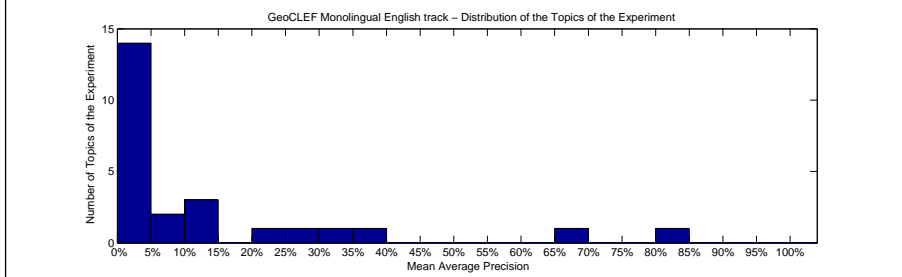
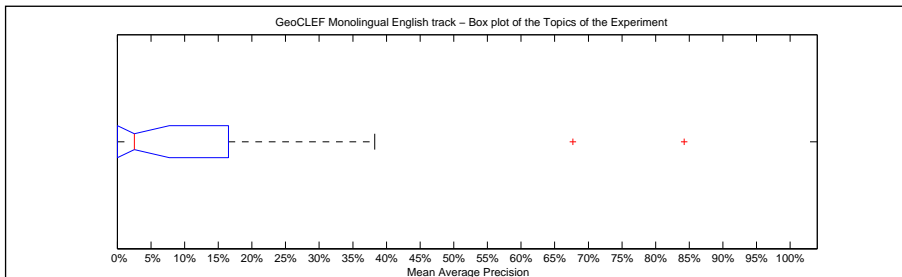
Overall statistics for 25 queries :	
Total number of documents over all queries	
Retrieved	24,742
Relevant	378
Relevant retrieved	230
Geometric Mean Average Precision	0.0060
Binary Preference (BPREF)	0.1189

Priority	1
Query Construction	AUTOMATIC
Source Language	English
Topic Fields	title, description
Pooled	true
Uses the JIRS Passage Retrieval with lexical and geographical information	

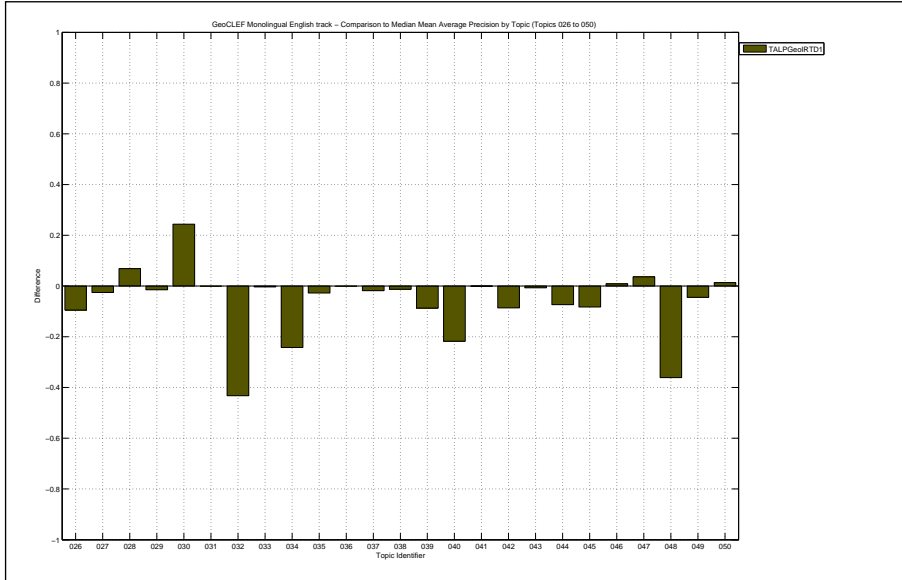
Interploated Recall (%)	Precision Averages (%)
0	32.97
10	24.42
20	23.54
30	17.91
40	15.64
50	15.12
60	14.04
70	9.00
80	7.28
90	1.37
100	1.12
Average precision (non-interpolated) for all relevant documents (averaged over queries)	
	13.42



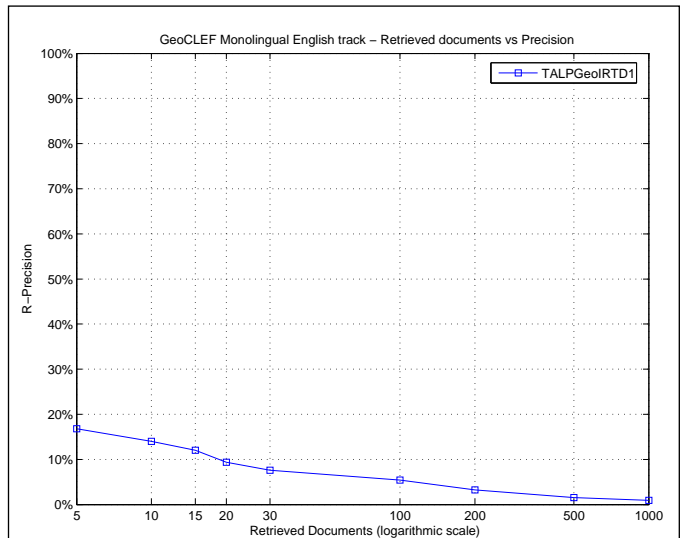
Mean Average Precision	
Maximum	0.8424
Minimum	0.0000
First Quartile	0.0002
Second Quartile	0.0255
Third Quartile	0.1651
Interquartile range	0.1648
Mean	0.1342
Standard Deviation	0.2200
Lower Outlier Threshold	0.0000
Upper Outlier Threshold	0.3824
Mean With No Outliers	0.0798
Std With No Outliers	0.1162



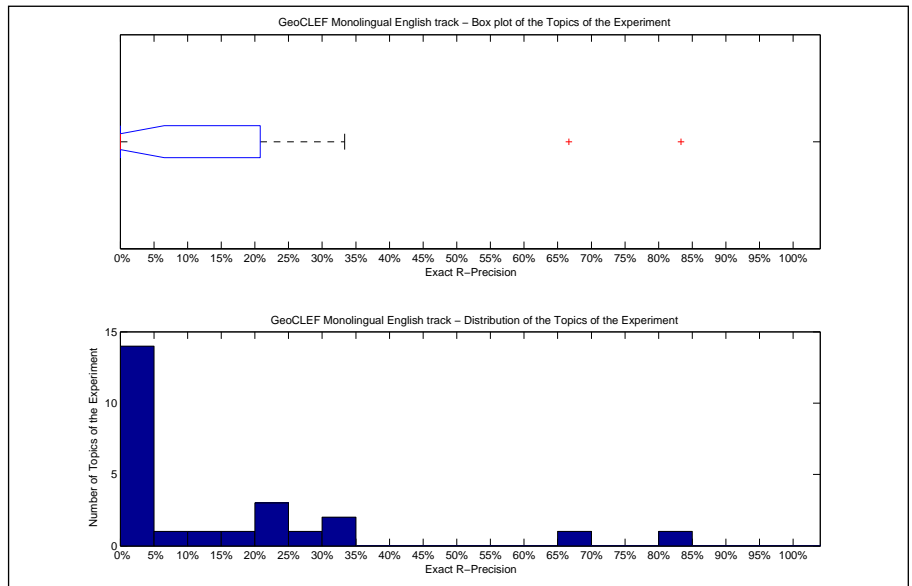
Precision averages (%) for individual queries			
Topic 026	0.52	Topic 039	2.55
Topic 027	0.17	Topic 040	0.00
Topic 028	11.93	Topic 041	0.13
Topic 029	8.96	Topic 042	1.09
Topic 030	84.24	Topic 043	0.10
Topic 031	26.11	Topic 044	3.40
Topic 032	38.24	Topic 045	0.00
Topic 033	0.00	Topic 046	67.70
Topic 034	12.68	Topic 047	7.25
Topic 035	0.03	Topic 048	33.64
Topic 036	0.00	Topic 049	22.22
Topic 037	0.02	Topic 050	14.60
Topic 038	0.00		



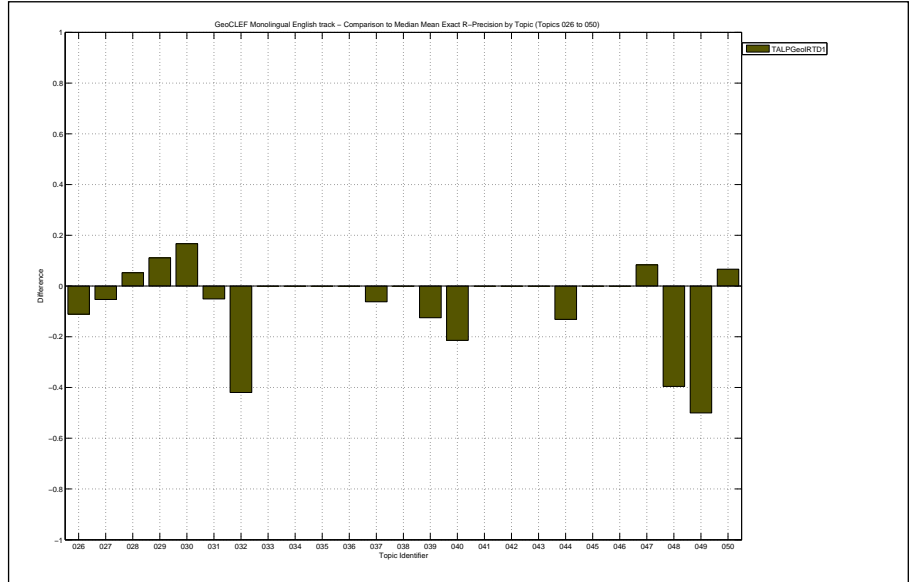
Docs Cutoff Levels	Precision at DCL (%)
5 docs	16.80
10 docs	14.00
15 docs	12.00
20 docs	9.40
30 docs	7.60
100 docs	5.40
200 docs	3.26
500 docs	1.54
1000 docs	0.92
R-Precision (precision after R document retrieved, where R = Relevant retrieved)	
	13.70



Exact R-Precision	
Maximum	0.8333
Minimum	0.0000
First Quartile	0.0000
Second Quartile	0.0000
Third Quartile	0.2081
Interquartile range	0.2081
Mean	0.1370
Standard Deviation	0.2174
Lower Outlier Threshold	0.0000
Upper Outlier Threshold	0.3333
Mean With No Outliers	0.0837
Std With No Outliers	0.1174



Precision averages (%) for individual queries			
Topic 026	0.00	Topic 039	6.25
Topic 027	0.00	Topic 040	0.00
Topic 028	15.79	Topic 041	0.00
Topic 029	22.22	Topic 042	0.00
Topic 030	83.33	Topic 043	0.00
Topic 031	20.34	Topic 044	2.63
Topic 032	32.26	Topic 045	0.00
Topic 033	0.00	Topic 046	66.67
Topic 034	33.33	Topic 047	12.50
Topic 035	0.00	Topic 048	27.08
Topic 036	0.00	Topic 049	0.00
Topic 037	0.00	Topic 050	20.00
Topic 038	0.00		



Overall statistics for 25 queries :	
Total number of documents over all queries	
Retrieved	25,000
Relevant	378
Relevant retrieved	260
Geometric Mean Average Precision	0.0093
Binary Preference (BPREF)	0.1035

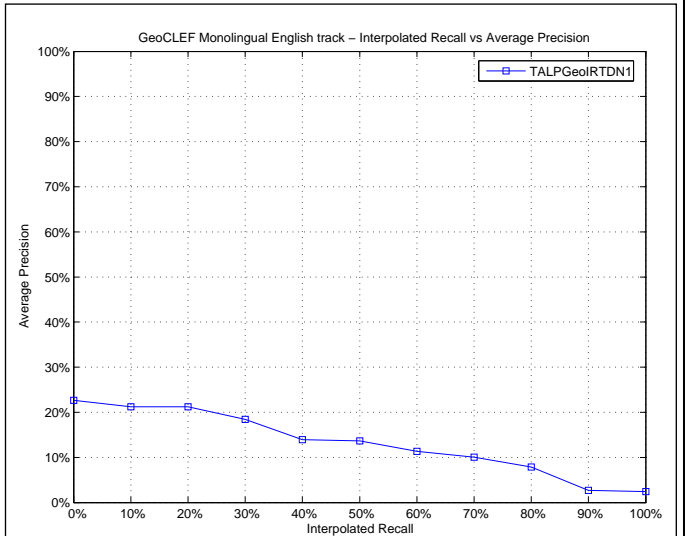
Priority	3
Query Construction	AUTOMATIC
Source Language	English
Topic Fields	title, description, narrative
Pooled	true

JIRS for lexical and Geographical Search

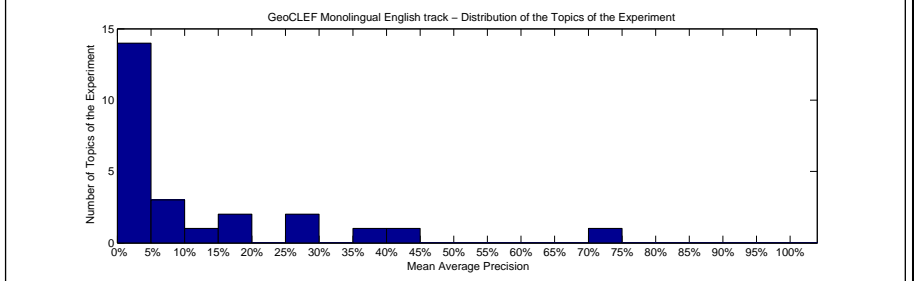
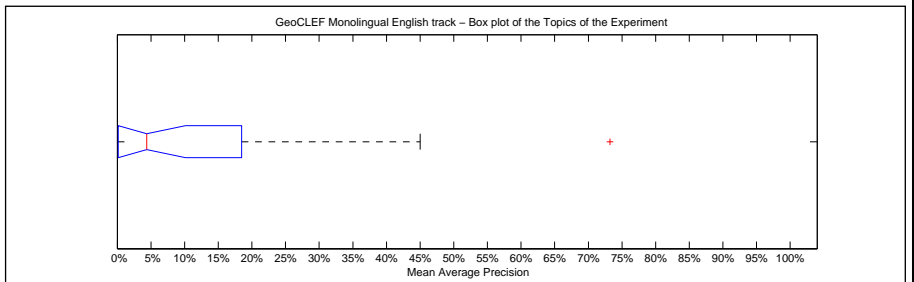
Interploated Recall (%)	Precision Averages (%)
0	22.64
10	21.19
20	21.19
30	18.41
40	13.91
50	13.68
60	11.35
70	10.05
80	7.90
90	2.66
100	2.41

Average precision (non-interpolated) for all relevant documents (averaged over queries)

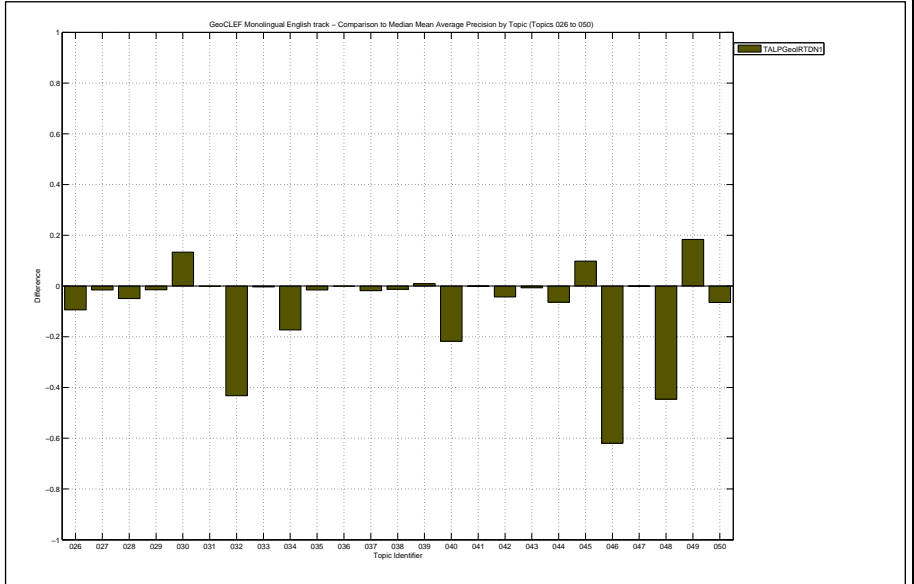
11.79



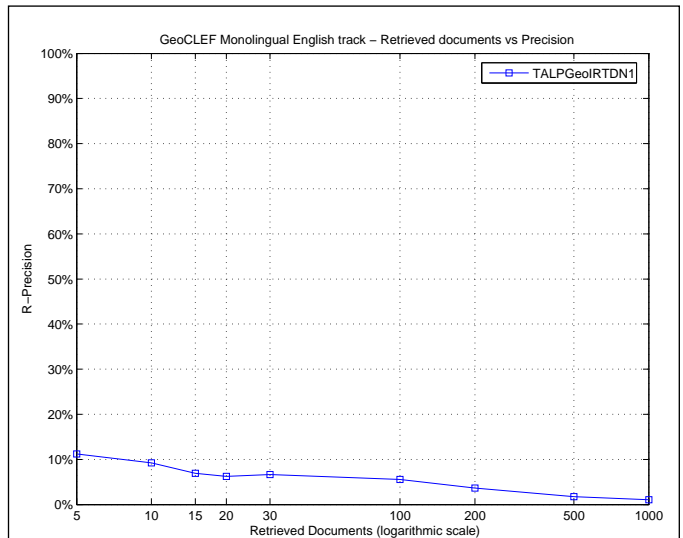
Mean Average Precision	
Maximum	0.7323
Minimum	0.0000
First Quartile	0.0013
Second Quartile	0.0437
Third Quartile	0.1846
Interquartile range	0.1833
Mean	0.1179
Standard Deviation	0.1798
Lower Outlier Threshold	0.0000
Upper Outlier Threshold	0.4500
Mean With No Outliers	0.0923
Std With No Outliers	0.1290



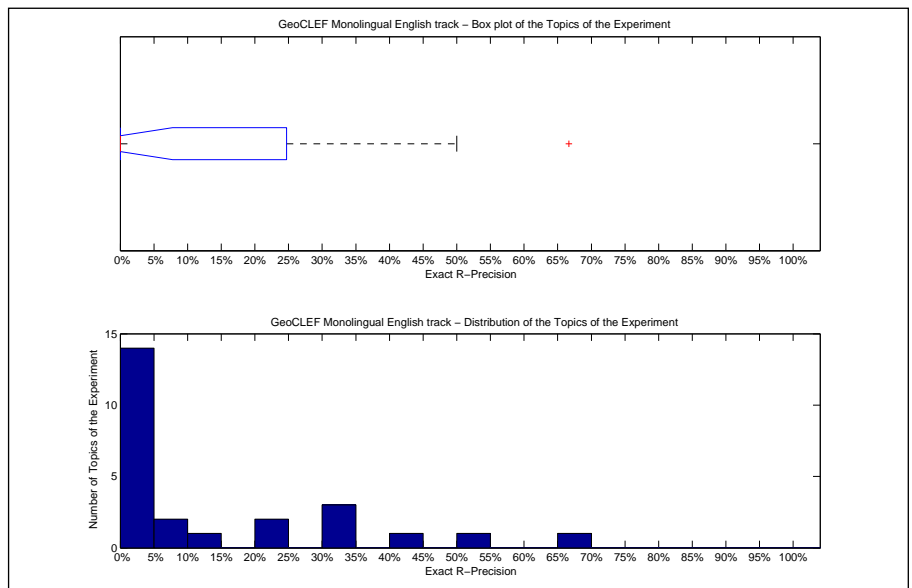
Precision averages (%) for individual queries			
Topic 026	0.60	Topic 039	12.11
Topic 027	1.17	Topic 040	0.00
Topic 028	0.16	Topic 041	0.13
Topic 029	8.96	Topic 042	5.37
Topic 030	73.23	Topic 043	0.10
Topic 031	26.11	Topic 044	4.37
Topic 032	38.24	Topic 045	18.08
Topic 033	0.00	Topic 046	4.93
Topic 034	19.59	Topic 047	3.55
Topic 035	1.20	Topic 048	25.12
Topic 036	0.00	Topic 049	45.00
Topic 037	0.01	Topic 050	6.74
Topic 038	0.00		



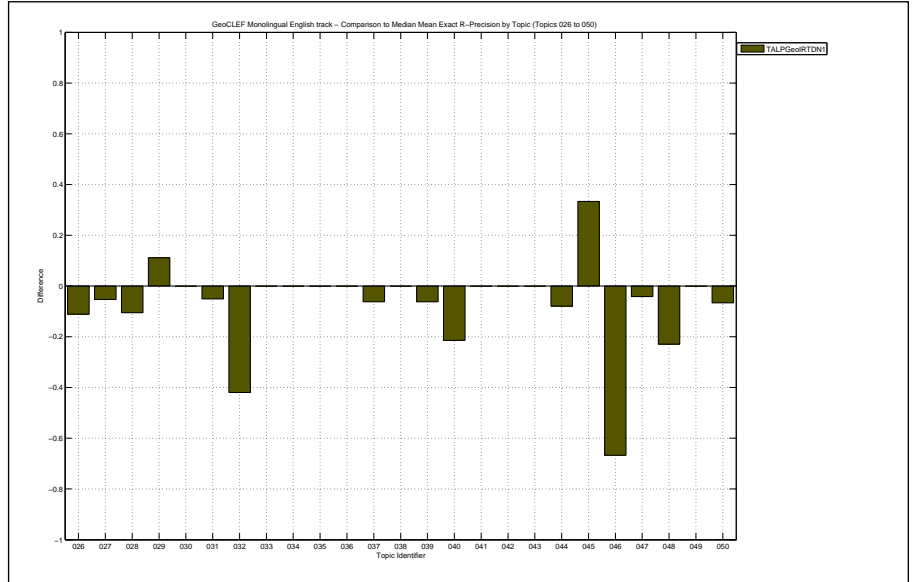
Docs Cutoff Levels	Precision at DCL (%)
5 docs	11.20
10 docs	9.20
15 docs	6.93
20 docs	6.20
30 docs	6.67
100 docs	5.56
200 docs	3.64
500 docs	1.73
1000 docs	1.04
R-Precision (precision after R document retrieved, where R = Relevant retrieved)	
	13.16



Exact R-Precision	
Maximum	0.6667
Minimum	0.0000
First Quartile	0.0000
Second Quartile	0.0000
Third Quartile	0.2473
Interquartile range	0.2473
Mean	0.1316
Standard Deviation	0.1933
Lower Outlier Threshold	0.0000
Upper Outlier Threshold	0.5000
Mean With No Outliers	0.1093
Std With No Outliers	0.1613



Precision averages (%) for individual queries			
Topic 026	0.00	Topic 039	12.50
Topic 027	0.00	Topic 040	0.00
Topic 028	0.00	Topic 041	0.00
Topic 029	22.22	Topic 042	0.00
Topic 030	66.67	Topic 043	0.00
Topic 031	20.34	Topic 044	7.89
Topic 032	32.26	Topic 045	33.33
Topic 033	0.00	Topic 046	0.00
Topic 034	33.33	Topic 047	0.00
Topic 035	0.00	Topic 048	43.75
Topic 036	0.00	Topic 049	50.00
Topic 037	0.00	Topic 050	6.67
Topic 038	0.00		



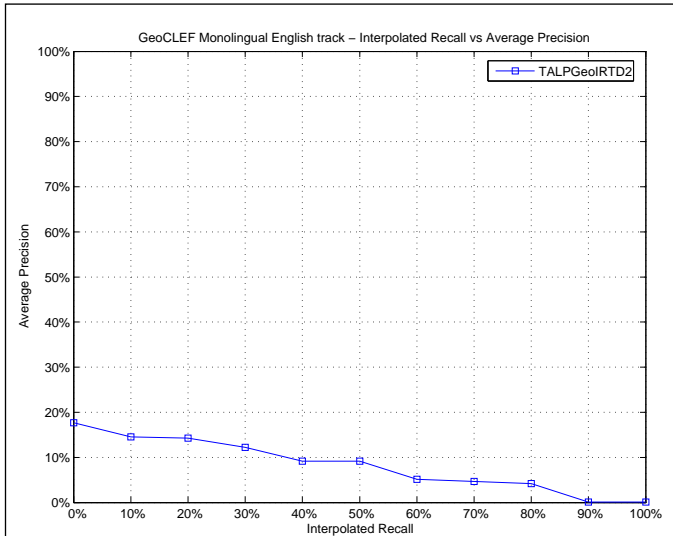
Overall statistics for 25 queries :	
Total number of documents over all queries	
Retrieved	4,851
Relevant	276
Relevant retrieved	123
Geometric Mean Average Precision	0.0004
Binary Preference (BPREF)	0.0819

Priority	2
Query Construction	AUTOMATIC
Source Language	English
Topic Fields	title, description
Pooled	false
JIRS Passage Retrieval for lexical information and Lucene IR for geographical search	

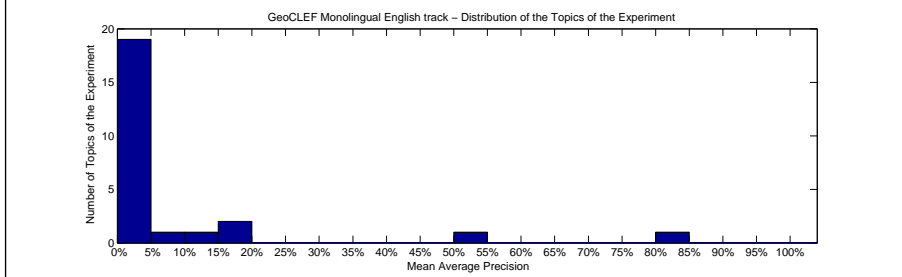
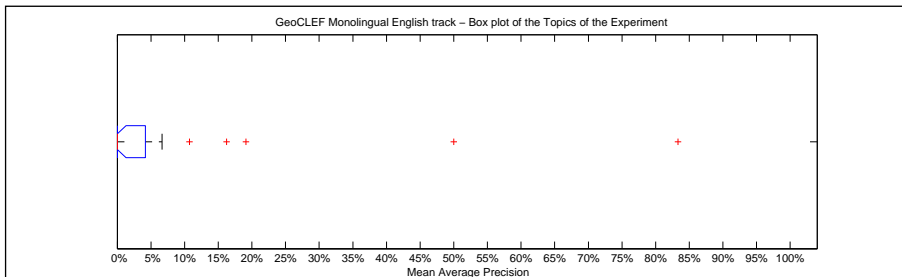
Interploated Recall (%)	Precision Averages (%)
0	17.69
10	14.52
20	14.27
30	12.20
40	9.16
50	9.16
60	5.15
70	4.66
80	4.21
90	0.08
100	0.08

Average precision (non-interpolated) for all relevant documents (averaged over queries)

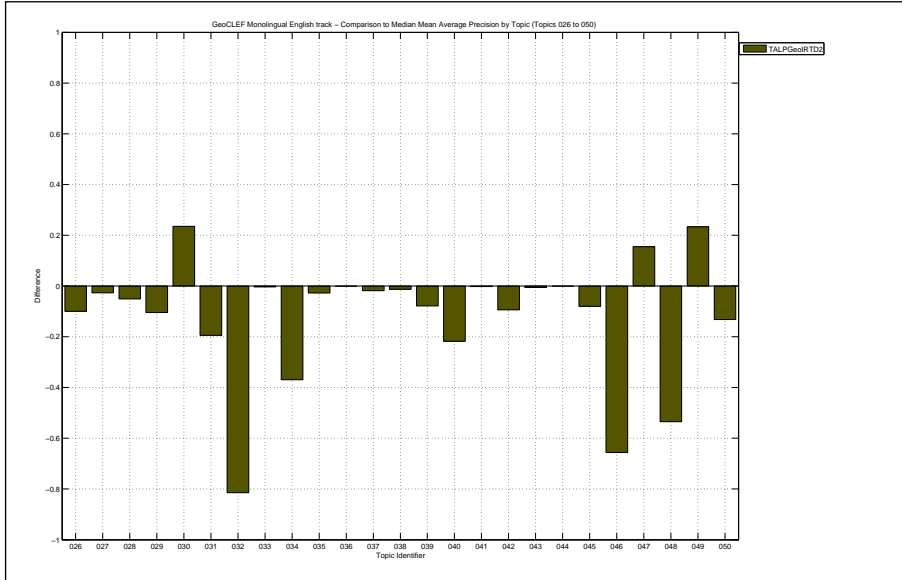
7.66



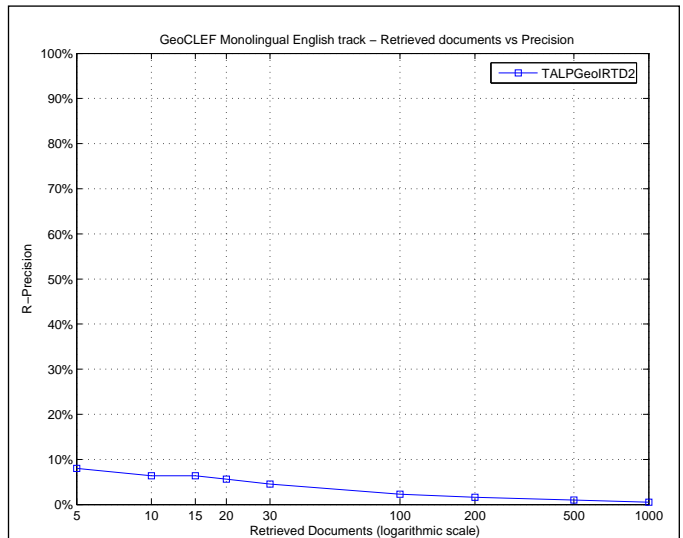
Mean Average Precision	
Maximum	0.8333
Minimum	0.0000
First Quartile	0.0000
Second Quartile	0.0000
Third Quartile	0.0417
Interquartile range	0.0417
Mean	0.0766
Standard Deviation	0.1913
Lower Outlier Threshold	0.0000
Upper Outlier Threshold	0.0666
Mean With No Outliers	0.0060
Std With No Outliers	0.0162



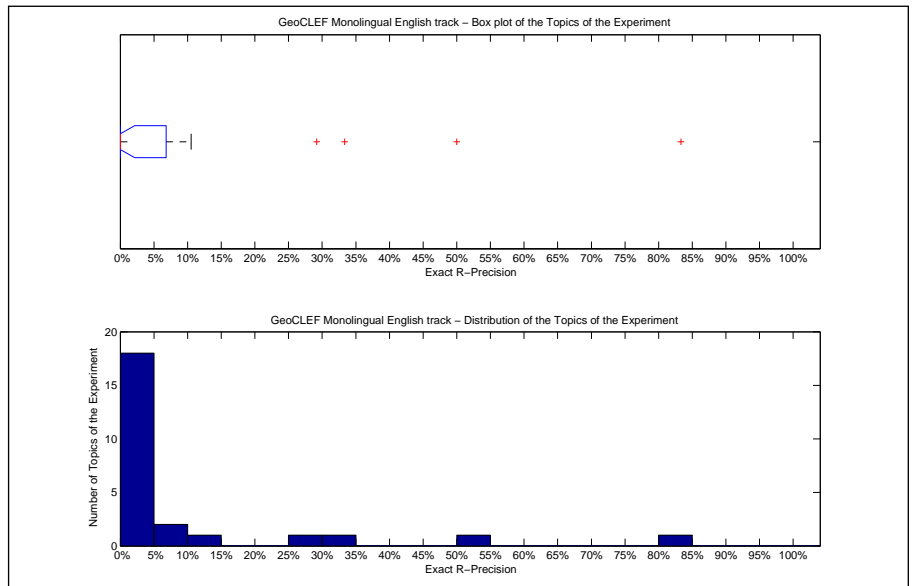
Precision averages (%) for individual queries			
Topic 026	0.00	Topic 039	3.34
Topic 027	0.00	Topic 040	0.00
Topic 028	0.00	Topic 041	0.00
Topic 029	0.00	Topic 042	0.32
Topic 030	83.33	Topic 043	0.26
Topic 031	6.66	Topic 044	10.71
Topic 032	0.00	Topic 045	0.27
Topic 033	0.00	Topic 046	1.25
Topic 034	0.00	Topic 047	19.14
Topic 035	0.00	Topic 048	16.24
Topic 036	0.00	Topic 049	50.00
Topic 037	0.00	Topic 050	0.00
Topic 038	0.00		



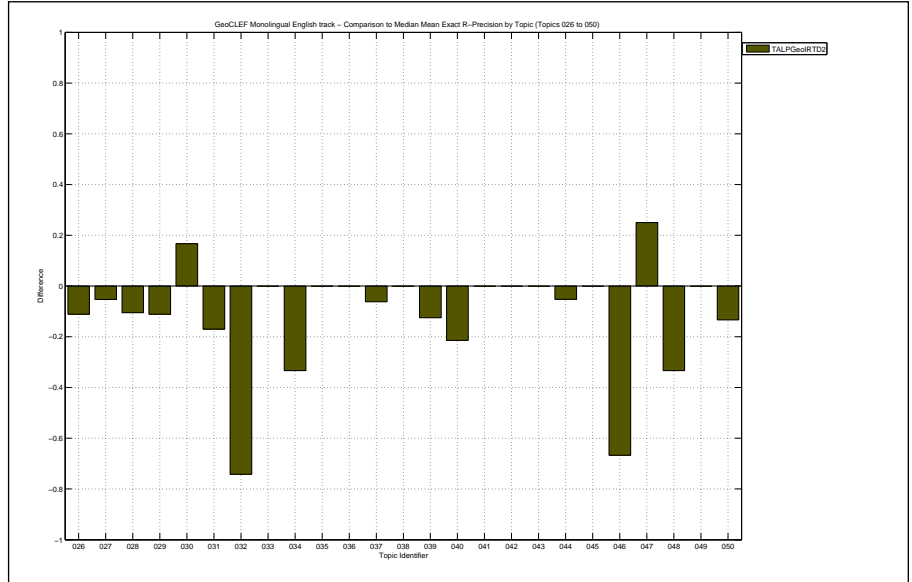
Docs Cutoff Levels	Precision at DCL (%)
5 docs	8.00
10 docs	6.40
15 docs	6.40
20 docs	5.60
30 docs	4.53
100 docs	2.28
200 docs	1.58
500 docs	0.98
1000 docs	0.49
R-Precision (precision after R document retrieved, where R = Relevant retrieved)	
	8.84



Exact R-Precision	
Maximum	0.8333
Minimum	0.0000
First Quartile	0.0000
Second Quartile	0.0000
Third Quartile	0.0681
Interquartile range	0.0681
Mean	0.0884
Standard Deviation	0.2008
Lower Outlier Threshold	0.0000
Upper Outlier Threshold	0.1053
Mean With No Outliers	0.0120
Std With No Outliers	0.0309



Precision averages (%) for individual queries			
Topic 026	0.00	Topic 039	6.25
Topic 027	0.00	Topic 040	0.00
Topic 028	0.00	Topic 041	0.00
Topic 029	0.00	Topic 042	0.00
Topic 030	83.33	Topic 043	0.00
Topic 031	8.47	Topic 044	10.53
Topic 032	0.00	Topic 045	0.00
Topic 033	0.00	Topic 046	0.00
Topic 034	0.00	Topic 047	29.17
Topic 035	0.00	Topic 048	33.33
Topic 036	0.00	Topic 049	50.00
Topic 037	0.00	Topic 050	0.00
Topic 038	0.00		





Overall statistics for 25 queries :	
Total number of documents over all queries	
Retrieved	25,000
Relevant	378
Relevant retrieved	243
Geometric Mean Average Precision	0.0046
Binary Preference (BPREF)	0.1056

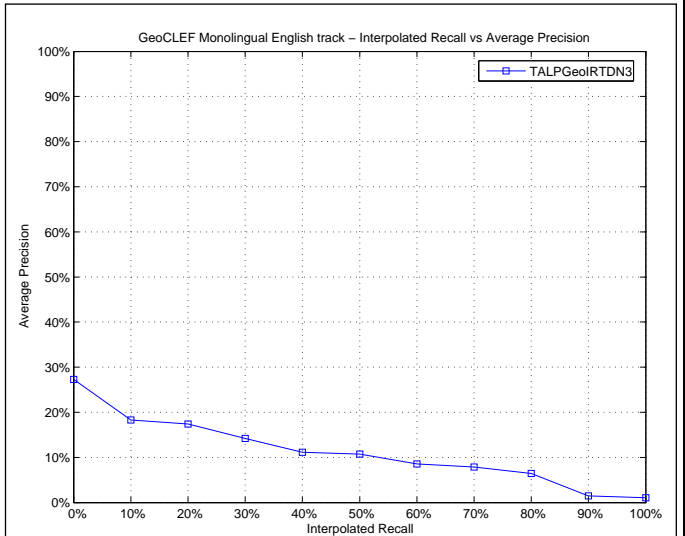
Priority	5
Query Construction	AUTOMATIC
Source Language	English
Topic Fields	title, description, narrative
Pooled	false

JIRS for lexical and geographical search with accumulated doc scoring

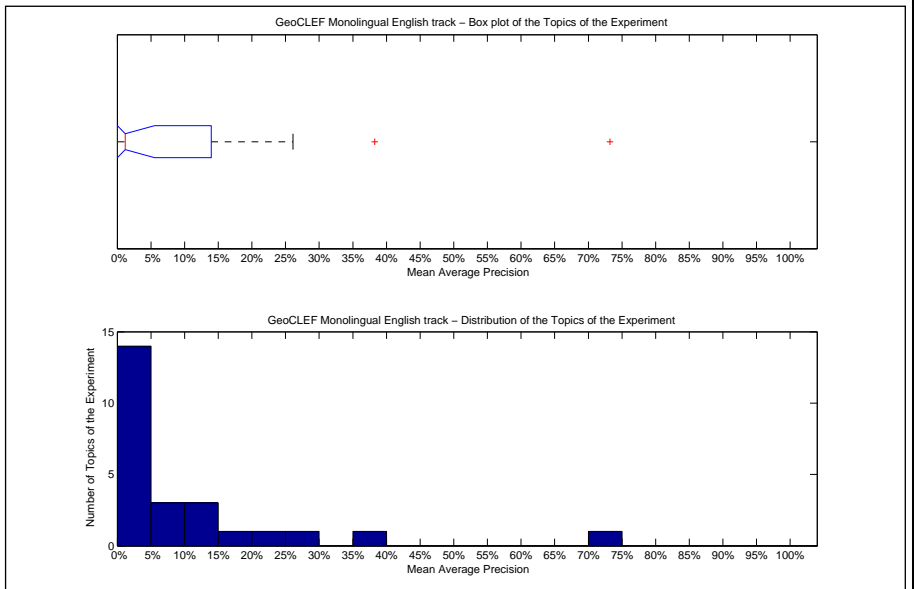
Interploated Recall (%)	Precision Averages (%)
0	27.28
10	18.32
20	17.38
30	14.20
40	11.17
50	10.70
60	8.53
70	7.85
80	6.43
90	1.46
100	1.06

Average precision (non-interpolated) for all relevant documents (averaged over queries)

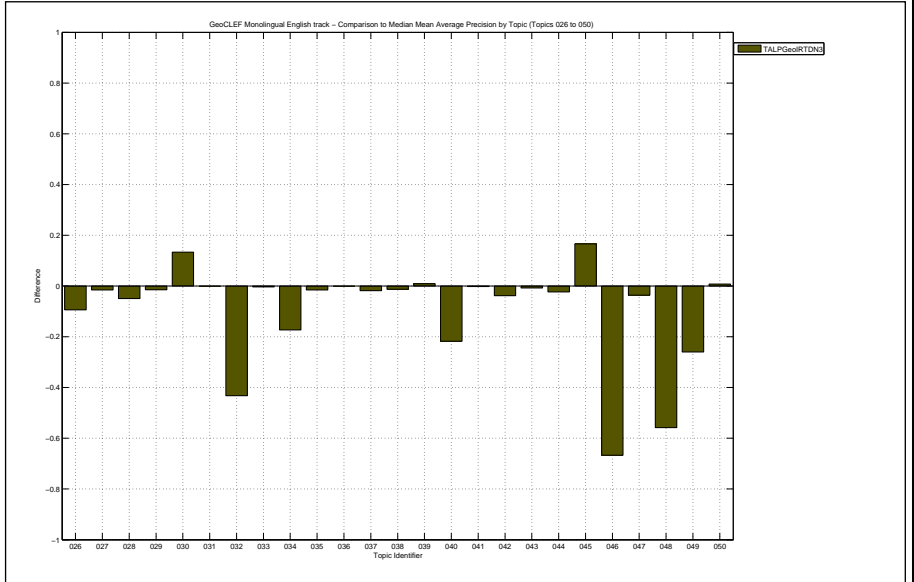
9.97



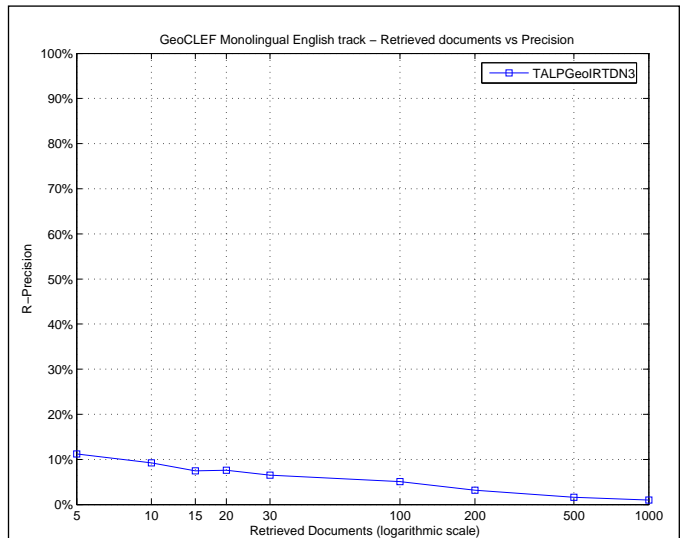
Mean Average Precision	
Maximum	0.7323
Minimum	0.0000
First Quartile	0.0001
Second Quartile	0.0117
Third Quartile	0.1395
Interquartile range	0.1394
Mean	0.0997
Standard Deviation	0.1677
Lower Outlier Threshold	0.0000
Upper Outlier Threshold	0.2611
Mean With No Outliers	0.0600
Std With No Outliers	0.0848



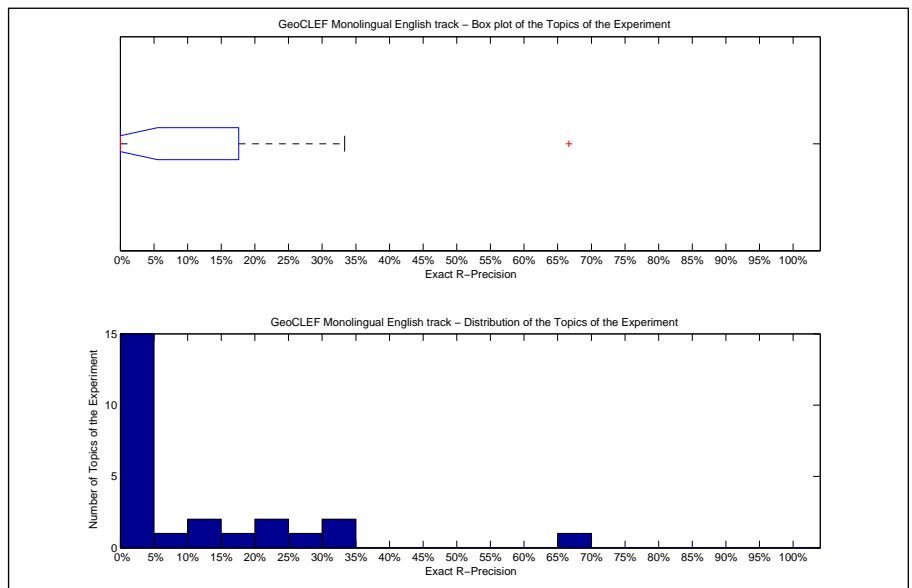
Precision averages (%) for individual queries			
Topic 026	0.60	Topic 039	12.11
Topic 027	1.17	Topic 040	0.00
Topic 028	0.16	Topic 041	0.00
Topic 029	8.96	Topic 042	5.89
Topic 030	73.23	Topic 043	0.01
Topic 031	26.11	Topic 044	8.40
Topic 032	38.24	Topic 045	24.86
Topic 033	0.00	Topic 046	0.18
Topic 034	19.59	Topic 047	0.05
Topic 035	1.20	Topic 048	13.93
Topic 036	0.00	Topic 049	0.65
Topic 037	0.01	Topic 050	14.00
Topic 038	0.00		



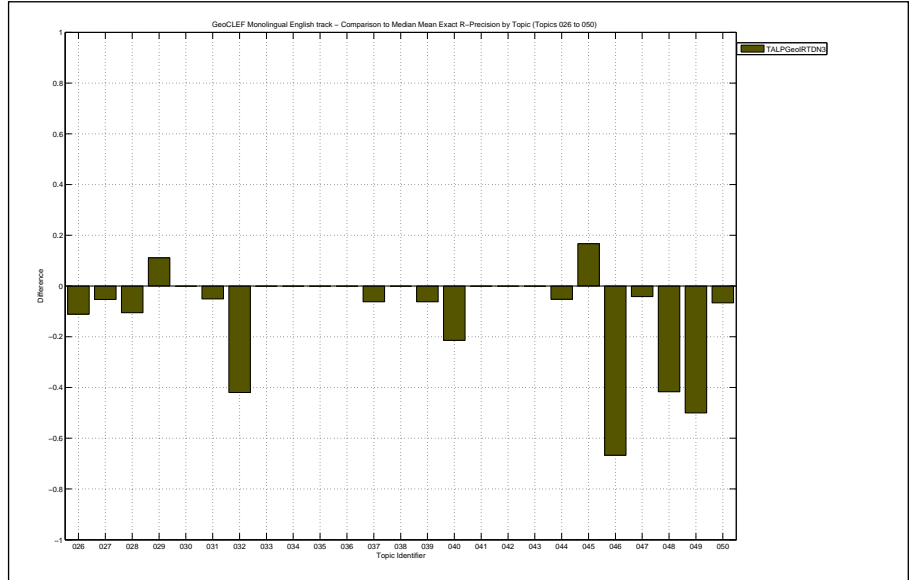
Docs Cutoff Levels	Precision at DCL (%)
5 docs	11.20
10 docs	9.20
15 docs	7.47
20 docs	7.60
30 docs	6.53
100 docs	5.08
200 docs	3.18
500 docs	1.57
1000 docs	0.97
R-Precision (precision after R document retrieved, where R = Relevant retrieved)	
	9.85



Exact R-Precision	
Maximum	0.6667
Minimum	0.0000
First Quartile	0.0000
Second Quartile	0.0000
Third Quartile	0.1758
Interquartile range	0.1758
Mean	0.0985
Standard Deviation	0.1619
Lower Outlier Threshold	0.0000
Upper Outlier Threshold	0.3333
Mean With No Outliers	0.0748
Std With No Outliers	0.1129



Precision averages (%) for individual queries			
Topic 026	0.00	Topic 039	12.50
Topic 027	0.00	Topic 040	0.00
Topic 028	0.00	Topic 041	0.00
Topic 029	22.22	Topic 042	0.00
Topic 030	66.67	Topic 043	0.00
Topic 031	20.34	Topic 044	10.53
Topic 032	32.26	Topic 045	16.67
Topic 033	0.00	Topic 046	0.00
Topic 034	33.33	Topic 047	0.00
Topic 035	0.00	Topic 048	25.00
Topic 036	0.00	Topic 049	0.00
Topic 037	0.00	Topic 050	6.67
Topic 038	0.00		



Overall statistics for 25 queries :	
Total number of documents over all queries	
Retrieved	25,000
Relevant	378
Relevant retrieved	301
Geometric Mean Average Precision	0.0694
Binary Preference (BPREF)	0.2074

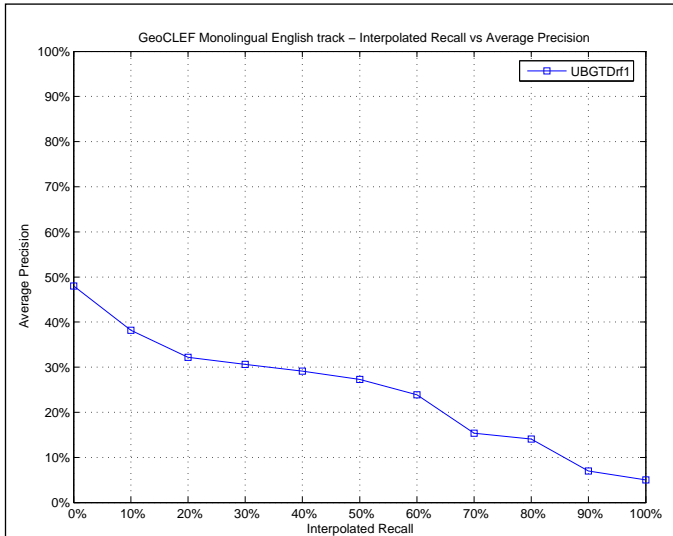
Priority	2
Query Construction	AUTOMATIC
Source Language	English
Topic Fields	title, description
Pooled	false

retr feedback run with parameters 10, 20 6 1

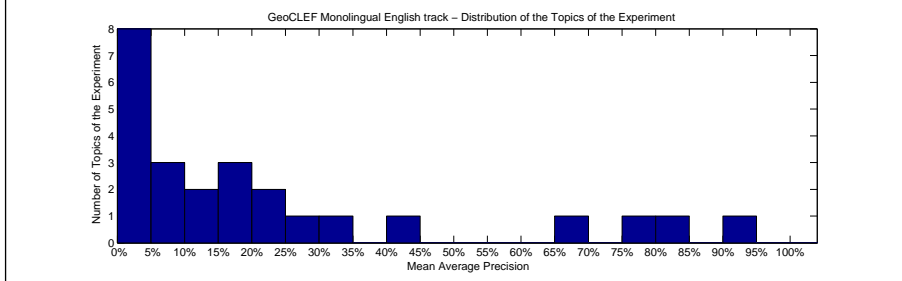
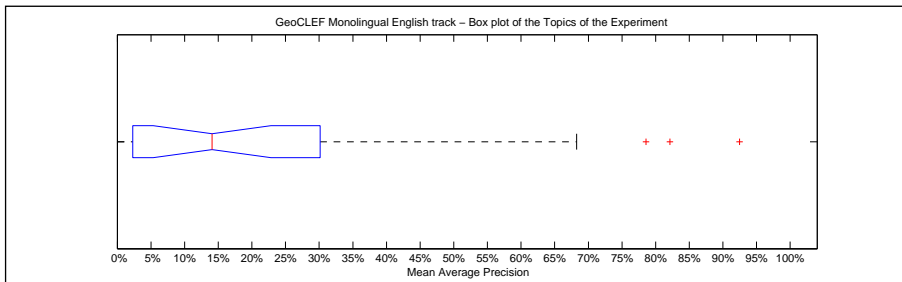
Interploated Recall (%)	Precision Averages (%)
0	47.97
10	38.15
20	32.18
30	30.65
40	29.13
50	27.31
60	23.85
70	15.37
80	14.08
90	6.95
100	5.01

Average precision (non-interpolated) for all relevant documents (averaged over queries)

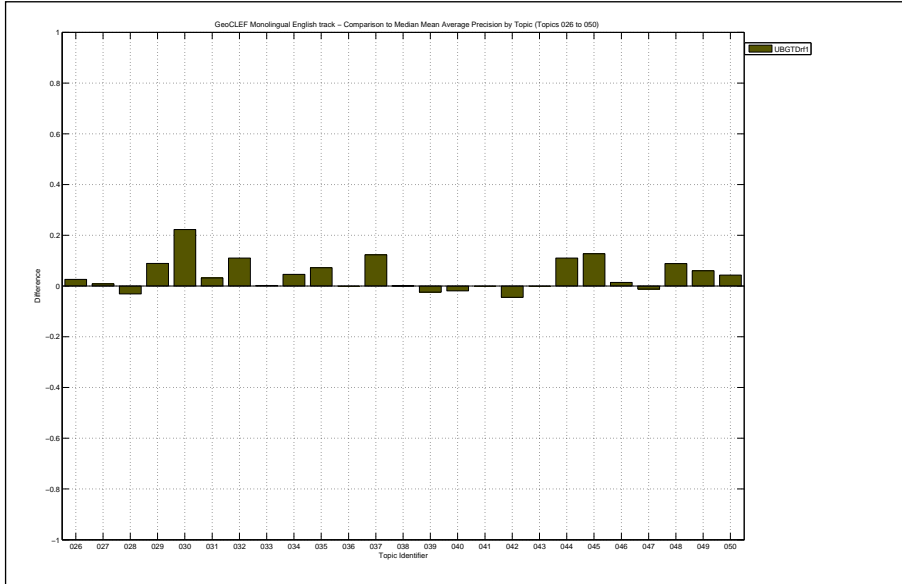
23.44



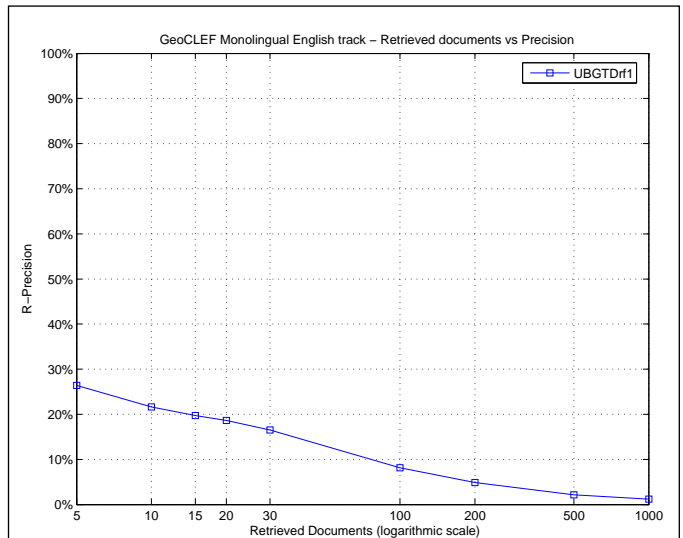
Mean Average Precision	
Maximum	0.9248
Minimum	0.0000
First Quartile	0.0230
Second Quartile	0.1410
Third Quartile	0.3015
Interquartile range	0.2785
Mean	0.2344
Standard Deviation	0.2785
Lower Outlier Threshold	0.0000
Upper Outlier Threshold	0.6828
Mean With No Outliers	0.1513
Std With No Outliers	0.1669



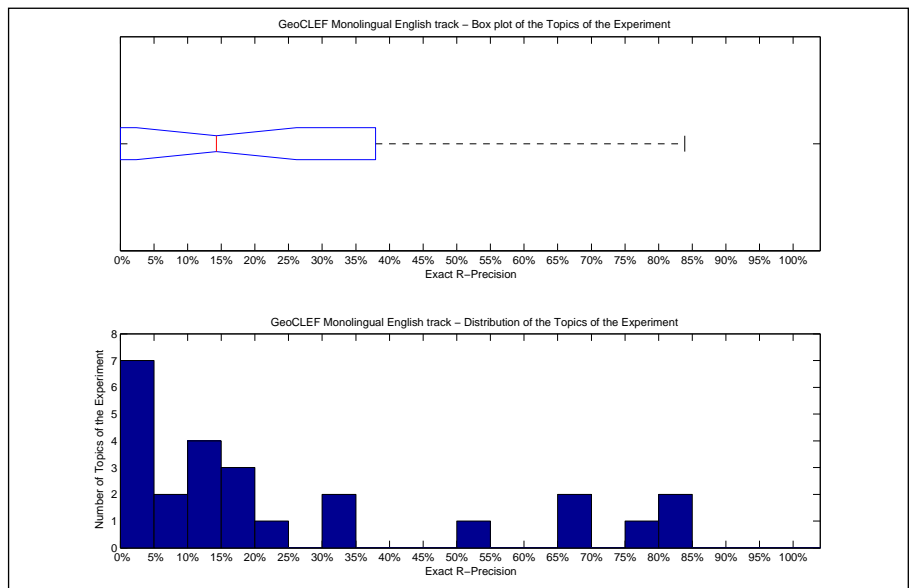
Precision averages (%) for individual queries			
Topic 026	12.57	Topic 039	8.79
Topic 027	3.57	Topic 040	19.88
Topic 028	1.95	Topic 041	0.24
Topic 029	19.35	Topic 042	5.23
Topic 030	82.12	Topic 043	0.85
Topic 031	29.30	Topic 044	21.70
Topic 032	92.48	Topic 045	20.97
Topic 033	0.57	Topic 046	68.28
Topic 034	41.52	Topic 047	2.41
Topic 035	9.97	Topic 048	78.56
Topic 036	0.00	Topic 049	32.69
Topic 037	14.10	Topic 050	17.55
Topic 038	1.37		



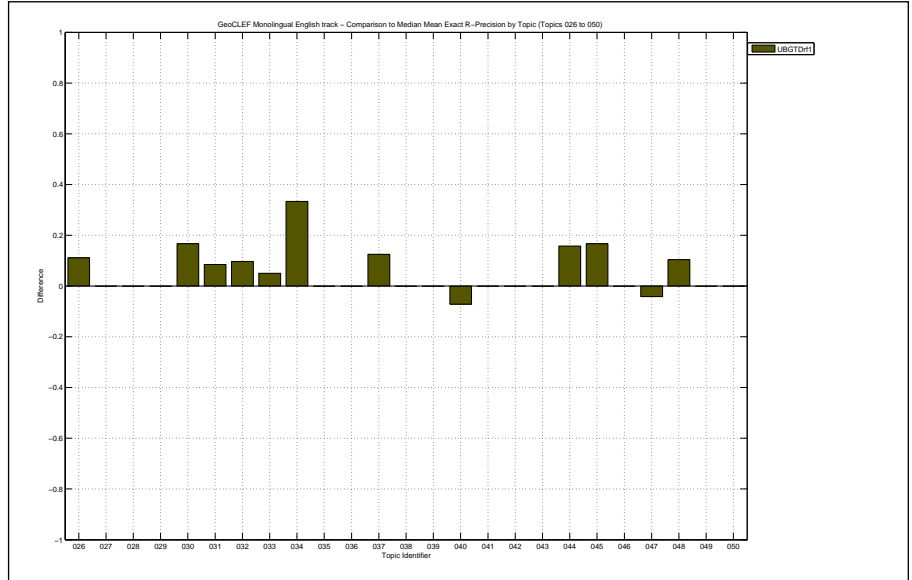
Docs Cutoff Levels	Precision at DCL (%)
5 docs	26.40
10 docs	21.60
15 docs	19.73
20 docs	18.60
30 docs	16.53
100 docs	8.12
200 docs	4.84
500 docs	2.18
1000 docs	1.20
R-Precision (precision after R document retrieved, where R = Relevant retrieved)	
	25.16



Exact R-Precision	
Maximum	0.8387
Minimum	0.0000
First Quartile	0.0000
Second Quartile	0.1429
Third Quartile	0.3792
Interquartile range	0.3792
Mean	0.2516
Standard Deviation	0.2870
Lower Outlier Threshold	0.0000
Upper Outlier Threshold	0.8387
Mean With No Outliers	0.2516
Std With No Outliers	0.2870



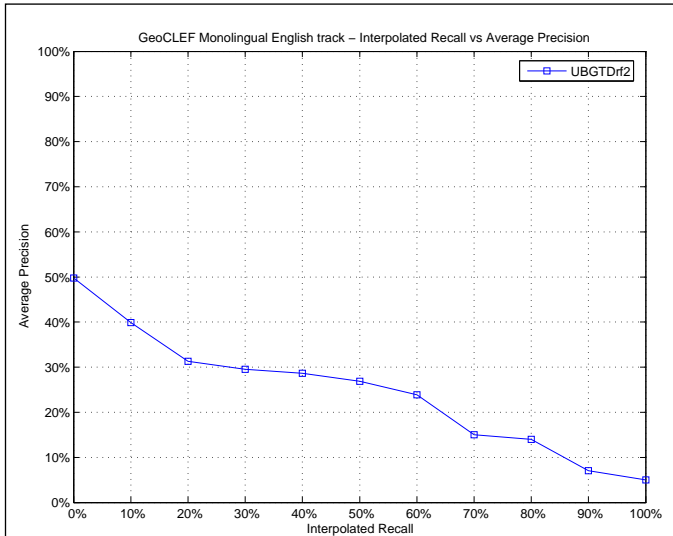
Precision averages (%) for individual queries			
Topic 026	22.22	Topic 039	18.75
Topic 027	5.26	Topic 040	14.29
Topic 028	10.53	Topic 041	0.00
Topic 029	11.11	Topic 042	0.00
Topic 030	83.33	Topic 043	0.00
Topic 031	33.90	Topic 044	31.58
Topic 032	83.87	Topic 045	16.67
Topic 033	5.00	Topic 046	66.67
Topic 034	66.67	Topic 047	0.00
Topic 035	0.00	Topic 048	77.08
Topic 036	0.00	Topic 049	50.00
Topic 037	18.75	Topic 050	13.33
Topic 038	0.00		



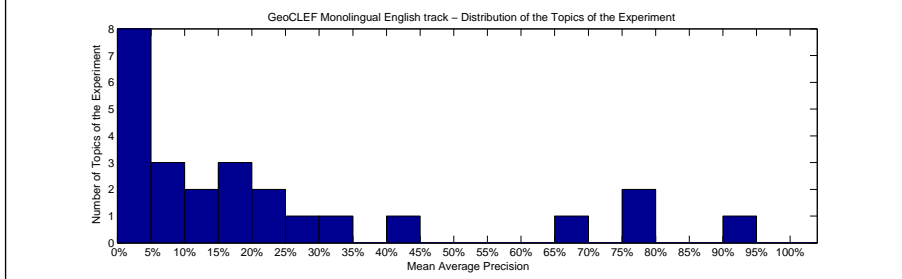
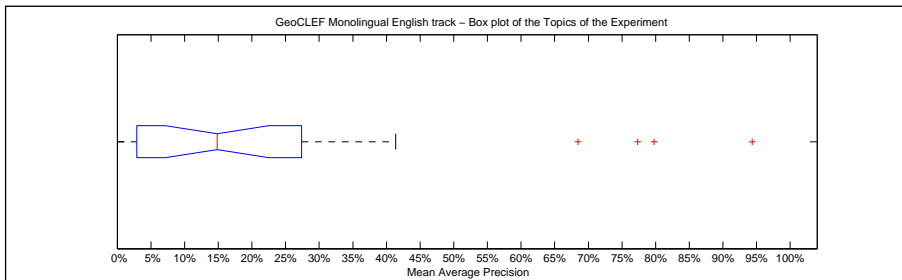
Overall statistics for 25 queries :	
Total number of documents over all queries	
Retrieved	25,000
Relevant	378
Relevant retrieved	303
Geometric Mean Average Precision	0.0697
Binary Preference (BPREF)	0.1976

Priority	1
Query Construction	AUTOMATIC
Source Language	English
Topic Fields	title, description
Pooled	true
Automatic retrieval feedback params 5 50 10 1	

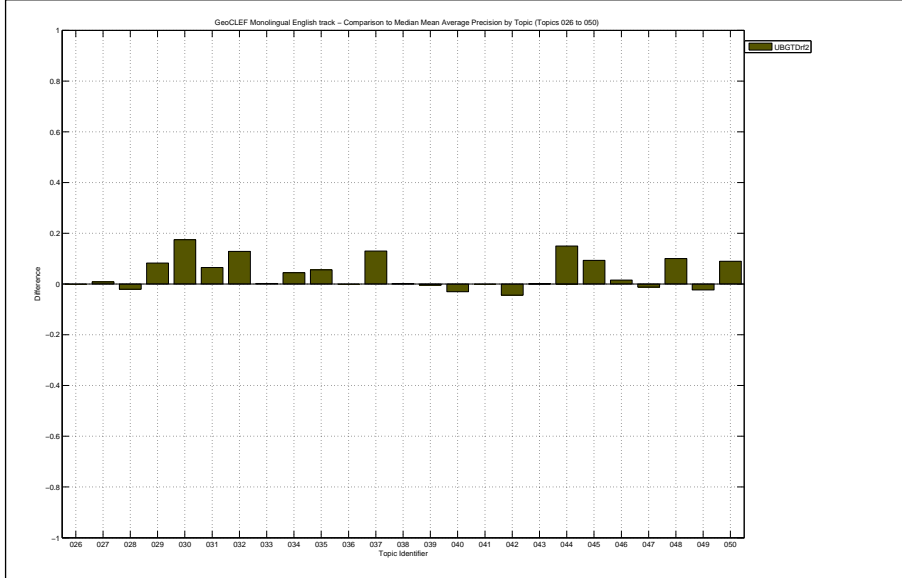
Interploated Recall (%)	Precision Averages (%)
0	49.73
10	39.89
20	31.29
30	29.50
40	28.68
50	26.86
60	23.90
70	15.01
80	13.97
90	7.03
100	4.99
Average precision (non-interpolated) for all relevant documents (averaged over queries)	
23.30	



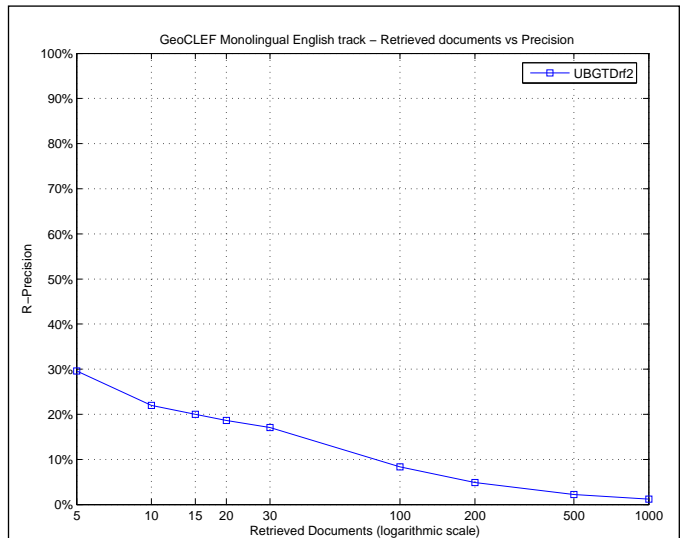
Mean Average Precision	
Maximum	0.9434
Minimum	0.0000
First Quartile	0.0289
Second Quartile	0.1484
Third Quartile	0.2741
Interquartile range	0.2451
Mean	0.2330
Standard Deviation	0.2773
Lower Outlier Threshold	0.0000
Upper Outlier Threshold	0.4139
Mean With No Outliers	0.1251
Std With No Outliers	0.1186



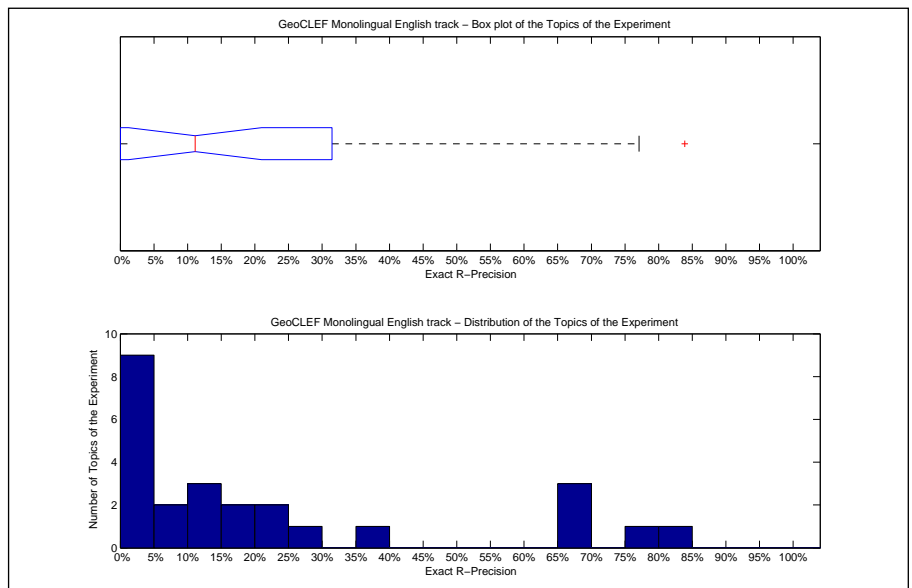
Precision averages (%) for individual queries			
Topic 026	9.97	Topic 039	10.82
Topic 027	3.57	Topic 040	18.74
Topic 028	3.04	Topic 041	0.21
Topic 029	18.72	Topic 042	5.30
Topic 030	77.32	Topic 043	0.87
Topic 031	32.58	Topic 044	25.68
Topic 032	94.34	Topic 045	17.54
Topic 033	0.53	Topic 046	68.45
Topic 034	41.39	Topic 047	2.44
Topic 035	8.35	Topic 048	79.78
Topic 036	0.00	Topic 049	24.36
Topic 037	14.84	Topic 050	22.21
Topic 038	1.45		



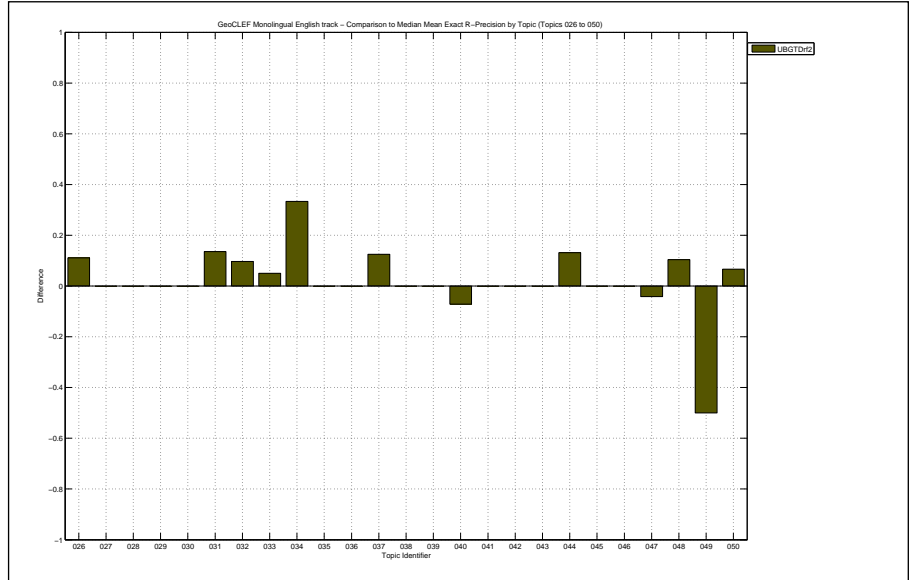
Docs Cutoff Levels	Precision at DCL (%)
5 docs	29.60
10 docs	22.00
15 docs	20.00
20 docs	18.60
30 docs	17.07
100 docs	8.36
200 docs	4.90
500 docs	2.21
1000 docs	1.21
R-Precision (precision after R document retrieved, where R = Relevant retrieved)	
	22.19



Exact R-Precision	
Maximum	0.8387
Minimum	0.0000
First Quartile	0.0000
Second Quartile	0.1111
Third Quartile	0.3146
Interquartile range	0.3146
Mean	0.2219
Standard Deviation	0.2772
Lower Outlier Threshold	0.0000
Upper Outlier Threshold	0.7708
Mean With No Outliers	0.1962
Std With No Outliers	0.2509



Precision averages (%) for individual queries			
Topic 026	22.22	Topic 039	18.75
Topic 027	5.26	Topic 040	14.29
Topic 028	10.53	Topic 041	0.00
Topic 029	11.11	Topic 042	0.00
Topic 030	66.67	Topic 043	0.00
Topic 031	38.98	Topic 044	28.95
Topic 032	83.87	Topic 045	0.00
Topic 033	5.00	Topic 046	66.67
Topic 034	66.67	Topic 047	0.00
Topic 035	0.00	Topic 048	77.08
Topic 036	0.00	Topic 049	0.00
Topic 037	18.75	Topic 050	20.00
Topic 038	0.00		



Overall statistics for 25 queries :

Total number of documents over all queries	
Retrieved	25,000
Relevant	378
Relevant retrieved	311
Geometric Mean Average Precision	0.0496
Binary Preference (BPREF)	0.2054

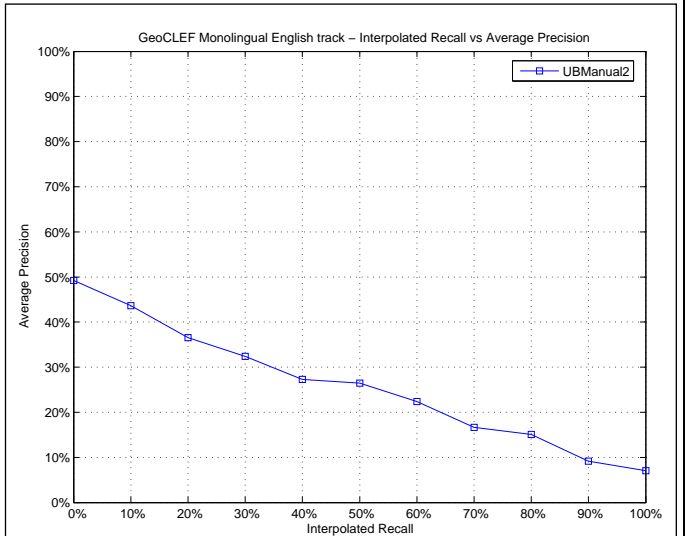
Priority	4
Query Construction	MANUAL
Source Language	English
Topic Fields	title, description, narrative
Pooled	false

manual run with auto feedback 10 50 10 1

Interploated Recall (%)	Precision Averages (%)
0	49.24
10	43.62
20	36.53
30	32.38
40	27.26
50	26.44
60	22.35
70	16.67
80	15.08
90	9.15
100	7.03

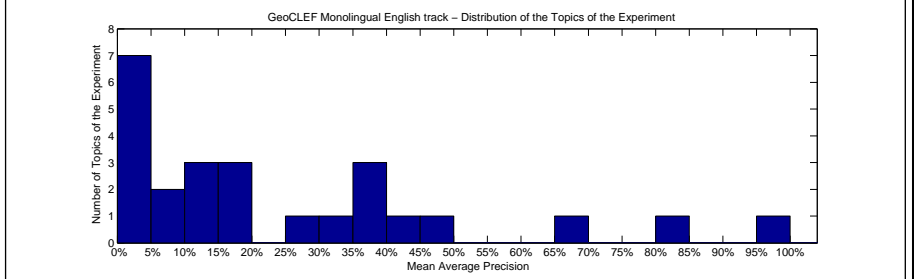
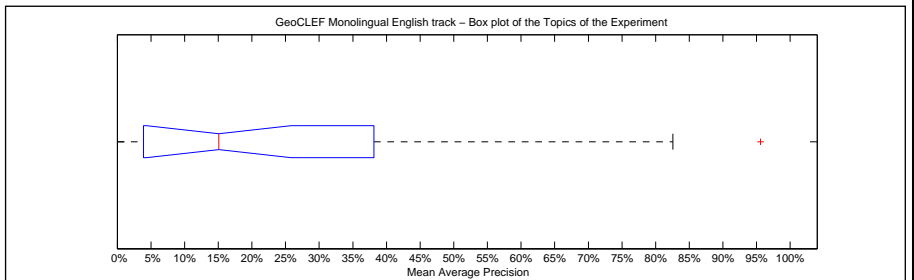
Average precision (non-interpolated) for all relevant documents (averaged over queries)

24.46



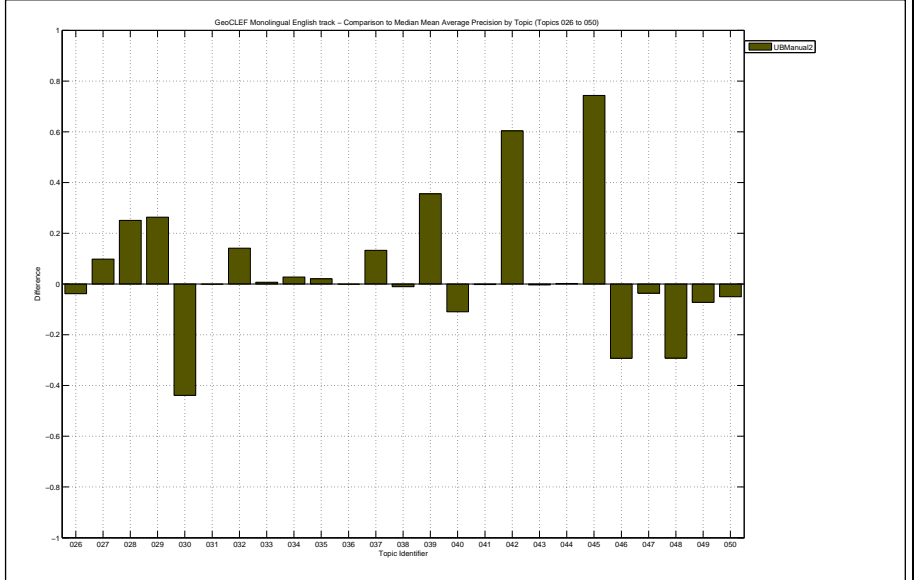
Mean Average Precision

Maximum	0.9560
Minimum	0.0000
First Quartile	0.0388
Second Quartile	0.1509
Third Quartile	0.3812
Interquartile range	0.3424
Mean	0.2446
Standard Deviation	0.2665
Lower Outlier Threshold	0.0000
Upper Outlier Threshold	0.8256
Mean With No Outliers	0.2150
Std With No Outliers	0.2262

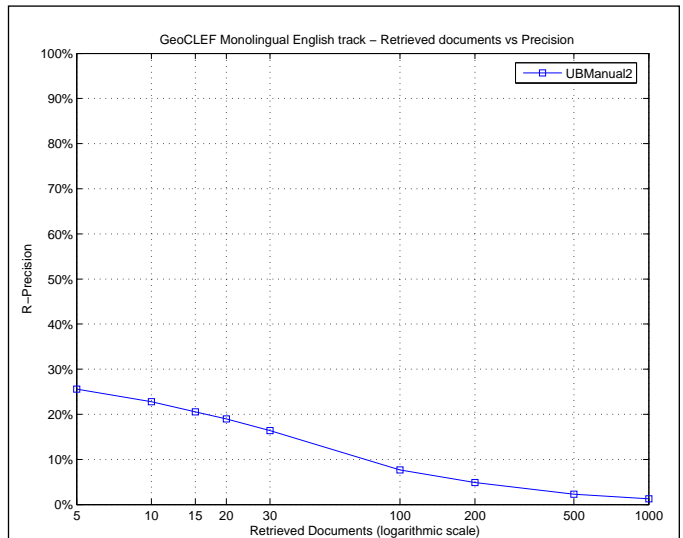


Precision averages (%) for individual queries

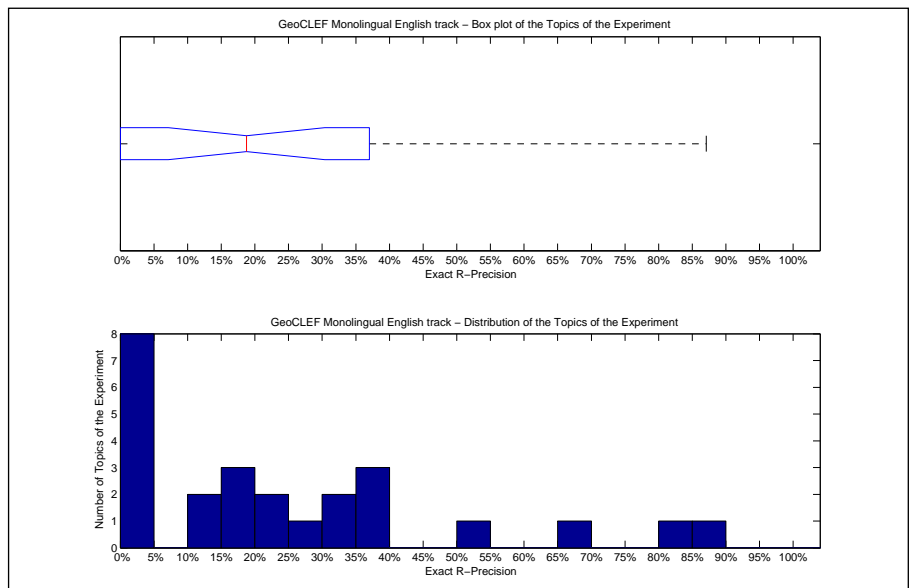
Topic 026	6.18	Topic 039	46.74
Topic 027	12.57	Topic 040	10.82
Topic 028	30.17	Topic 041	0.00
Topic 029	36.77	Topic 042	70.00
Topic 030	15.95	Topic 043	0.48
Topic 031	26.09	Topic 044	10.94
Topic 032	95.60	Topic 045	82.56
Topic 033	1.05	Topic 046	37.59
Topic 034	39.70	Topic 047	0.03
Topic 035	4.82	Topic 048	40.55
Topic 036	0.00	Topic 049	19.44
Topic 037	15.09	Topic 050	8.19
Topic 038	0.19		



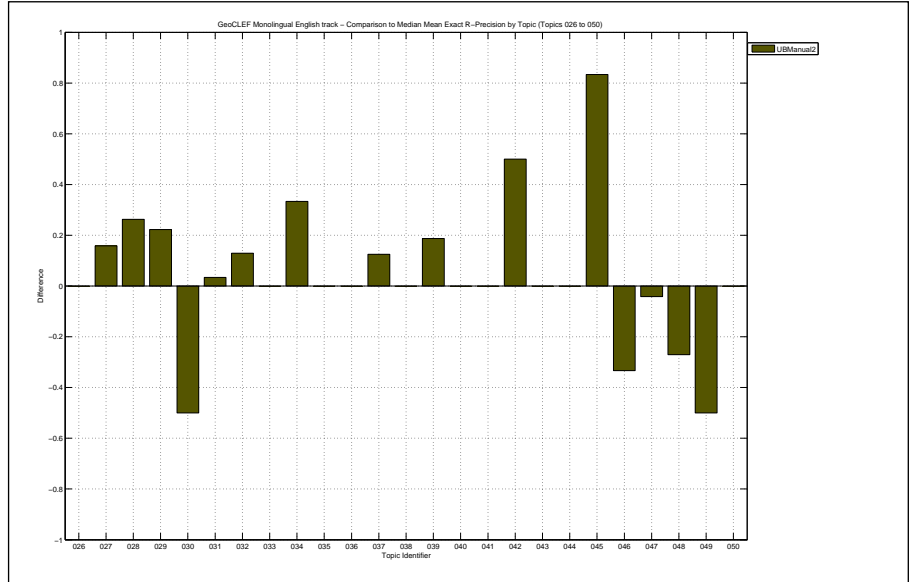
Docs Cutoff Levels	Precision at DCL (%)
5 docs	25.60
10 docs	22.80
15 docs	20.53
20 docs	19.00
30 docs	16.40
100 docs	7.68
200 docs	4.84
500 docs	2.29
1000 docs	1.24
R-Precision (precision after R document retrieved, where R = Relevant retrieved)	
	24.59



Exact R-Precision	
Maximum	0.8710
Minimum	0.0000
First Quartile	0.0000
Second Quartile	0.1875
Third Quartile	0.3701
Interquartile range	0.3701
Mean	0.2459
Standard Deviation	0.2568
Lower Outlier Threshold	0.0000
Upper Outlier Threshold	0.8710
Mean With No Outliers	0.2459
Std With No Outliers	0.2568



Precision averages (%) for individual queries			
Topic 026	11.11	Topic 039	37.50
Topic 027	21.05	Topic 040	21.43
Topic 028	36.84	Topic 041	0.00
Topic 029	33.33	Topic 042	50.00
Topic 030	16.67	Topic 043	0.00
Topic 031	28.81	Topic 044	15.79
Topic 032	87.10	Topic 045	83.33
Topic 033	0.00	Topic 046	33.33
Topic 034	66.67	Topic 047	0.00
Topic 035	0.00	Topic 048	39.58
Topic 036	0.00	Topic 049	0.00
Topic 037	18.75	Topic 050	13.33
Topic 038	0.00		





Overall statistics for 25 queries :	
Total number of documents over all queries	
Retrieved	25,000
Relevant	378
Relevant retrieved	312
Geometric Mean Average Precision	0.0503
Binary Preference (BPREF)	0.1938

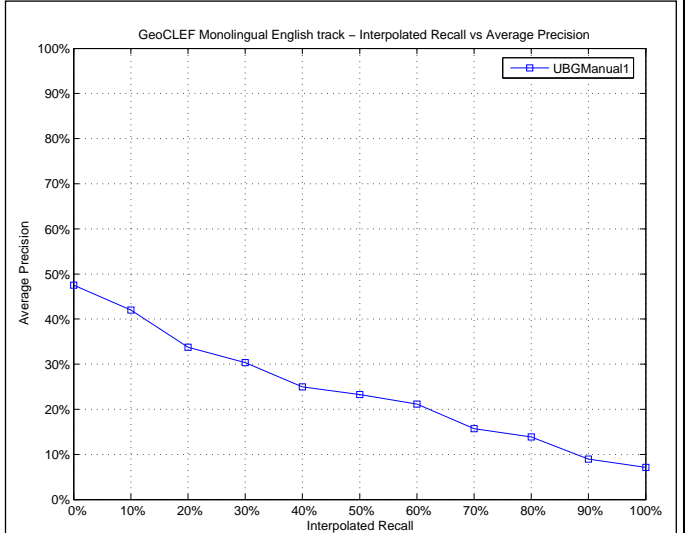
Priority	3
Query Construction	MANUAL
Source Language	English
Topic Fields	title, description, narrative
Pooled	true

Manual run 1

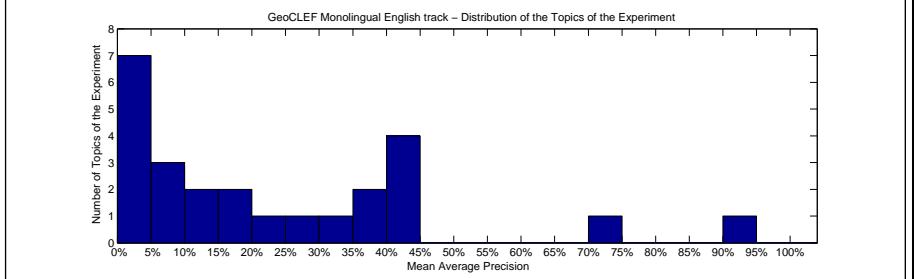
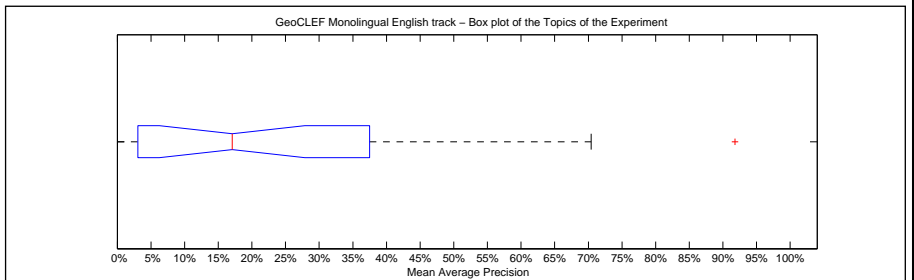
Interploated Recall (%)	Precision Averages (%)
0	47.52
10	41.99
20	33.72
30	30.33
40	24.98
50	23.27
60	21.15
70	15.69
80	13.83
90	8.94
100	7.13

Average precision (non-interpolated) for all relevant documents (averaged over queries)

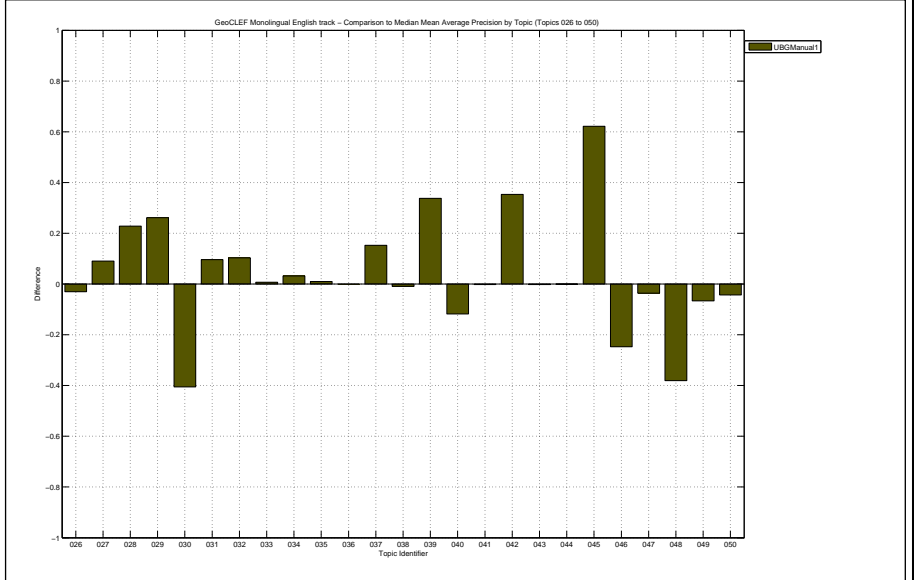
23.07



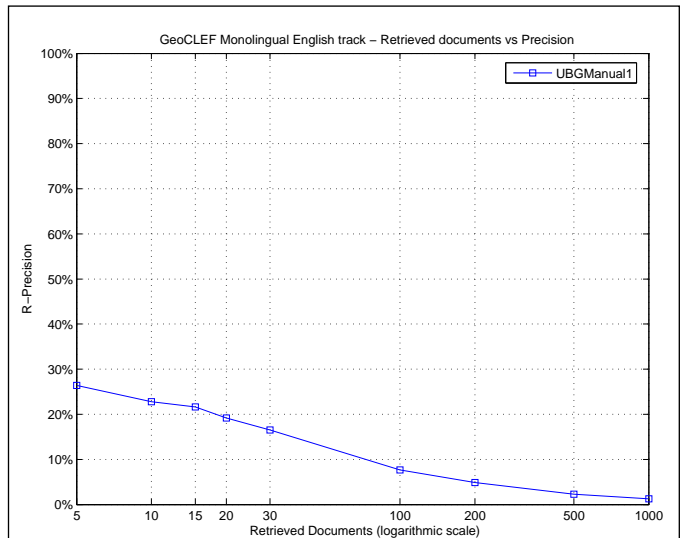
Mean Average Precision	
Maximum	0.9180
Minimum	0.0000
First Quartile	0.0306
Second Quartile	0.1708
Third Quartile	0.3749
Interquartile range	0.3443
Mean	0.2307
Standard Deviation	0.2369
Lower Outlier Threshold	0.0000
Upper Outlier Threshold	0.7041
Mean With No Outliers	0.2021
Std With No Outliers	0.1928



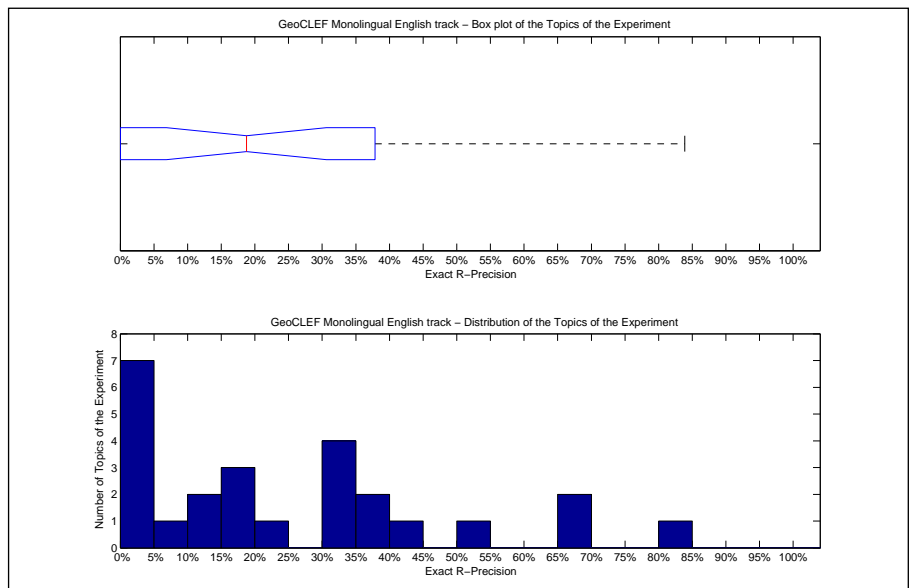
Precision averages (%) for individual queries			
Topic 026	6.94	Topic 039	45.00
Topic 027	11.78	Topic 040	9.98
Topic 028	27.94	Topic 041	0.00
Topic 029	36.62	Topic 042	45.00
Topic 030	19.26	Topic 043	0.62
Topic 031	35.69	Topic 044	10.66
Topic 032	91.80	Topic 045	70.41
Topic 033	1.07	Topic 046	42.11
Topic 034	40.12	Topic 047	0.03
Topic 035	3.73	Topic 048	31.67
Topic 036	0.00	Topic 049	20.00
Topic 037	17.08	Topic 050	8.94
Topic 038	0.33		



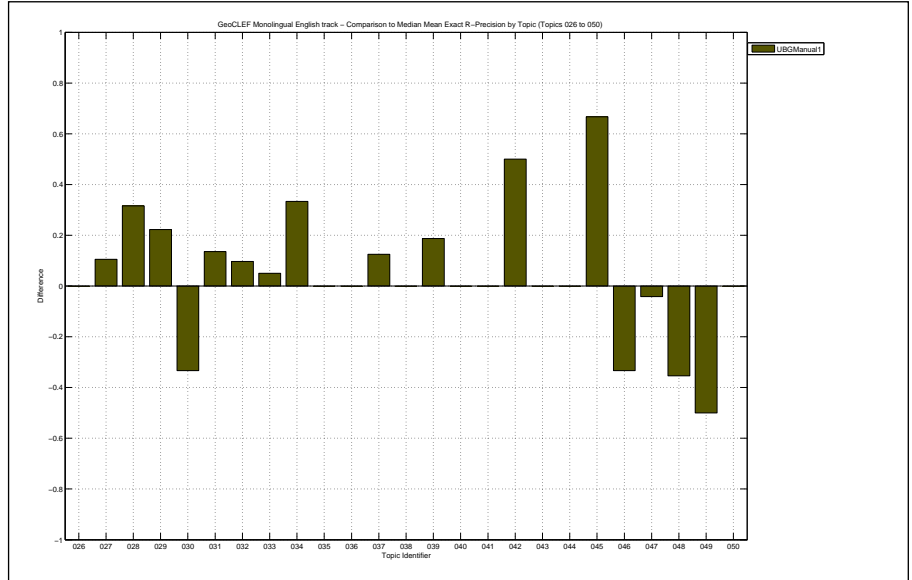
Docs Cutoff Levels	Precision at DCL (%)
5 docs	26.40
10 docs	22.80
15 docs	21.60
20 docs	19.20
30 docs	16.53
100 docs	7.68
200 docs	4.90
500 docs	2.30
1000 docs	1.25
R-Precision (precision after R document retrieved, where R = Relevant retrieved)	
	24.73



Exact R-Precision	
Maximum	0.8387
Minimum	0.0000
First Quartile	0.0000
Second Quartile	0.1875
Third Quartile	0.3787
Interquartile range	0.3787
Mean	0.2473
Standard Deviation	0.2396
Lower Outlier Threshold	0.0000
Upper Outlier Threshold	0.8387
Mean With No Outliers	0.2473
Std With No Outliers	0.2396



Precision averages (%) for individual queries			
Topic 026	11.11	Topic 039	37.50
Topic 027	15.79	Topic 040	21.43
Topic 028	42.11	Topic 041	0.00
Topic 029	33.33	Topic 042	50.00
Topic 030	33.33	Topic 043	0.00
Topic 031	38.98	Topic 044	15.79
Topic 032	83.87	Topic 045	66.67
Topic 033	5.00	Topic 046	33.33
Topic 034	66.67	Topic 047	0.00
Topic 035	0.00	Topic 048	31.25
Topic 036	0.00	Topic 049	0.00
Topic 037	18.75	Topic 050	13.33
Topic 038	0.00		



Overall statistics for 25 queries :	
Total number of documents over all queries	
Retrieved	25,000
Relevant	378
Relevant retrieved	265
Geometric Mean Average Precision	0.0402
Binary Preference (BPREF)	0.1589

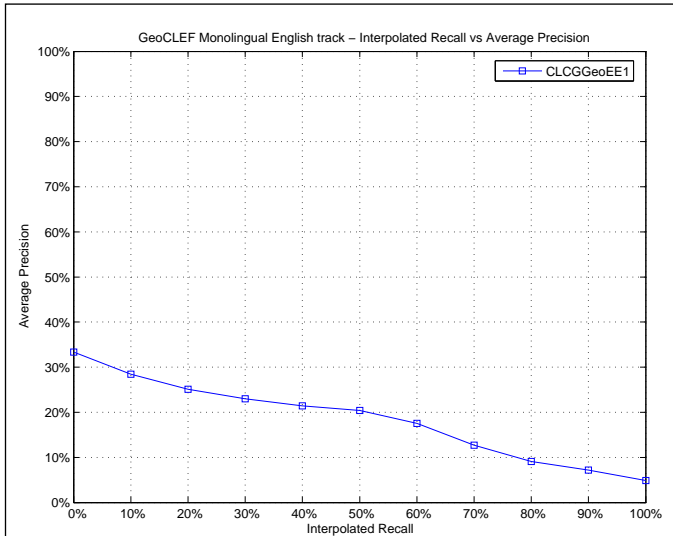
Priority	1
Query Construction	AUTOMATIC
Source Language	English
Topic Fields	title, description
Pooled	true

uploaded by N. Ferro

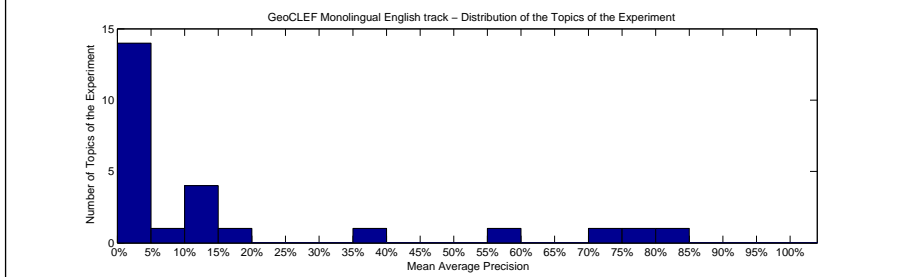
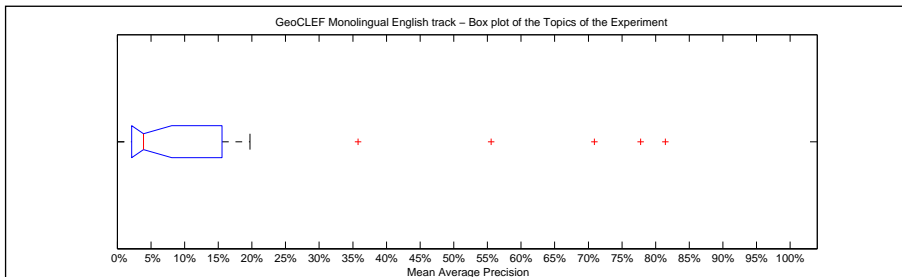
Interploated Recall (%)	Precision Averages (%)
0	33.37
10	28.45
20	25.08
30	22.99
40	21.40
50	20.37
60	17.52
70	12.73
80	9.08
90	7.21
100	4.88

Average precision (non-interpolated) for all relevant documents (averaged over queries)

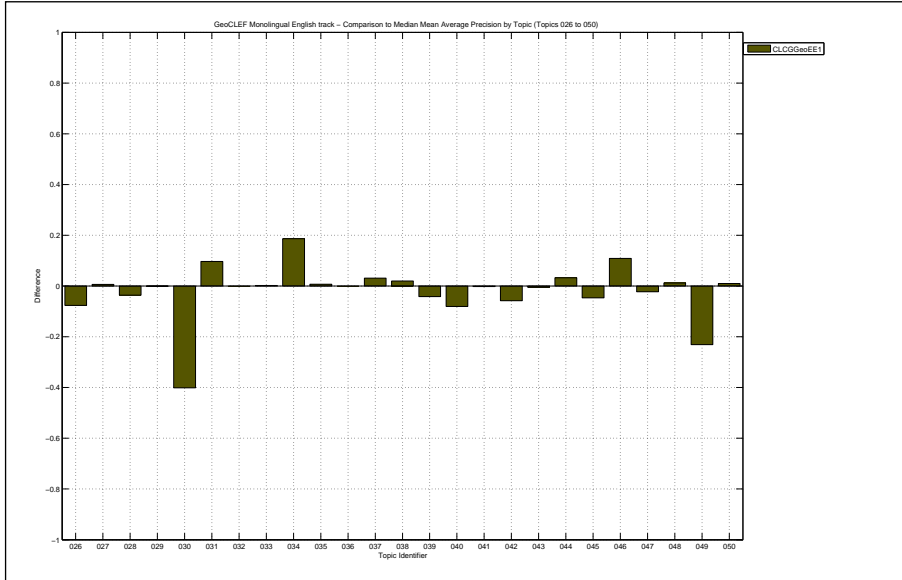
17.30



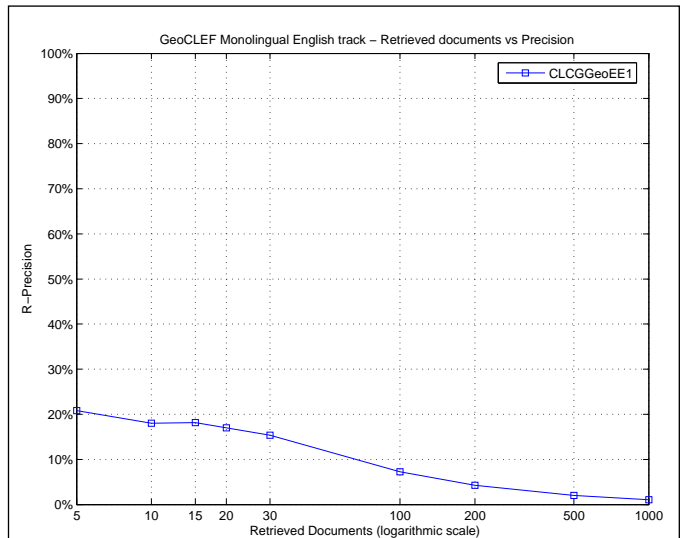
Mean Average Precision	
Maximum	0.8145
Minimum	0.0000
First Quartile	0.0213
Second Quartile	0.0389
Third Quartile	0.1558
Interquartile range	0.1345
Mean	0.1730
Standard Deviation	0.2568
Lower Outlier Threshold	0.0000
Upper Outlier Threshold	0.1971
Mean With No Outliers	0.0556
Std With No Outliers	0.0572



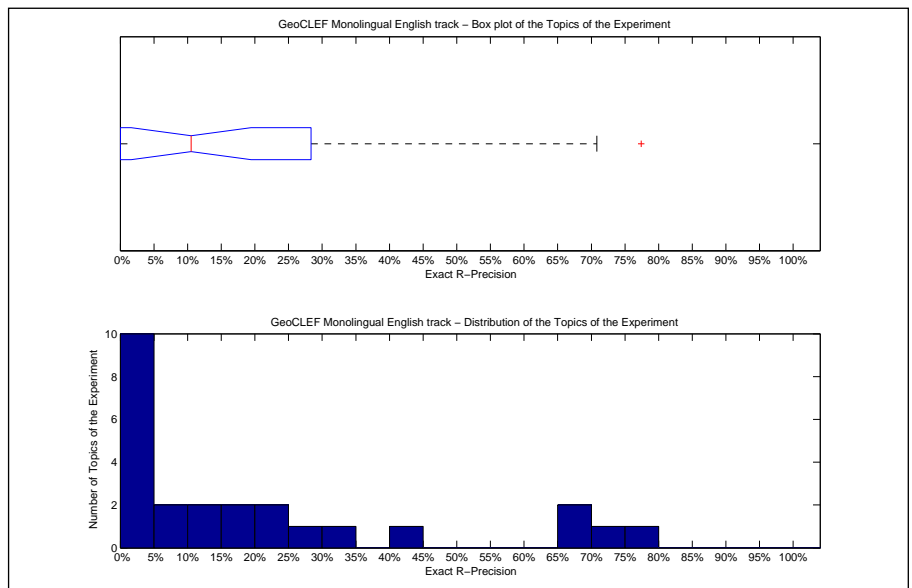
Precision averages (%) for individual queries			
Topic 026	2.34	Topic 039	7.02
Topic 027	3.35	Topic 040	13.72
Topic 028	1.48	Topic 041	0.05
Topic 029	10.41	Topic 042	3.89
Topic 030	19.71	Topic 043	0.31
Topic 031	35.79	Topic 044	13.93
Topic 032	81.45	Topic 045	3.54
Topic 033	0.59	Topic 046	77.78
Topic 034	55.56	Topic 047	1.40
Topic 035	3.48	Topic 048	70.91
Topic 036	0.00	Topic 049	3.57
Topic 037	4.92	Topic 050	14.20
Topic 038	3.23		



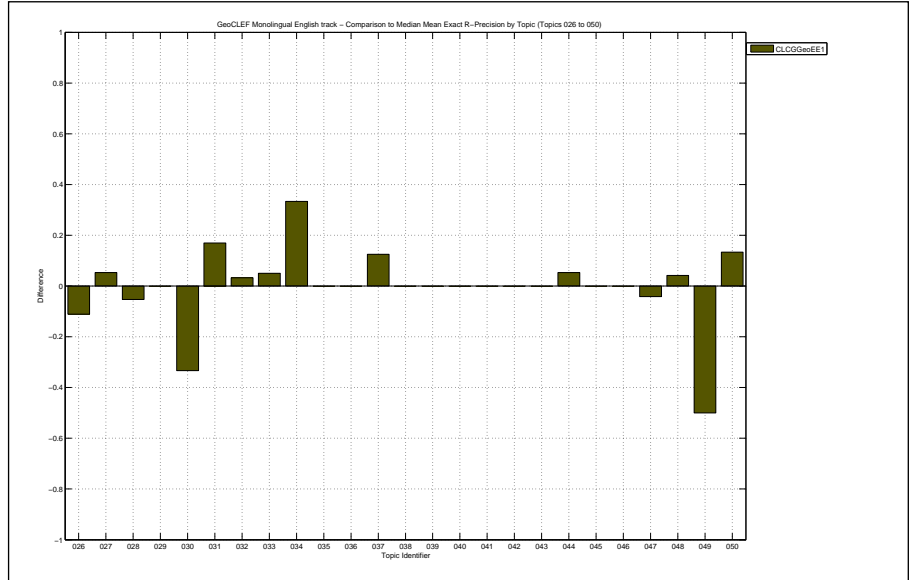
Docs Cutoff Levels	Precision at DCL (%)
5 docs	20.80
10 docs	18.00
15 docs	18.13
20 docs	17.00
30 docs	15.33
100 docs	7.28
200 docs	4.28
500 docs	1.99
1000 docs	1.06
R-Precision (precision after R document retrieved, where R = Relevant retrieved)	
	19.83



Exact R-Precision	
Maximum	0.7742
Minimum	0.0000
First Quartile	0.0000
Second Quartile	0.1053
Third Quartile	0.2833
Interquartile range	0.2833
Mean	0.1983
Standard Deviation	0.2548
Lower Outlier Threshold	0.0000
Upper Outlier Threshold	0.7083
Mean With No Outliers	0.1743
Std With No Outliers	0.2296



Precision averages (%) for individual queries			
Topic 026	0.00	Topic 039	18.75
Topic 027	10.53	Topic 040	21.43
Topic 028	5.26	Topic 041	0.00
Topic 029	11.11	Topic 042	0.00
Topic 030	33.33	Topic 043	0.00
Topic 031	42.37	Topic 044	21.05
Topic 032	77.42	Topic 045	0.00
Topic 033	5.00	Topic 046	66.67
Topic 034	66.67	Topic 047	0.00
Topic 035	0.00	Topic 048	70.83
Topic 036	0.00	Topic 049	0.00
Topic 037	18.75	Topic 050	26.67
Topic 038	0.00		



Overall statistics for 25 queries :	
Total number of documents over all queries	
Retrieved	25,000
Relevant	378
Relevant retrieved	278
Geometric Mean Average Precision	0.0400
Binary Preference (BPREF)	0.1821

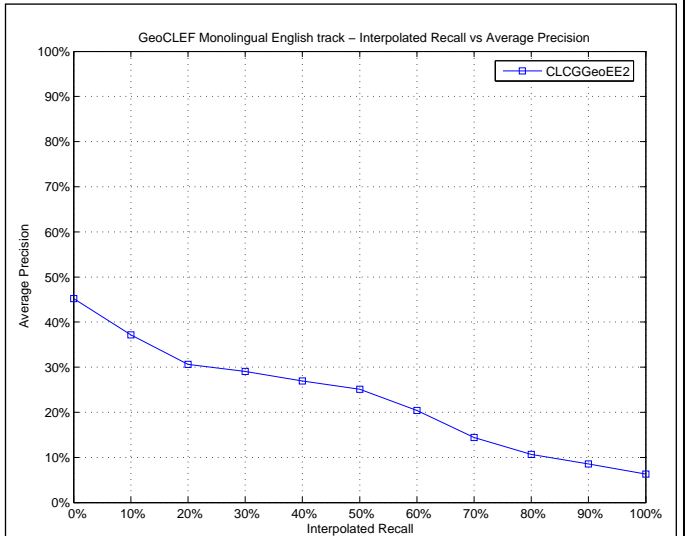
Priority	2
Query Construction	AUTOMATIC
Source Language	English
Topic Fields	title, description, narrative
Pooled	true

uploaded by N. Ferro

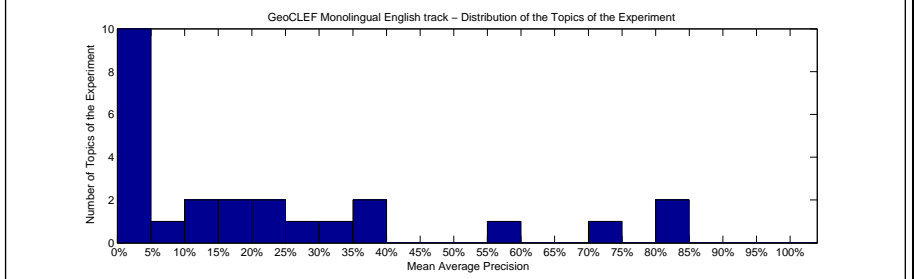
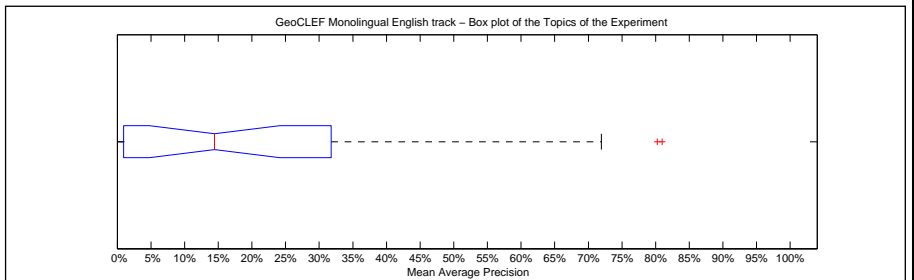
Interploated Recall (%)	Precision Averages (%)
0	45.21
10	37.14
20	30.61
30	29.02
40	26.95
50	25.08
60	20.40
70	14.43
80	10.66
90	8.52
100	6.31

Average precision (non-interpolated) for all relevant documents (averaged over queries)

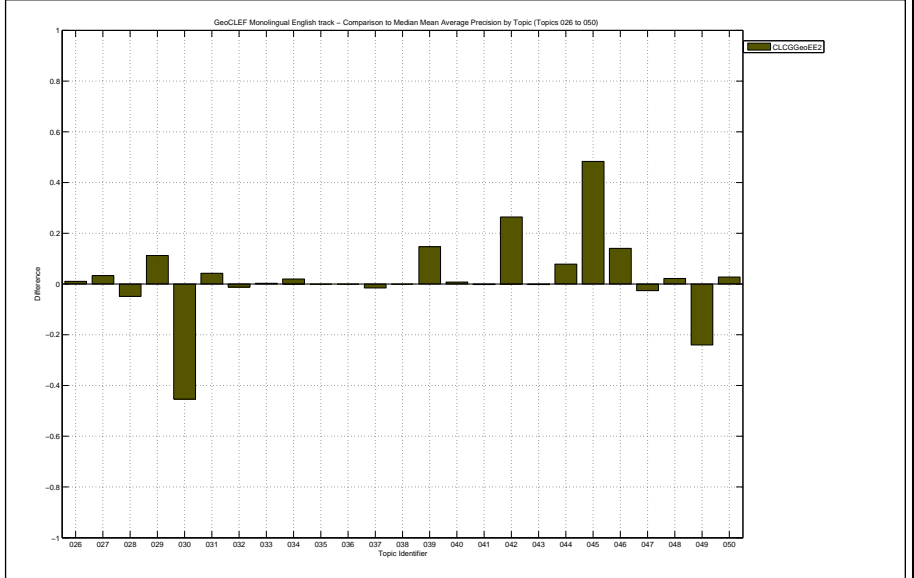
21.63



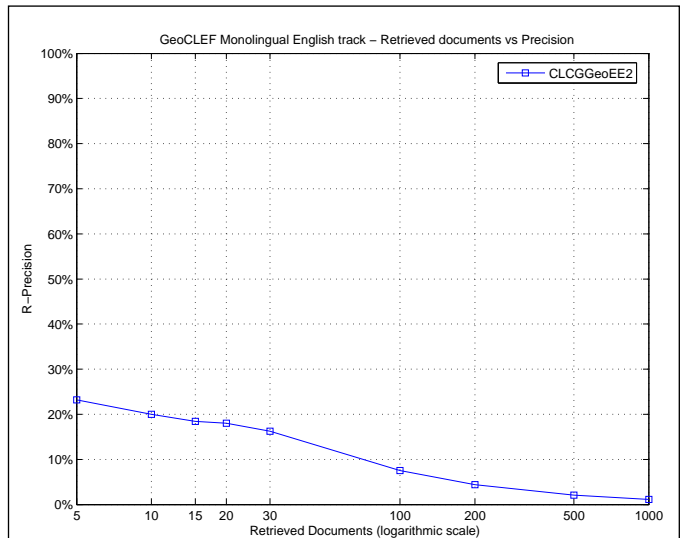
Mean Average Precision	
Maximum	0.8095
Minimum	0.0000
First Quartile	0.0093
Second Quartile	0.1446
Third Quartile	0.3180
Interquartile range	0.3087
Mean	0.2163
Standard Deviation	0.2586
Lower Outlier Threshold	0.0000
Upper Outlier Threshold	0.7194
Mean With No Outliers	0.1650
Std With No Outliers	0.1964



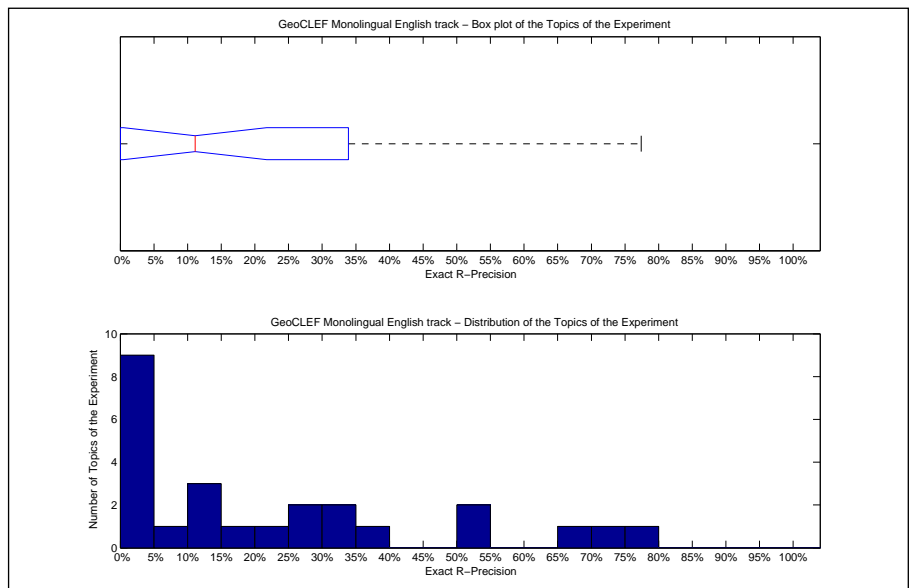
Precision averages (%) for individual queries			
Topic 026	11.00	Topic 039	25.92
Topic 027	6.04	Topic 040	22.52
Topic 028	0.24	Topic 041	0.00
Topic 029	21.67	Topic 042	36.11
Topic 030	14.46	Topic 043	0.60
Topic 031	30.37	Topic 044	18.53
Topic 032	80.25	Topic 045	56.57
Topic 033	0.64	Topic 046	80.95
Topic 034	38.89	Topic 047	1.03
Topic 035	2.74	Topic 048	71.94
Topic 036	0.00	Topic 049	2.63
Topic 037	0.31	Topic 050	16.00
Topic 038	1.32		



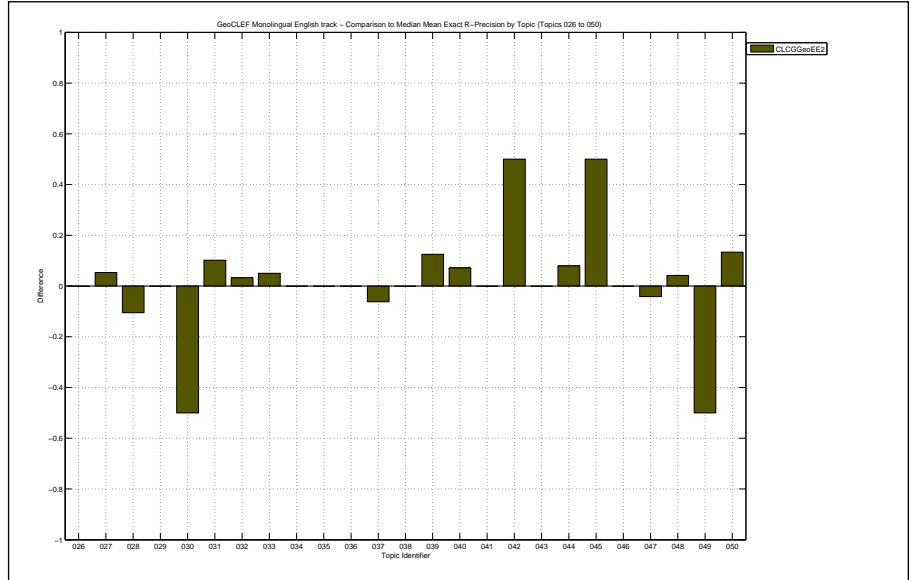
Docs Cutoff Levels	Precision at DCL (%)
5 docs	23.20
10 docs	20.00
15 docs	18.40
20 docs	18.00
30 docs	16.27
100 docs	7.52
200 docs	4.42
500 docs	2.10
1000 docs	1.11
R-Precision (precision after R document retrieved, where R = Relevant retrieved)	
	21.94



Exact R-Precision	
Maximum	0.7742
Minimum	0.0000
First Quartile	0.0000
Second Quartile	0.1111
Third Quartile	0.3390
Interquartile range	0.3390
Mean	0.2194
Standard Deviation	0.2460
Lower Outlier Threshold	0.0000
Upper Outlier Threshold	0.7742
Mean With No Outliers	0.2194
Std With No Outliers	0.2460



Precision averages (%) for individual queries			
Topic 026	11.11	Topic 039	31.25
Topic 027	10.53	Topic 040	28.57
Topic 028	0.00	Topic 041	0.00
Topic 029	11.11	Topic 042	50.00
Topic 030	16.67	Topic 043	0.00
Topic 031	35.59	Topic 044	23.68
Topic 032	77.42	Topic 045	50.00
Topic 033	5.00	Topic 046	66.67
Topic 034	33.33	Topic 047	0.00
Topic 035	0.00	Topic 048	70.83
Topic 036	0.00	Topic 049	0.00
Topic 037	0.00	Topic 050	26.67
Topic 038	0.00		



Overall statistics for 25 queries :	
Total number of documents over all queries	
Retrieved	25,000
Relevant	378
Relevant retrieved	257
Geometric Mean Average Precision	0.0287
Binary Preference (BPREF)	0.1672

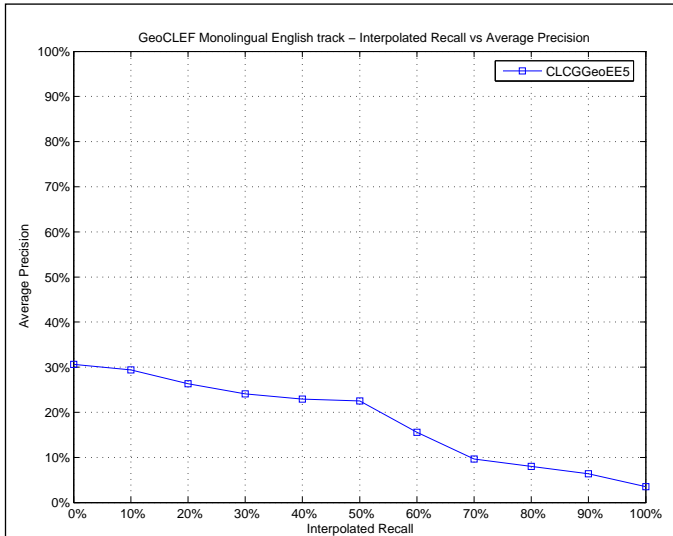
Priority	5
Query Construction	AUTOMATIC
Source Language	English
Topic Fields	title, description
Pooled	false

uploaded by N. Ferro

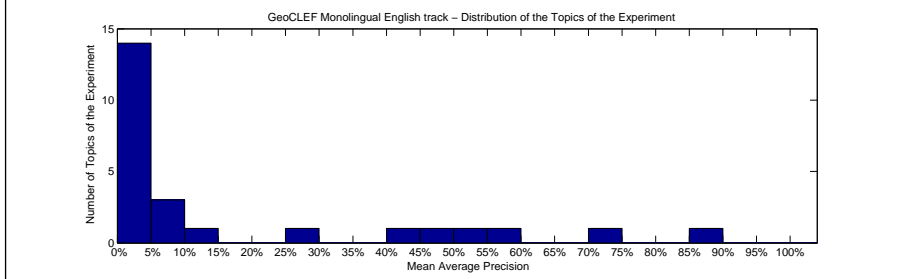
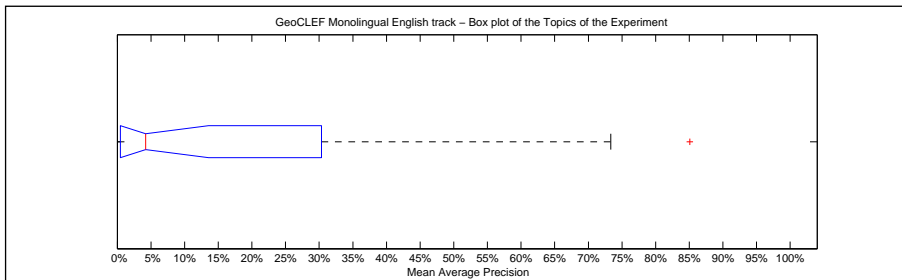
Interploated Recall (%)	Precision Averages (%)
0	30.63
10	29.43
20	26.34
30	24.06
40	22.95
50	22.52
60	15.57
70	9.64
80	8.02
90	6.35
100	3.50

Average precision (non-interpolated) for all relevant documents (averaged over queries)

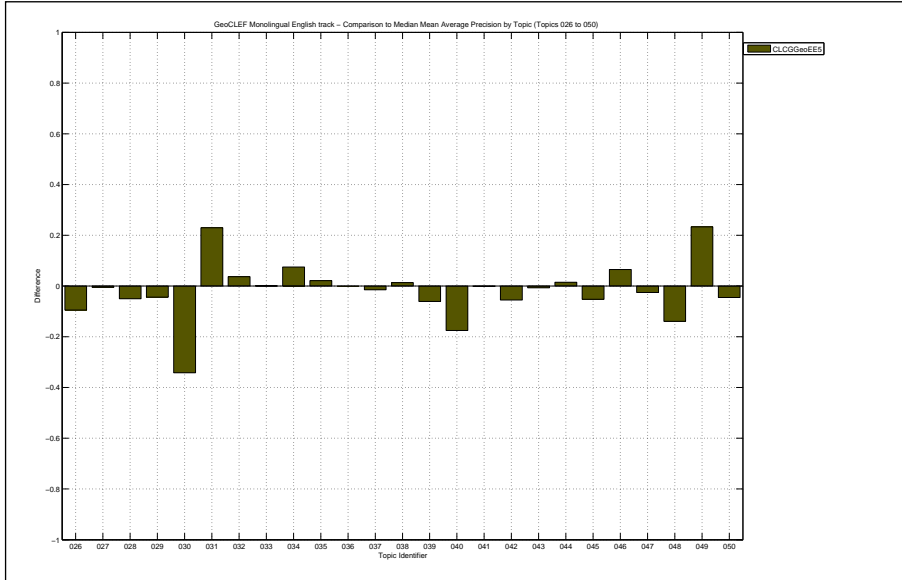
17.57



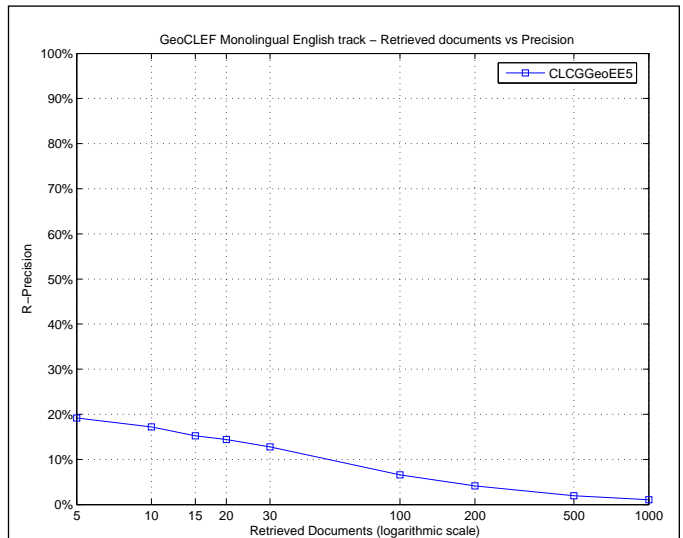
Mean Average Precision	
Maximum	0.8510
Minimum	0.0000
First Quartile	0.0047
Second Quartile	0.0420
Third Quartile	0.3036
Interquartile range	0.2989
Mean	0.1757
Standard Deviation	0.2576
Lower Outlier Threshold	0.0000
Upper Outlier Threshold	0.7333
Mean With No Outliers	0.1476
Std With No Outliers	0.2205



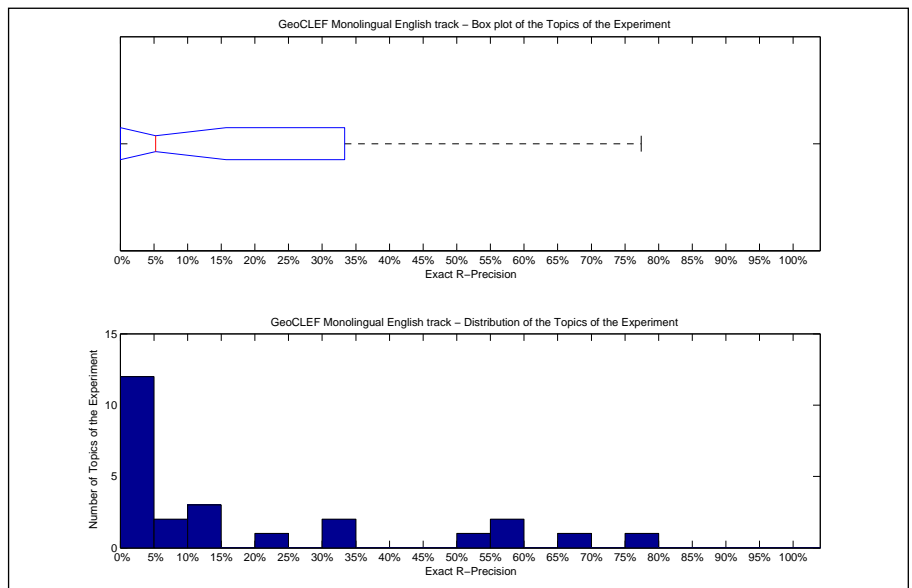
Precision averages (%) for individual queries			
Topic 026	0.49	Topic 039	5.10
Topic 027	2.23	Topic 040	4.20
Topic 028	0.09	Topic 041	0.10
Topic 029	6.07	Topic 042	4.19
Topic 030	25.67	Topic 043	0.09
Topic 031	49.10	Topic 044	12.20
Topic 032	85.10	Topic 045	3.03
Topic 033	0.40	Topic 046	73.33
Topic 034	44.44	Topic 047	1.06
Topic 035	4.86	Topic 048	55.83
Topic 036	0.00	Topic 049	50.00
Topic 037	0.35	Topic 050	8.75
Topic 038	2.63		



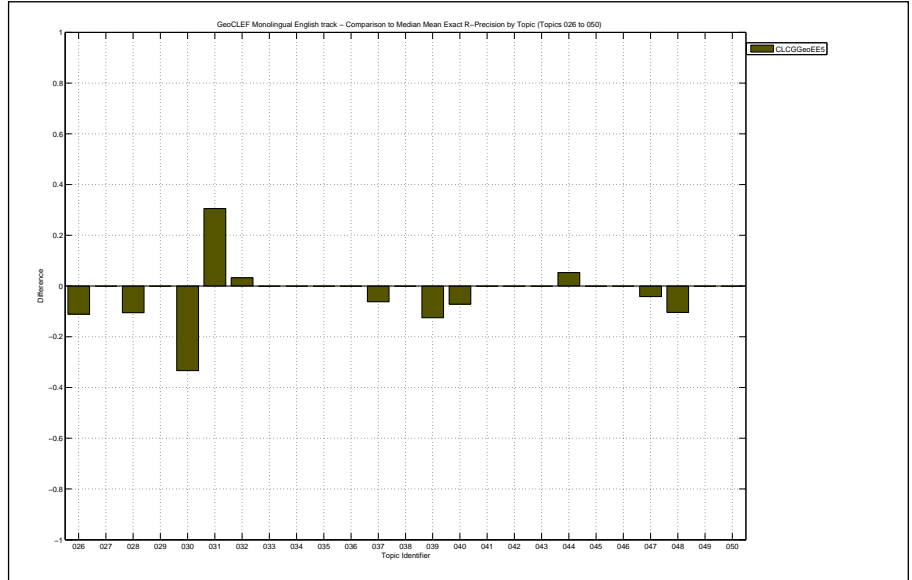
Docs Cutoff Levels	Precision at DCL (%)
5 docs	19.20
10 docs	17.20
15 docs	15.20
20 docs	14.40
30 docs	12.80
100 docs	6.60
200 docs	4.10
500 docs	1.91
1000 docs	1.03
R-Precision (precision after R document retrieved, where R = Relevant retrieved)	
	17.77



Exact R-Precision	
Maximum	0.7742
Minimum	0.0000
First Quartile	0.0000
Second Quartile	0.0526
Third Quartile	0.3333
Interquartile range	0.3333
Mean	0.1777
Standard Deviation	0.2464
Lower Outlier Threshold	0.0000
Upper Outlier Threshold	0.7742
Mean With No Outliers	0.1777
Std With No Outliers	0.2464



Precision averages (%) for individual queries			
Topic 026	0.00	Topic 039	6.25
Topic 027	5.26	Topic 040	14.29
Topic 028	0.00	Topic 041	0.00
Topic 029	11.11	Topic 042	0.00
Topic 030	33.33	Topic 043	0.00
Topic 031	55.93	Topic 044	21.05
Topic 032	77.42	Topic 045	0.00
Topic 033	0.00	Topic 046	66.67
Topic 034	33.33	Topic 047	0.00
Topic 035	0.00	Topic 048	56.25
Topic 036	0.00	Topic 049	50.00
Topic 037	0.00	Topic 050	13.33
Topic 038	0.00		





Overall statistics for 25 queries :

Total number of documents over all queries	
Retrieved	25,000
Relevant	378
Relevant retrieved	257
Geometric Mean Average Precision	0.0229
Binary Preference (BPREF)	0.1481

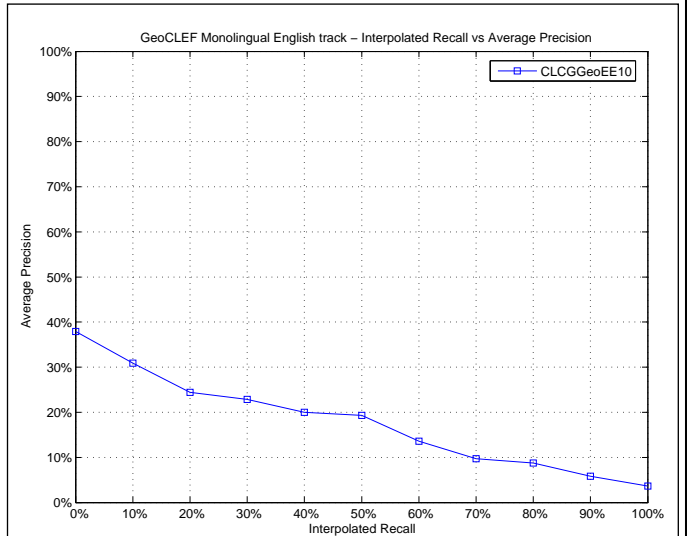
Priority	3
Query Construction	AUTOMATIC
Source Language	English
Topic Fields	title, description, narrative
Pooled	false

geographic query expansion - uploaded by N. Ferro

Interploated Recall (%)	Precision Averages (%)
0	37.92
10	30.89
20	24.40
30	22.87
40	19.97
50	19.34
60	13.56
70	9.70
80	8.75
90	5.83
100	3.62

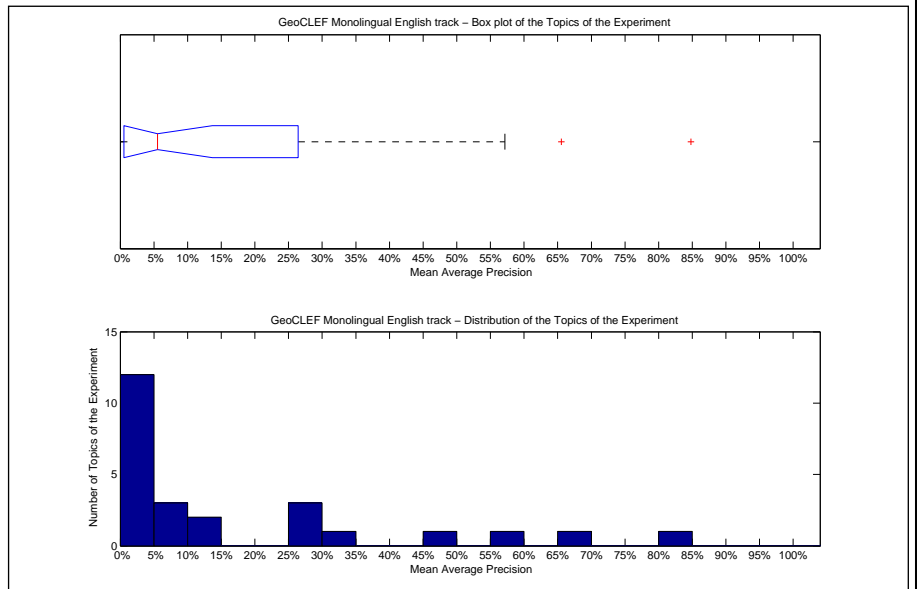
Average precision (non-interpolated) for all relevant documents (averaged over queries)

16.90



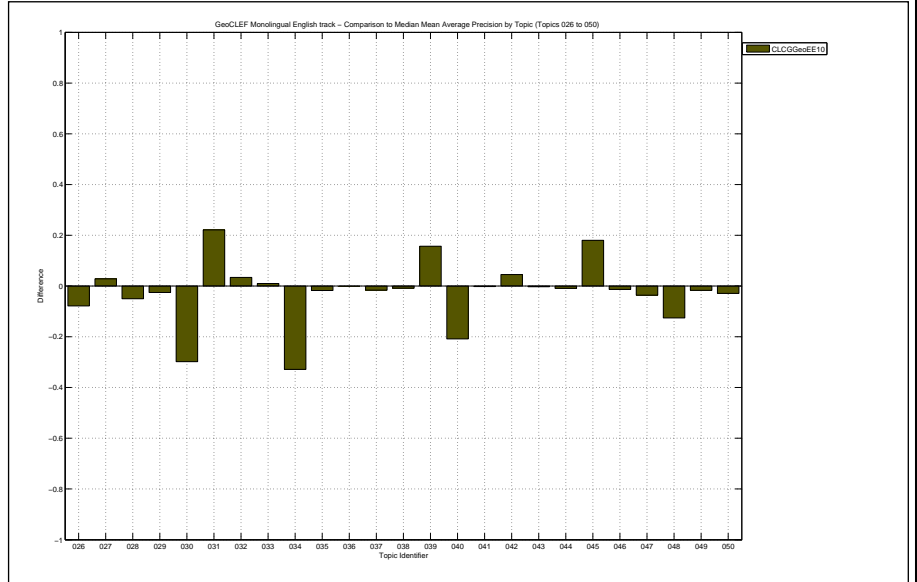
Mean Average Precision

Maximum	0.8481
Minimum	0.0000
First Quartile	0.0053
Second Quartile	0.0555
Third Quartile	0.2643
Interquartile range	0.2590
Mean	0.1690
Standard Deviation	0.2363
Lower Outlier Threshold	0.0000
Upper Outlier Threshold	0.5717
Mean With No Outliers	0.1183
Std With No Outliers	0.1628

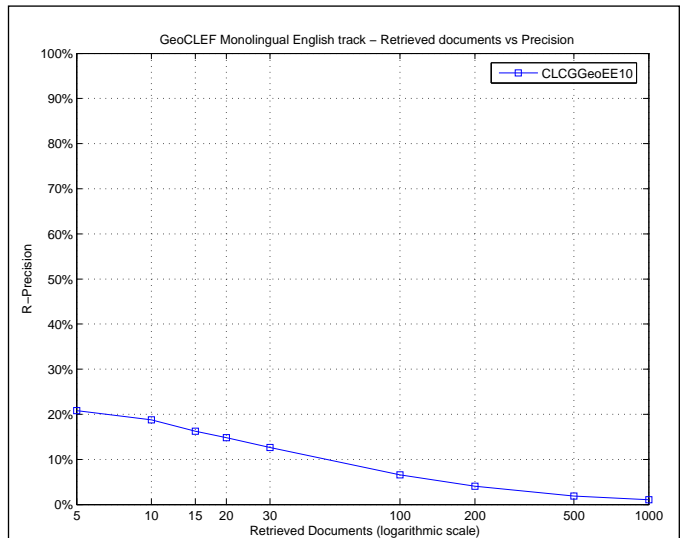


Precision averages (%) for individual queries

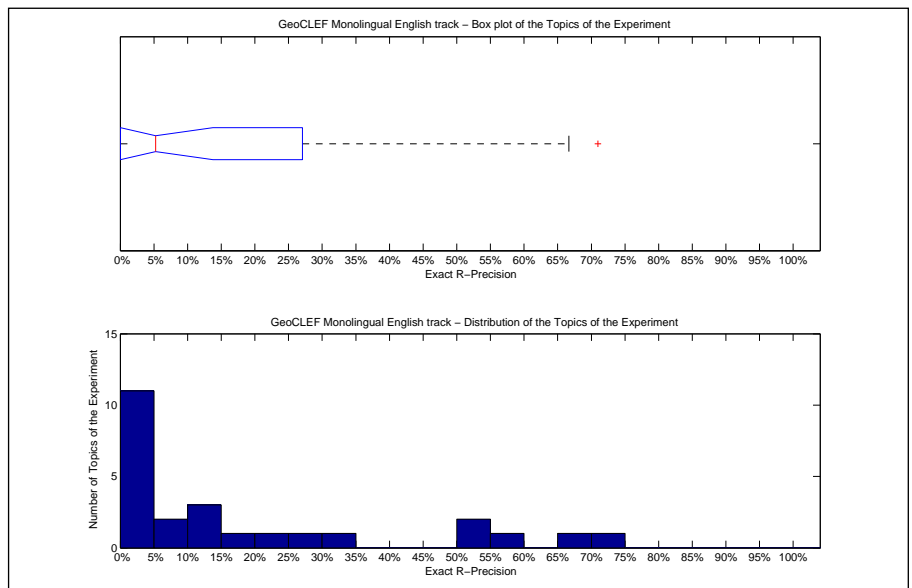
Topic 026	2.11	Topic 039	26.91
Topic 027	5.55	Topic 040	0.91
Topic 028	0.06	Topic 041	0.00
Topic 029	7.90	Topic 042	14.25
Topic 030	30.02	Topic 043	0.56
Topic 031	48.20	Topic 044	9.79
Topic 032	84.81	Topic 045	26.27
Topic 033	1.35	Topic 046	65.56
Topic 034	4.11	Topic 047	0.05
Topic 035	1.02	Topic 048	57.17
Topic 036	0.00	Topic 049	25.00
Topic 037	0.23	Topic 050	10.32
Topic 038	0.41		



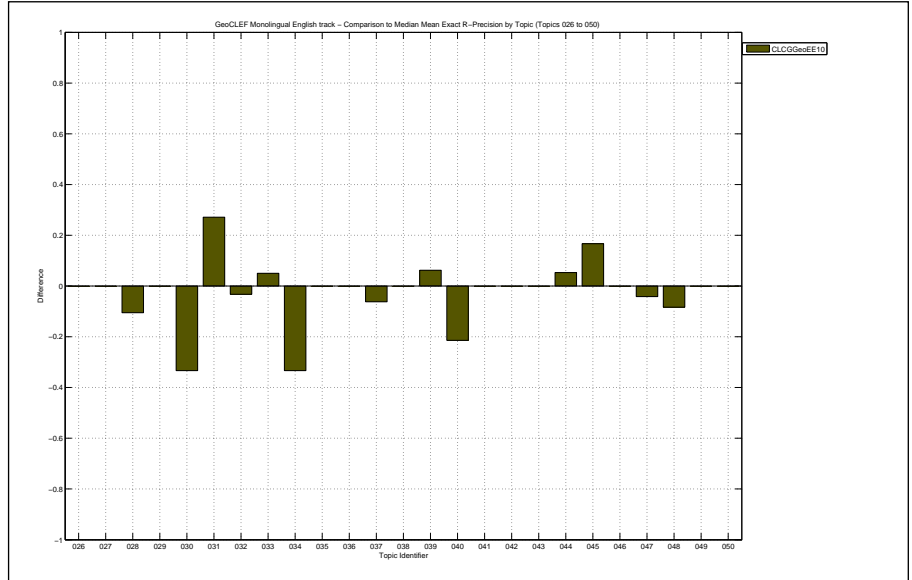
Docs Cutoff Levels	Precision at DCL (%)
5 docs	20.80
10 docs	18.80
15 docs	16.27
20 docs	14.80
30 docs	12.67
100 docs	6.56
200 docs	4.02
500 docs	1.90
1000 docs	1.03
R-Precision (precision after R document retrieved, where R = Relevant retrieved)	
	17.62



Exact R-Precision	
Maximum	0.7097
Minimum	0.0000
First Quartile	0.0000
Second Quartile	0.0526
Third Quartile	0.2708
Interquartile range	0.2708
Mean	0.1762
Standard Deviation	0.2356
Lower Outlier Threshold	0.0000
Upper Outlier Threshold	0.6667
Mean With No Outliers	0.1539
Std With No Outliers	0.2122



Precision averages (%) for individual queries			
Topic 026	11.11	Topic 039	25.00
Topic 027	5.26	Topic 040	0.00
Topic 028	0.00	Topic 041	0.00
Topic 029	11.11	Topic 042	0.00
Topic 030	33.33	Topic 043	0.00
Topic 031	52.54	Topic 044	21.05
Topic 032	70.97	Topic 045	16.67
Topic 033	5.00	Topic 046	66.67
Topic 034	0.00	Topic 047	0.00
Topic 035	0.00	Topic 048	58.33
Topic 036	0.00	Topic 049	50.00
Topic 037	0.00	Topic 050	13.33
Topic 038	0.00		



Overall statistics for 25 queries :

Total number of documents over all queries	
Retrieved	25,000
Relevant	378
Relevant retrieved	277
Geometric Mean Average Precision	0.0421
Binary Preference (BPREF)	0.1810

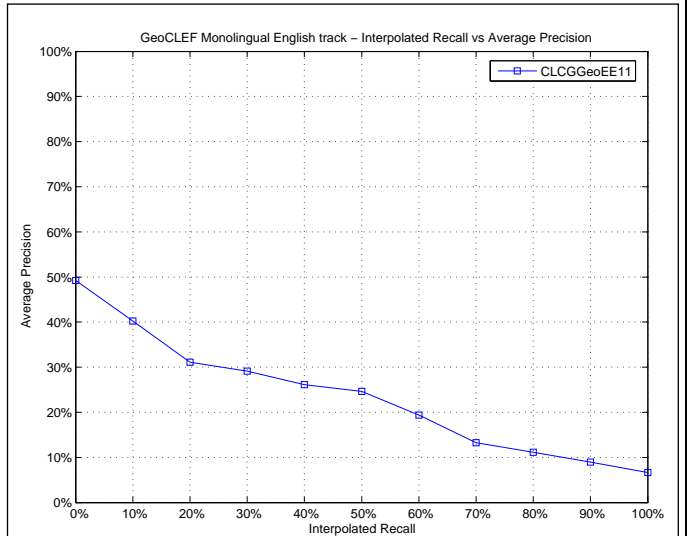
Priority	4
Query Construction	AUTOMATIC
Source Language	English
Topic Fields	title, description, narrative
Pooled	false

geographic query expansion - uploaded by N. Ferro

Interploated Recall (%)	Precision Averages (%)
0	49.21
10	40.24
20	31.10
30	29.11
40	26.13
50	24.61
60	19.37
70	13.28
80	11.12
90	8.97
100	6.63

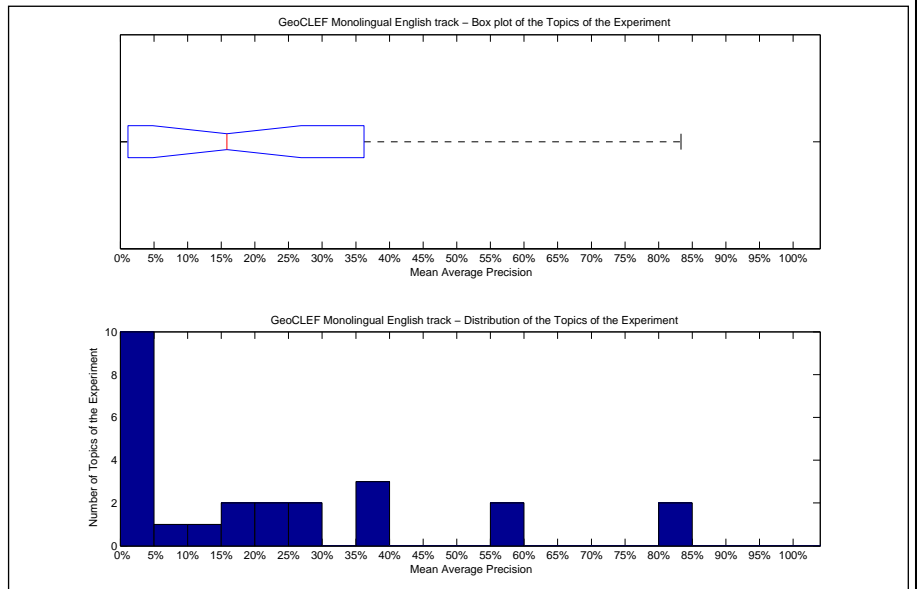
Average precision (non-interpolated) for all relevant documents (averaged over queries)

21.94



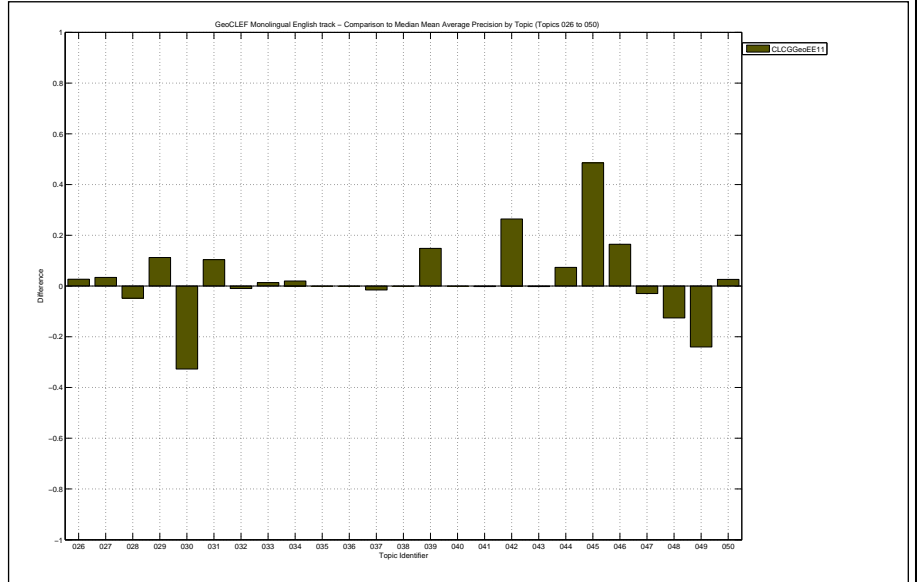
Mean Average Precision

Maximum	0.8333
Minimum	0.0000
First Quartile	0.0113
Second Quartile	0.1585
Third Quartile	0.3621
Interquartile range	0.3507
Mean	0.2194
Standard Deviation	0.2514
Lower Outlier Threshold	0.0000
Upper Outlier Threshold	0.8333
Mean With No Outliers	0.2194
Std With No Outliers	0.2514

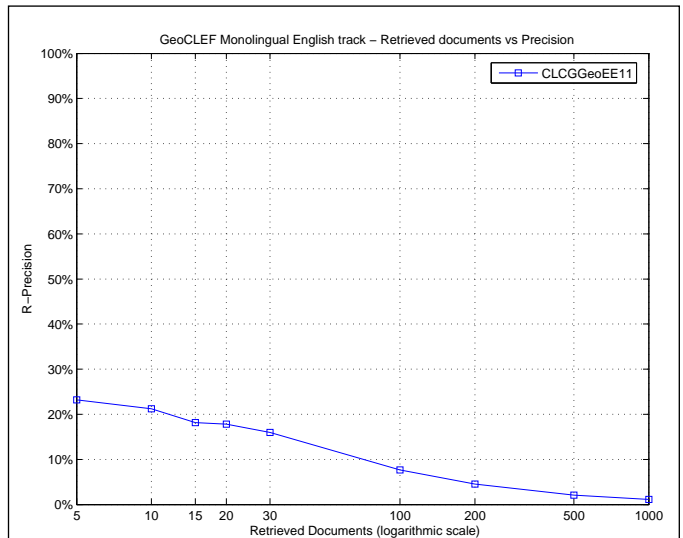


Precision averages (%) for individual queries

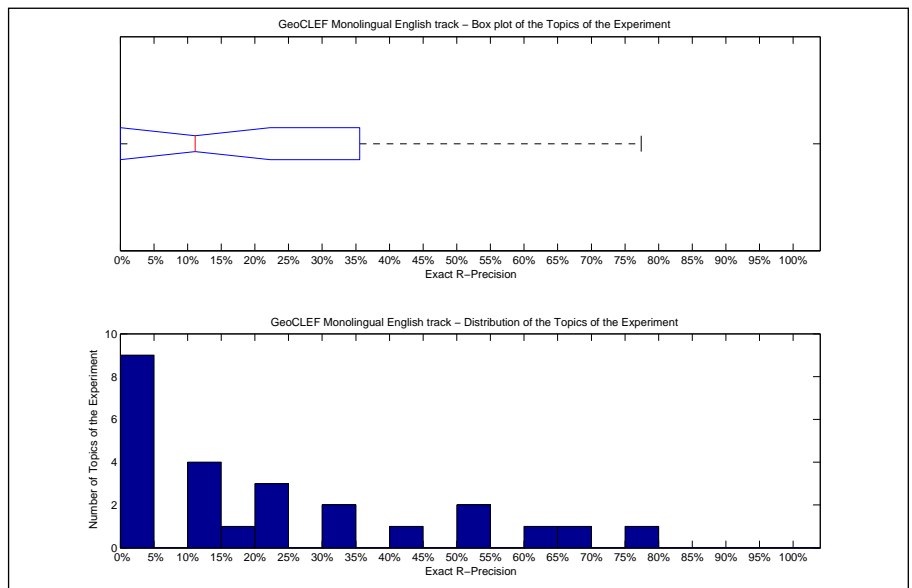
Topic 026	12.68	Topic 039	26.02
Topic 027	6.08	Topic 040	21.75
Topic 028	0.26	Topic 041	0.00
Topic 029	21.67	Topic 042	36.11
Topic 030	27.11	Topic 043	0.60
Topic 031	36.49	Topic 044	18.08
Topic 032	80.49	Topic 045	56.75
Topic 033	1.67	Topic 046	83.33
Topic 034	38.89	Topic 047	0.64
Topic 035	2.75	Topic 048	57.12
Topic 036	0.00	Topic 049	2.63
Topic 037	0.31	Topic 050	15.85
Topic 038	1.30		



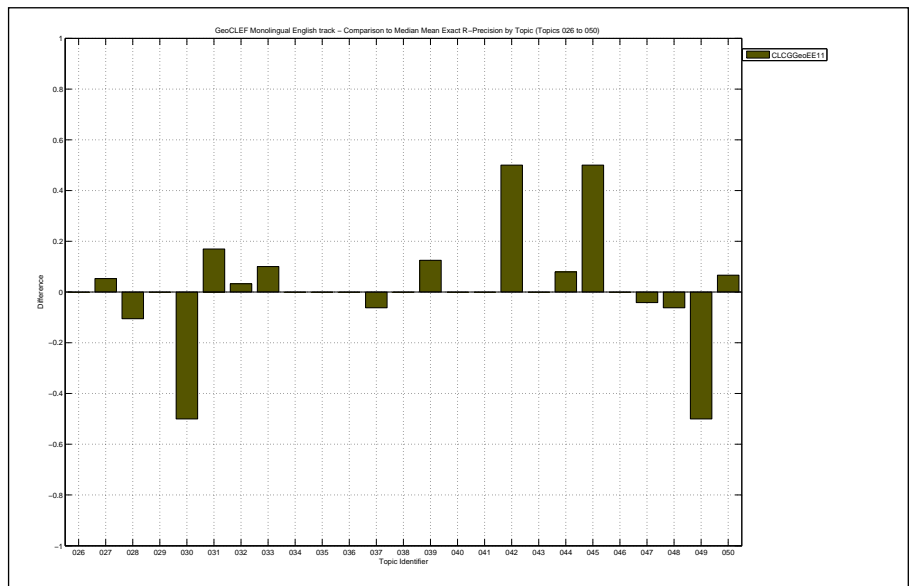
Docs Cutoff Levels	Precision at DCL (%)
5 docs	23.20
10 docs	21.20
15 docs	18.13
20 docs	17.80
30 docs	16.00
100 docs	7.68
200 docs	4.50
500 docs	2.07
1000 docs	1.11
R-Precision (precision after R document retrieved, where R = Relevant retrieved)	
	21.44



Exact R-Precision	
Maximum	0.7742
Minimum	0.0000
First Quartile	0.0000
Second Quartile	0.1111
Third Quartile	0.3559
Interquartile range	0.3559
Mean	0.2144
Standard Deviation	0.2384
Lower Outlier Threshold	0.0000
Upper Outlier Threshold	0.7742
Mean With No Outliers	0.2144
Std With No Outliers	0.2384



Precision averages (%) for individual queries			
Topic 026	11.11	Topic 039	31.25
Topic 027	10.53	Topic 040	21.43
Topic 028	0.00	Topic 041	0.00
Topic 029	11.11	Topic 042	50.00
Topic 030	16.67	Topic 043	0.00
Topic 031	42.37	Topic 044	23.68
Topic 032	77.42	Topic 045	50.00
Topic 033	10.00	Topic 046	66.67
Topic 034	33.33	Topic 047	0.00
Topic 035	0.00	Topic 048	60.42
Topic 036	0.00	Topic 049	0.00
Topic 037	0.00	Topic 050	20.00
Topic 038	0.00		



Overall statistics for 25 queries :

Total number of documents over all queries	
Retrieved	21,727
Relevant	378
Relevant retrieved	209
Geometric Mean Average Precision	0.0247
Binary Preference (BPREF)	0.1512

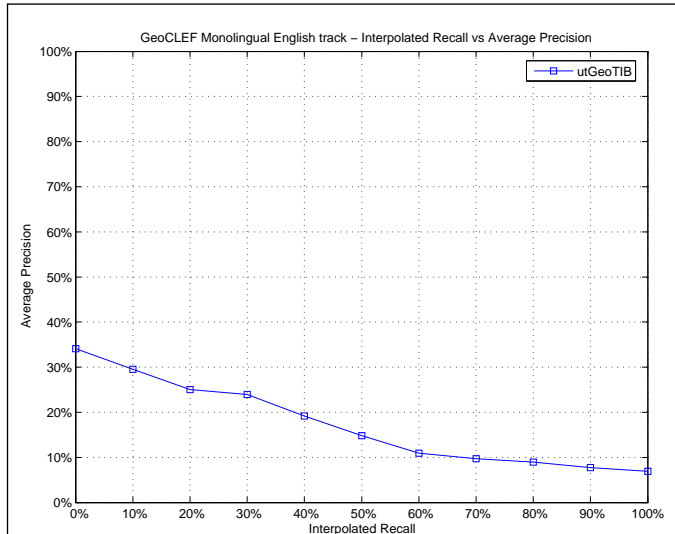
Priority	3
Query Construction	MANUAL
Source Language	English
Topic Fields	title
Pooled	true

Retrieval by content. Filtering by geographic location through boolean matching of query title locations and document locations.

Interploated Recall (%)	Precision Averages (%)
0	34.06
10	29.52
20	25.01
30	23.94
40	19.17
50	14.82
60	10.91
70	9.70
80	8.97
90	7.75
100	6.90

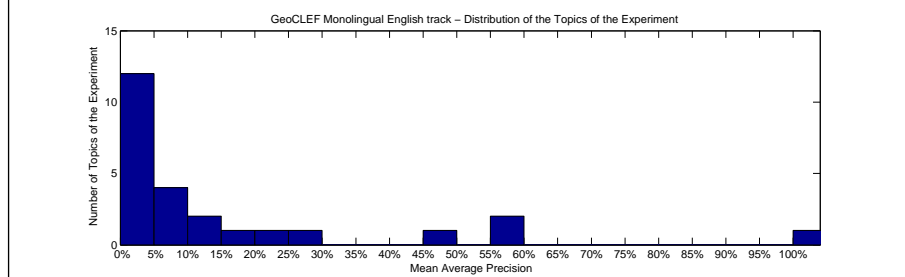
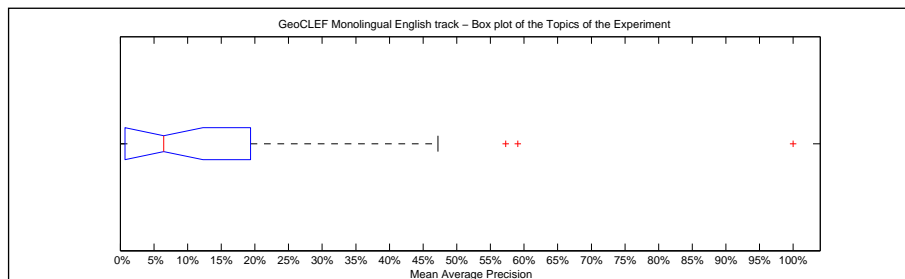
Average precision (non-interpolated) for all relevant documents (averaged over queries)

16.23



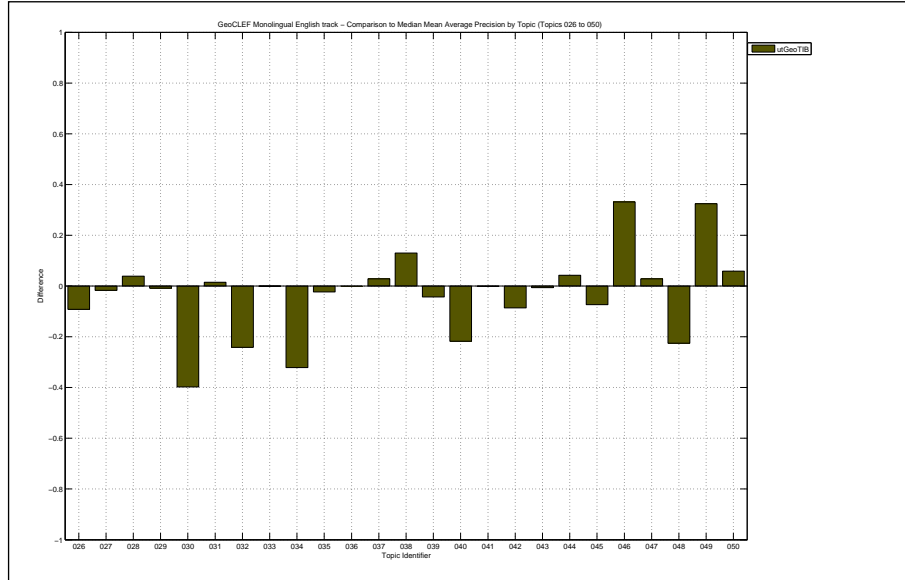
Mean Average Precision

Maximum	1.0000
Minimum	0.0000
First Quartile	0.0072
Second Quartile	0.0644
Third Quartile	0.1936
Interquartile range	0.1864
Mean	0.1623
Standard Deviation	0.2473
Lower Outlier Threshold	0.0000
Upper Outlier Threshold	0.4722
Mean With No Outliers	0.0861
Std With No Outliers	0.1168

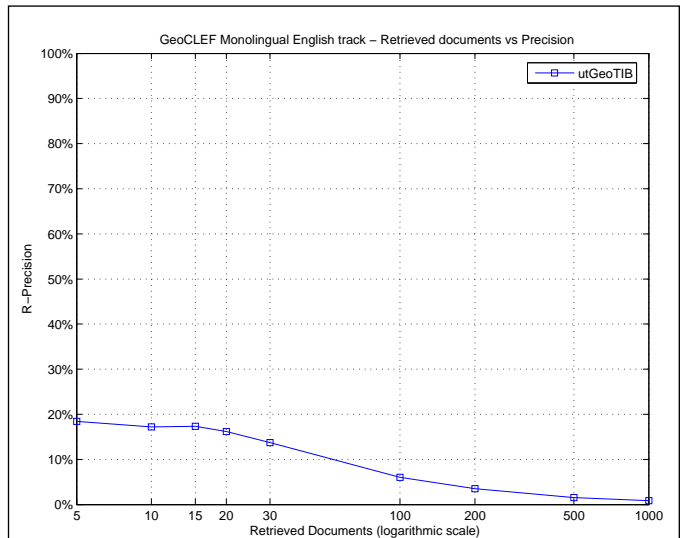


Precision averages (%) for individual queries

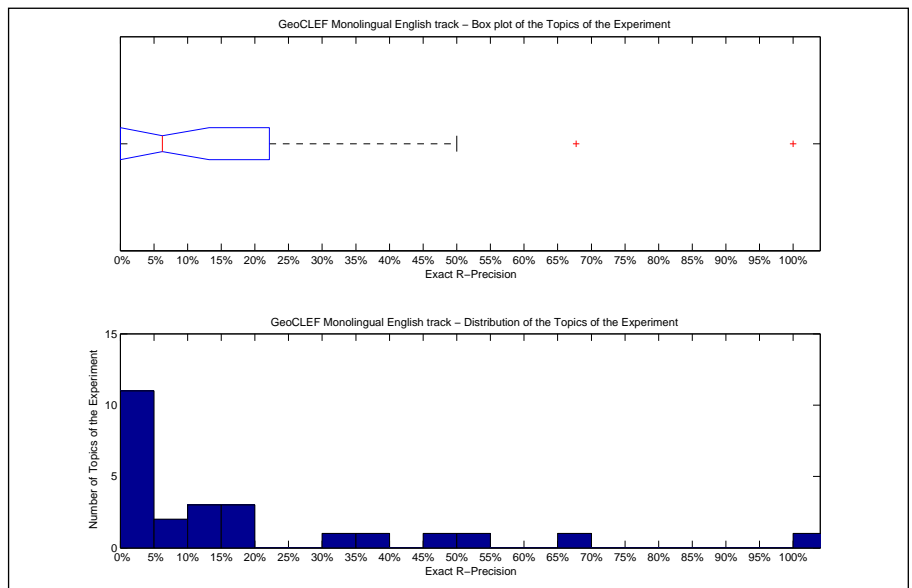
Topic 026	0.81	Topic 039	6.93
Topic 027	1.05	Topic 040	0.00
Topic 028	8.95	Topic 041	0.13
Topic 029	9.58	Topic 042	1.09
Topic 030	20.08	Topic 043	0.17
Topic 031	27.59	Topic 044	14.93
Topic 032	57.26	Topic 045	0.85
Topic 033	0.31	Topic 046	100.00
Topic 034	4.76	Topic 047	6.44
Topic 035	0.42	Topic 048	47.22
Topic 036	0.00	Topic 049	59.09
Topic 037	4.63	Topic 050	19.12
Topic 038	14.29		



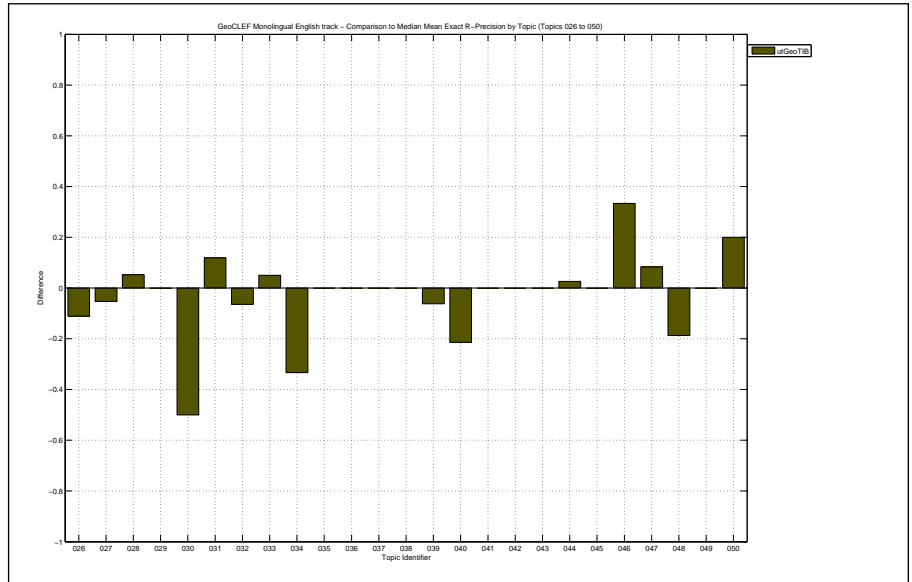
Docs Cutoff Levels	Precision at DCL (%)
5 docs	18.40
10 docs	17.20
15 docs	17.33
20 docs	16.20
30 docs	13.73
100 docs	6.00
200 docs	3.48
500 docs	1.54
1000 docs	0.84
R-Precision (precision after R document retrieved, where R = Relevant retrieved)	
	17.38



Exact R-Precision	
Maximum	1.0000
Minimum	0.0000
First Quartile	0.0000
Second Quartile	0.0625
Third Quartile	0.2215
Interquartile range	0.2215
Mean	0.1738
Standard Deviation	0.2558
Lower Outlier Threshold	0.0000
Upper Outlier Threshold	0.5000
Mean With No Outliers	0.1160
Std With No Outliers	0.1591



Precision averages (%) for individual queries			
Topic 026	0.00	Topic 039	12.50
Topic 027	0.00	Topic 040	0.00
Topic 028	15.79	Topic 041	0.00
Topic 029	11.11	Topic 042	0.00
Topic 030	16.67	Topic 043	0.00
Topic 031	37.29	Topic 044	18.42
Topic 032	67.74	Topic 045	0.00
Topic 033	5.00	Topic 046	100.00
Topic 034	0.00	Topic 047	12.50
Topic 035	0.00	Topic 048	47.92
Topic 036	0.00	Topic 049	50.00
Topic 037	6.25	Topic 050	33.33
Topic 038	0.00		



Overall statistics for 25 queries :

Total number of documents over all queries	
Retrieved	9,845
Relevant	378
Relevant retrieved	76
Geometric Mean Average Precision	0.0078
Binary Preference (BPREF)	0.0695

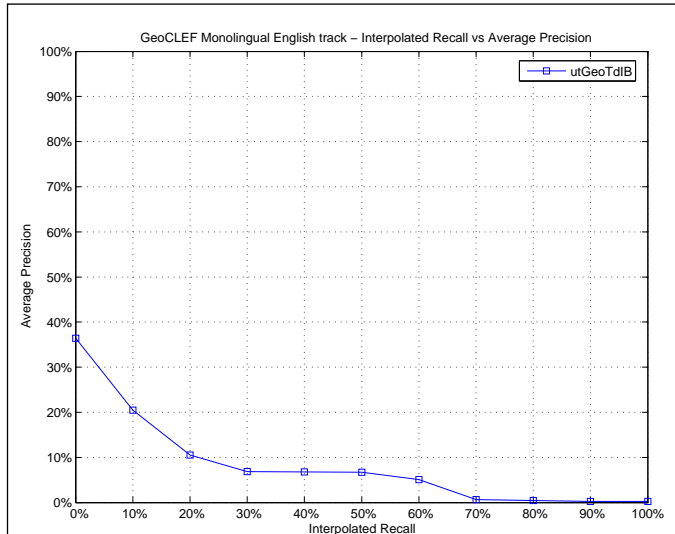
Priority	2
Query Construction	MANUAL
Source Language	English
Topic Fields	title, description
Pooled	true

Retrieval by content. Filtering by geographic location through boolean matching of query title locations and document locations.

Interploated Recall (%)	Precision Averages (%)
0	36.38
10	20.45
20	10.55
30	6.87
40	6.78
50	6.71
60	5.11
70	0.62
80	0.48
90	0.23
100	0.23

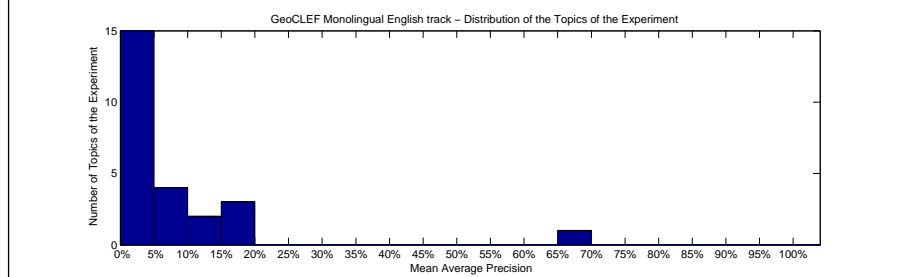
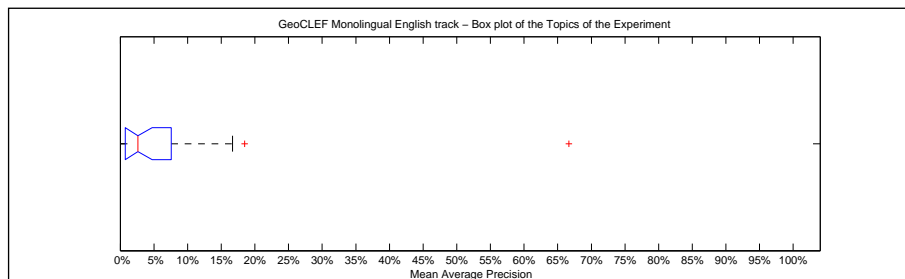
Average precision (non-interpolated) for all relevant documents (averaged over queries)

7.32



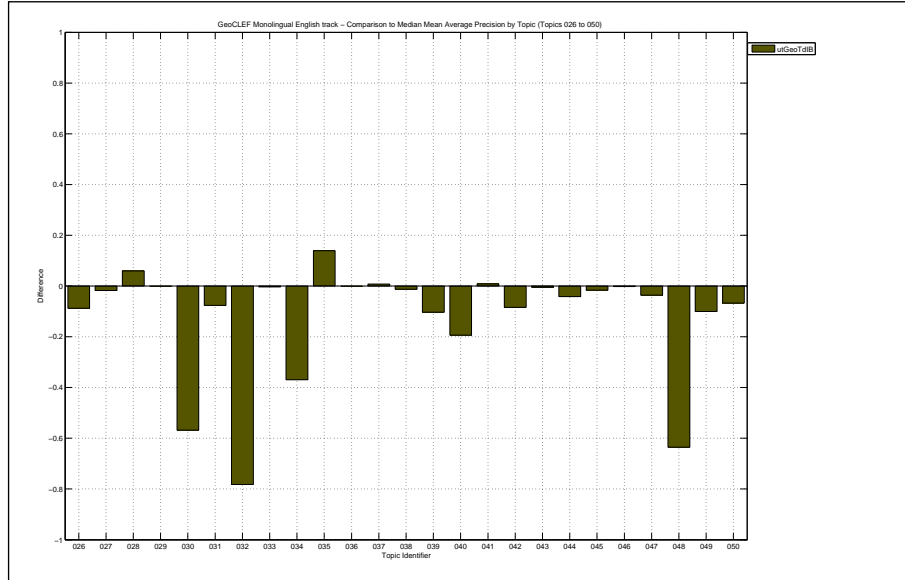
Mean Average Precision

Maximum	0.6667
Minimum	0.0000
First Quartile	0.0075
Second Quartile	0.0260
Third Quartile	0.0758
Interquartile range	0.0683
Mean	0.0732
Standard Deviation	0.1360
Lower Outlier Threshold	0.0000
Upper Outlier Threshold	0.1667
Mean With No Outliers	0.0425
Std With No Outliers	0.0512

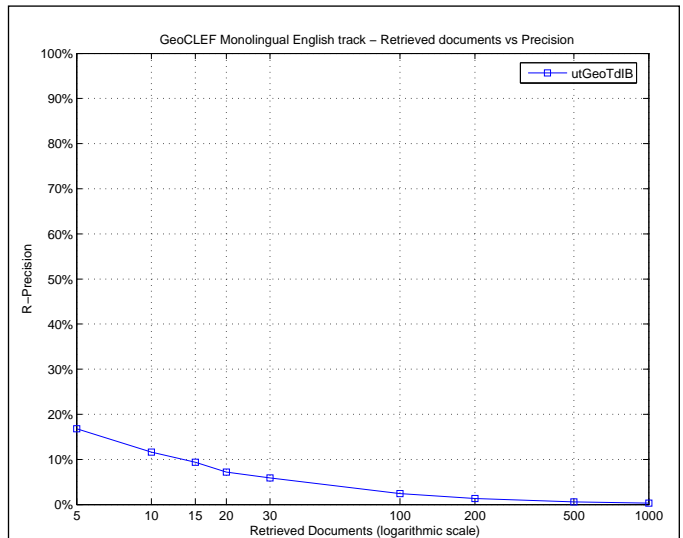


Precision averages (%) for individual queries

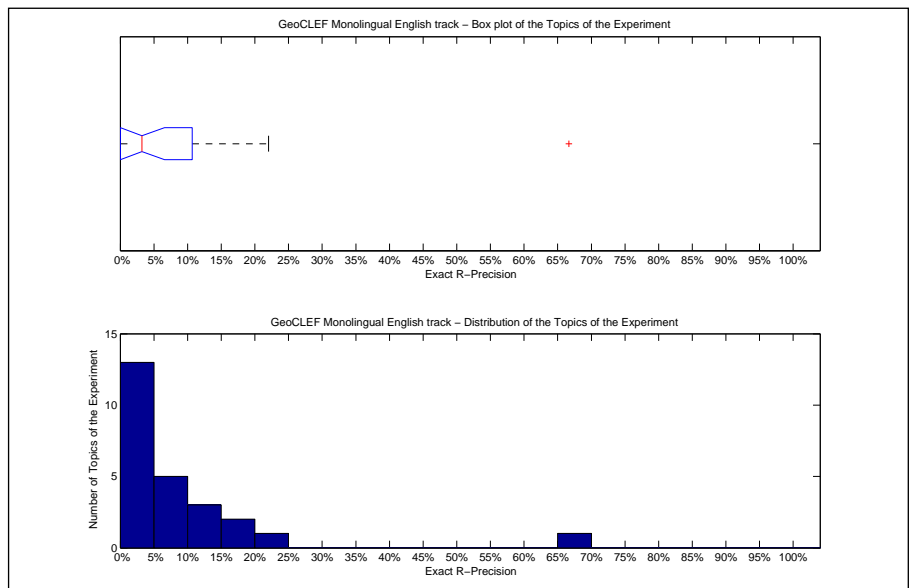
Topic 026	1.24	Topic 039	0.89
Topic 027	0.93	Topic 040	2.38
Topic 028	11.05	Topic 041	1.09
Topic 029	10.46	Topic 042	1.28
Topic 030	3.05	Topic 043	0.33
Topic 031	18.49	Topic 044	6.51
Topic 032	3.23	Topic 045	6.62
Topic 033	0.00	Topic 046	66.67
Topic 034	0.00	Topic 047	0.00
Topic 035	16.67	Topic 048	6.25
Topic 036	0.00	Topic 049	16.67
Topic 037	2.60	Topic 050	6.51
Topic 038	0.00		



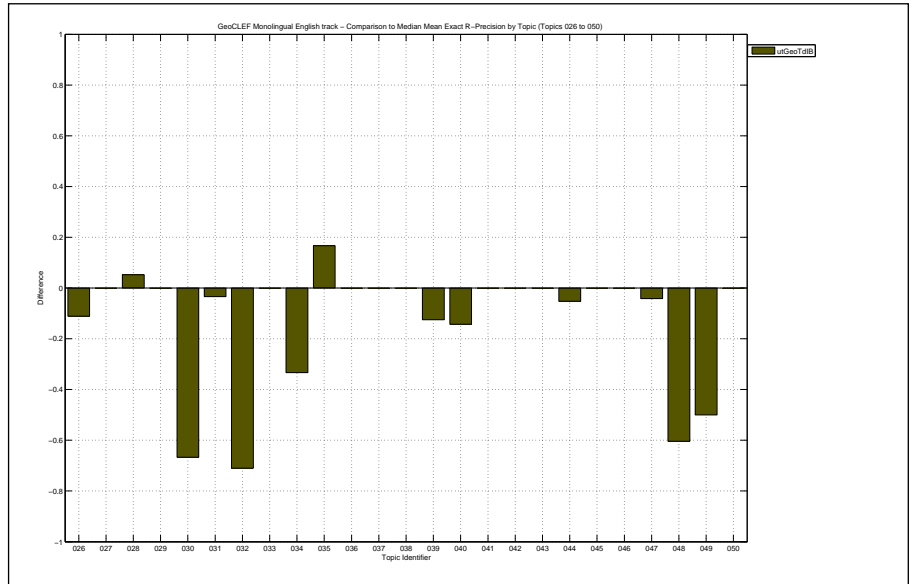
Docs Cutoff Levels	Precision at DCL (%)
5 docs	16.80
10 docs	11.60
15 docs	9.33
20 docs	7.20
30 docs	5.87
100 docs	2.40
200 docs	1.32
500 docs	0.59
1000 docs	0.30
R-Precision (precision after R document retrieved, where R = Relevant retrieved)	
	7.62



Exact R-Precision	
Maximum	0.6667
Minimum	0.0000
First Quartile	0.0000
Second Quartile	0.0323
Third Quartile	0.1067
Interquartile range	0.1067
Mean	0.0762
Standard Deviation	0.1388
Lower Outlier Threshold	0.0000
Upper Outlier Threshold	0.2203
Mean With No Outliers	0.0516
Std With No Outliers	0.0657



Precision averages (%) for individual queries			
Topic 026	0.00	Topic 039	6.25
Topic 027	5.26	Topic 040	7.14
Topic 028	15.79	Topic 041	0.00
Topic 029	11.11	Topic 042	0.00
Topic 030	0.00	Topic 043	0.00
Topic 031	22.03	Topic 044	10.53
Topic 032	3.23	Topic 045	0.00
Topic 033	0.00	Topic 046	66.67
Topic 034	0.00	Topic 047	0.00
Topic 035	16.67	Topic 048	6.25
Topic 036	0.00	Topic 049	0.00
Topic 037	6.25	Topic 050	13.33
Topic 038	0.00		





Overall statistics for 25 queries :	
Total number of documents over all queries	
Retrieved	25,000
Relevant	378
Relevant retrieved	271
Geometric Mean Average Precision	0.0285
Binary Preference (BPREF)	0.1528

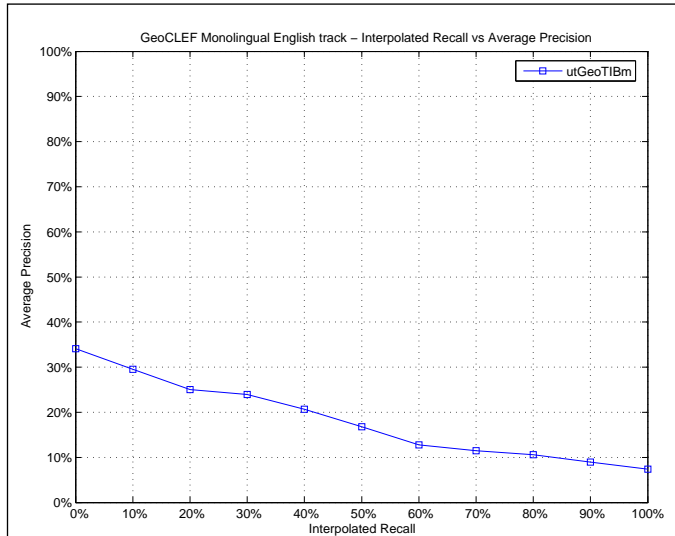
Priority	5
Query Construction	AUTOMATIC
Source Language	English
Topic Fields	title, description
Pooled	false

Filtering by geographic location and merging of filtered and unfiltered results.

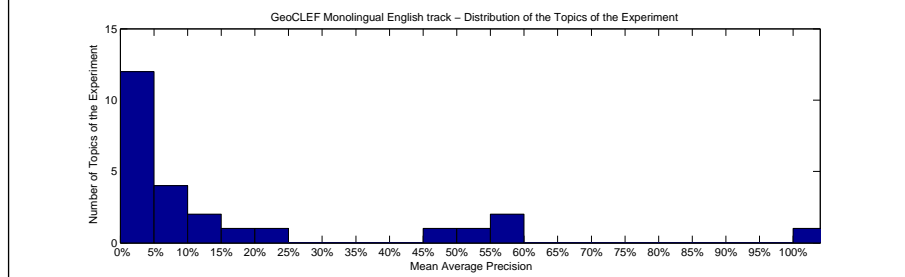
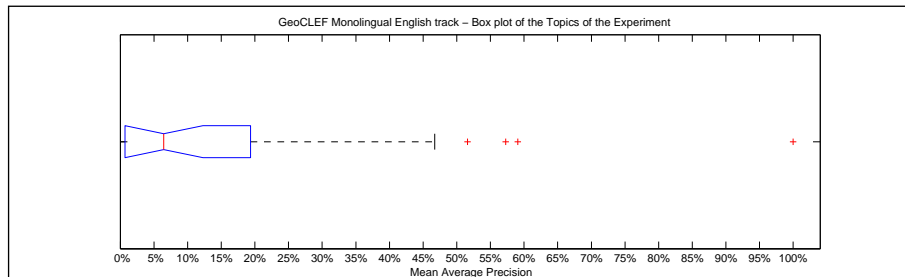
Interploated Recall (%)	Precision Averages (%)
0	34.07
10	29.52
20	25.01
30	23.94
40	20.69
50	16.81
60	12.77
70	11.46
80	10.60
90	8.99
100	7.38

Average precision (non-interpolated) for all relevant documents (averaged over queries)

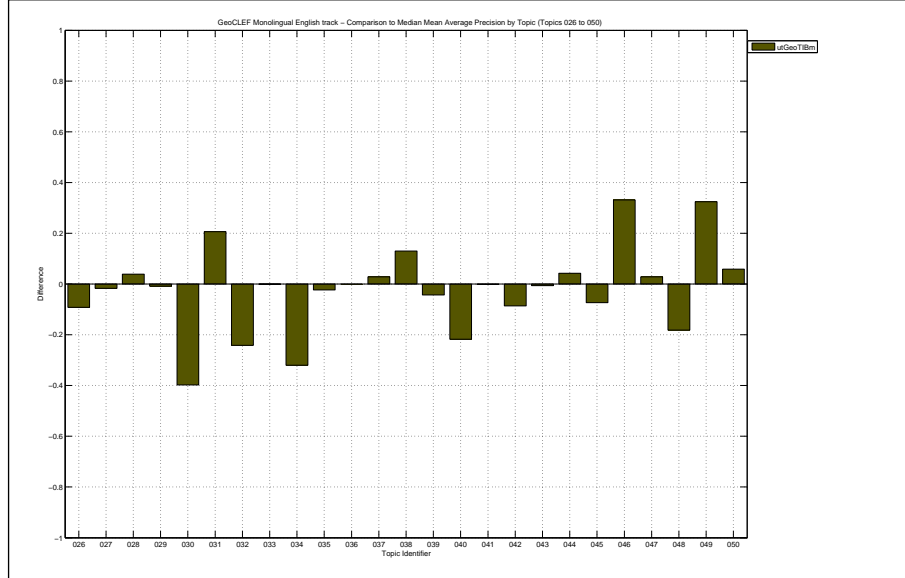
17.18



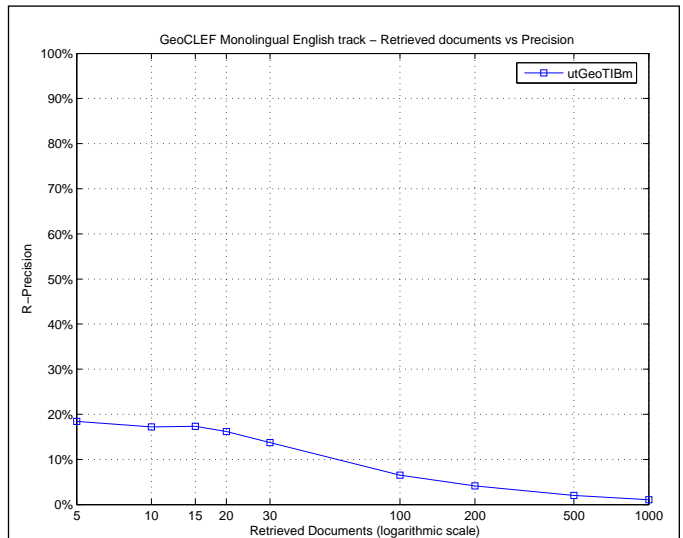
Mean Average Precision	
Maximum	1.0000
Minimum	0.0000
First Quartile	0.0072
Second Quartile	0.0644
Third Quartile	0.1936
Interquartile range	0.1864
Mean	0.1718
Standard Deviation	0.2562
Lower Outlier Threshold	0.0000
Upper Outlier Threshold	0.4674
Mean With No Outliers	0.0769
Std With No Outliers	0.1107



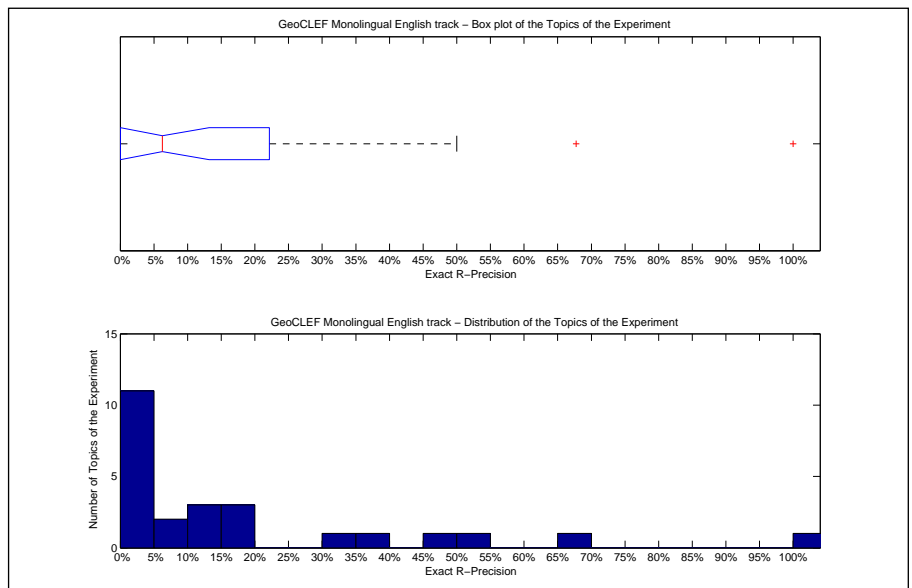
Precision averages (%) for individual queries			
Topic 026	0.81	Topic 039	6.93
Topic 027	1.05	Topic 040	0.02
Topic 028	8.95	Topic 041	0.13
Topic 029	9.58	Topic 042	1.09
Topic 030	20.08	Topic 043	0.17
Topic 031	46.74	Topic 044	14.93
Topic 032	57.26	Topic 045	0.85
Topic 033	0.31	Topic 046	100.00
Topic 034	4.93	Topic 047	6.44
Topic 035	0.42	Topic 048	51.59
Topic 036	0.00	Topic 049	59.09
Topic 037	4.63	Topic 050	19.12
Topic 038	14.29		



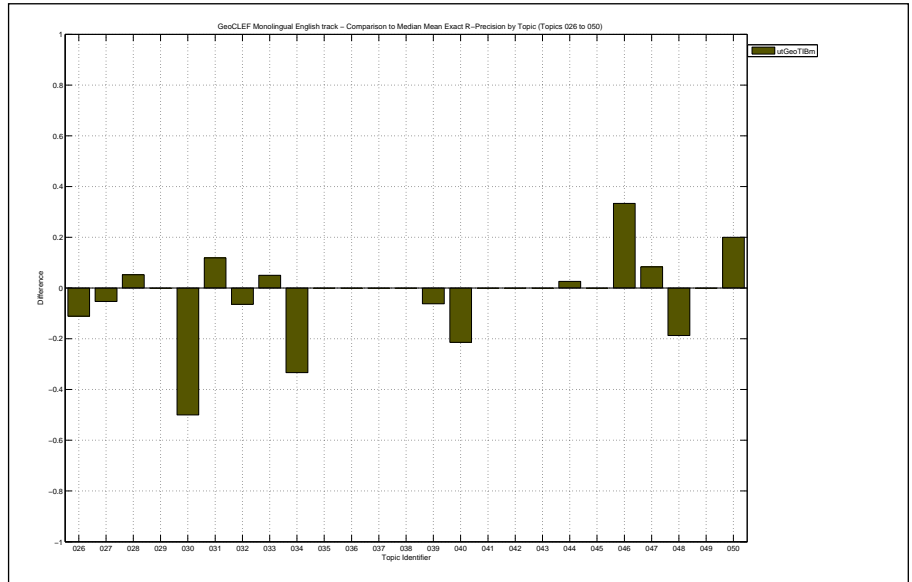
Docs Cutoff Levels	Precision at DCL (%)
5 docs	18.40
10 docs	17.20
15 docs	17.33
20 docs	16.20
30 docs	13.73
100 docs	6.52
200 docs	4.10
500 docs	1.98
1000 docs	1.08
R-Precision (precision after R document retrieved, where R = Relevant retrieved)	
	17.38



Exact R-Precision	
Maximum	1.0000
Minimum	0.0000
First Quartile	0.0000
Second Quartile	0.0625
Third Quartile	0.2215
Interquartile range	0.2215
Mean	0.1738
Standard Deviation	0.2558
Lower Outlier Threshold	0.0000
Upper Outlier Threshold	0.5000
Mean With No Outliers	0.1160
Std With No Outliers	0.1591



Precision averages (%) for individual queries			
Topic 026	0.00	Topic 039	12.50
Topic 027	0.00	Topic 040	0.00
Topic 028	15.79	Topic 041	0.00
Topic 029	11.11	Topic 042	0.00
Topic 030	16.67	Topic 043	0.00
Topic 031	37.29	Topic 044	18.42
Topic 032	67.74	Topic 045	0.00
Topic 033	5.00	Topic 046	100.00
Topic 034	0.00	Topic 047	12.50
Topic 035	0.00	Topic 048	47.92
Topic 036	0.00	Topic 049	50.00
Topic 037	6.25	Topic 050	33.33
Topic 038	0.00		



Overall statistics for 25 queries :

Total number of documents over all queries	
Retrieved	10,175
Relevant	378
Relevant retrieved	85
Geometric Mean Average Precision	0.0032
Binary Preference (BPREF)	0.1085

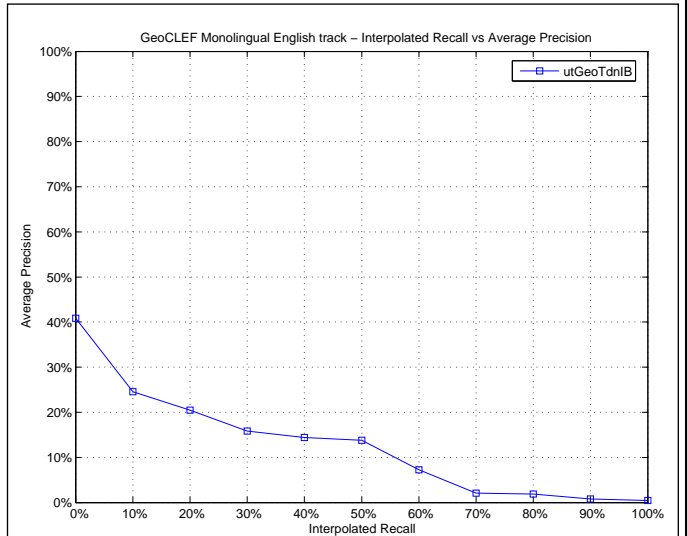
Priority	1
Query Construction	MANUAL
Source Language	English
Topic Fields	title, description, narrative
Pooled	true

Retrieval by content. Filtering by geographic location through boolean matching of query title locations and document locations.

Interploated Recall (%)	Precision Averages (%)
0	40.83
10	24.57
20	20.48
30	15.84
40	14.44
50	13.83
60	7.24
70	2.07
80	1.87
90	0.79
100	0.47

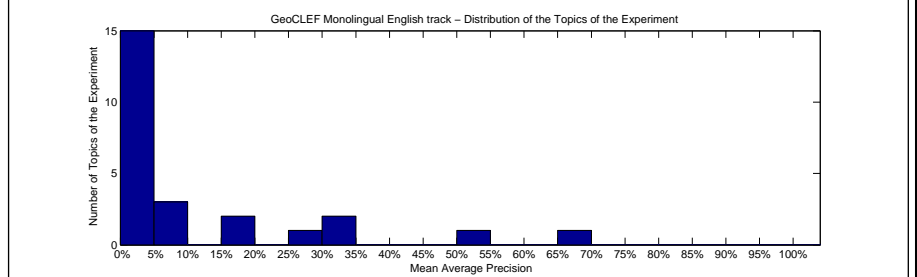
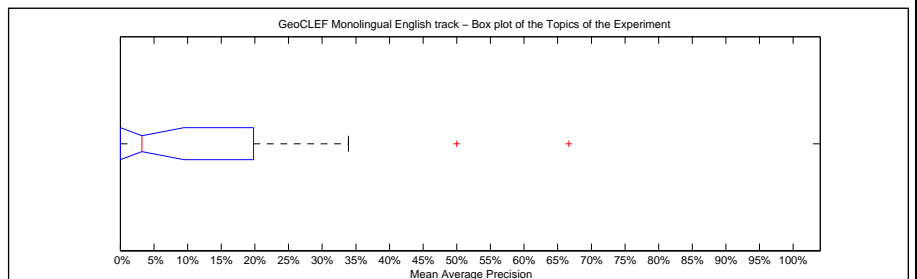
Average precision (non-interpolated) for all relevant documents (averaged over queries)

11.34



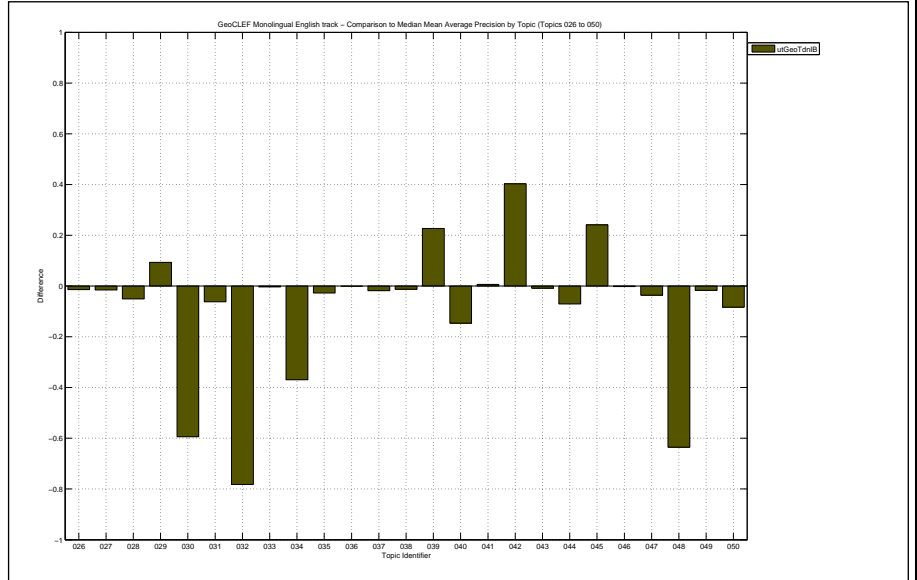
Mean Average Precision

Maximum	0.6667
Minimum	0.0000
First Quartile	0.0000
Second Quartile	0.0323
Third Quartile	0.1979
Interquartile range	0.1979
Mean	0.1134
Standard Deviation	0.1773
Lower Outlier Threshold	0.0000
Upper Outlier Threshold	0.3389
Mean With No Outliers	0.0726
Std With No Outliers	0.1089

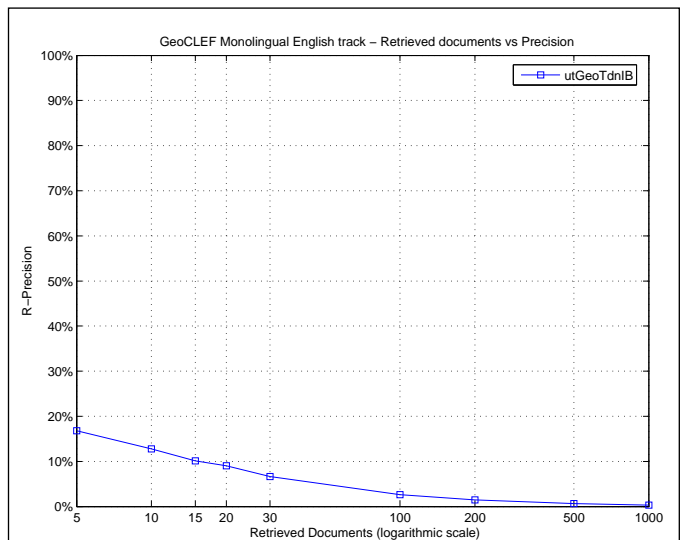


Precision averages (%) for individual queries

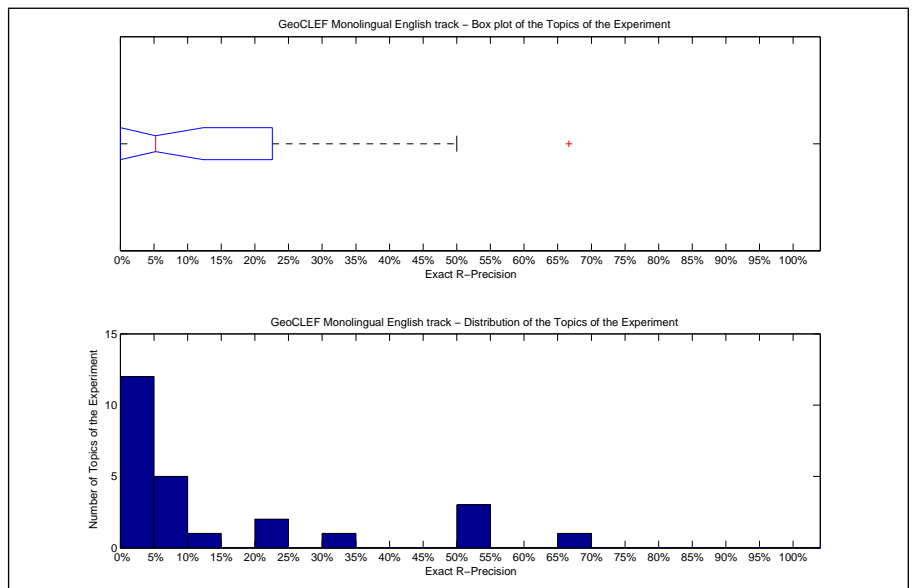
Topic 026	8.53	Topic 039	33.89
Topic 027	1.13	Topic 040	7.14
Topic 028	0.00	Topic 041	0.86
Topic 029	19.76	Topic 042	50.00
Topic 030	0.40	Topic 043	0.00
Topic 031	19.90	Topic 044	3.63
Topic 032	3.23	Topic 045	32.35
Topic 033	0.00	Topic 046	66.67
Topic 034	0.00	Topic 047	0.00
Topic 035	0.00	Topic 048	6.25
Topic 036	0.00	Topic 049	25.00
Topic 037	0.00	Topic 050	4.87
Topic 038	0.00		



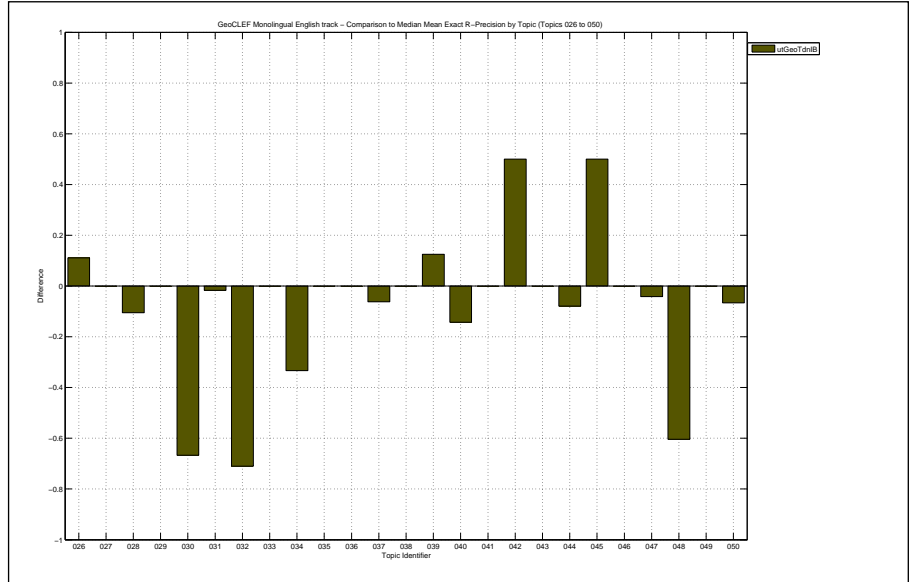
Docs Cutoff Levels	Precision at DCL (%)
5 docs	16.80
10 docs	12.80
15 docs	10.13
20 docs	9.00
30 docs	6.67
100 docs	2.60
200 docs	1.44
500 docs	0.63
1000 docs	0.34
R-Precision (precision after R document retrieved, where R = Relevant retrieved)	
	13.66



Exact R-Precision	
Maximum	0.6667
Minimum	0.0000
First Quartile	0.0000
Second Quartile	0.0526
Third Quartile	0.2260
Interquartile range	0.2260
Mean	0.1366
Standard Deviation	0.2008
Lower Outlier Threshold	0.0000
Upper Outlier Threshold	0.5000
Mean With No Outliers	0.1145
Std With No Outliers	0.1713



Precision averages (%) for individual queries			
Topic 026	22.22	Topic 039	31.25
Topic 027	5.26	Topic 040	7.14
Topic 028	0.00	Topic 041	0.00
Topic 029	11.11	Topic 042	50.00
Topic 030	0.00	Topic 043	0.00
Topic 031	23.73	Topic 044	7.89
Topic 032	3.23	Topic 045	50.00
Topic 033	0.00	Topic 046	66.67
Topic 034	0.00	Topic 047	0.00
Topic 035	0.00	Topic 048	6.25
Topic 036	0.00	Topic 049	50.00
Topic 037	0.00	Topic 050	6.67
Topic 038	0.00		



Overall statistics for 25 queries :	
Total number of documents over all queries	
Retrieved	25,000
Relevant	378
Relevant retrieved	285
Geometric Mean Average Precision	0.0380
Binary Preference (BPREF)	0.1484

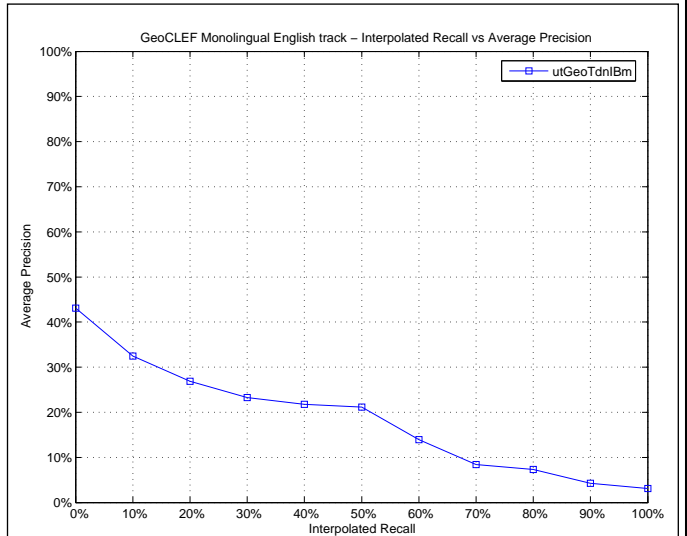
Priority	4
Query Construction	MANUAL
Source Language	English
Topic Fields	title, description, narrative
Pooled	false

Filtering by geographic location and merging of filtered and unfiltered results.

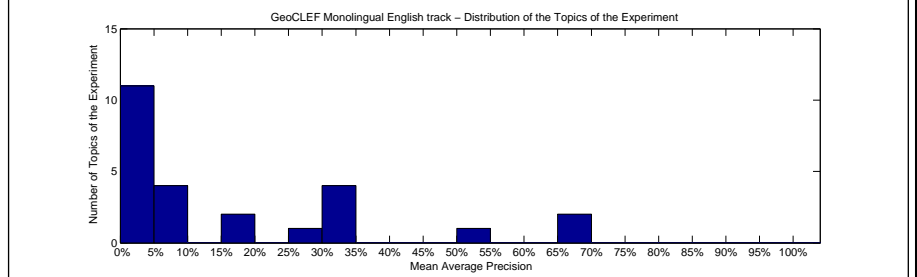
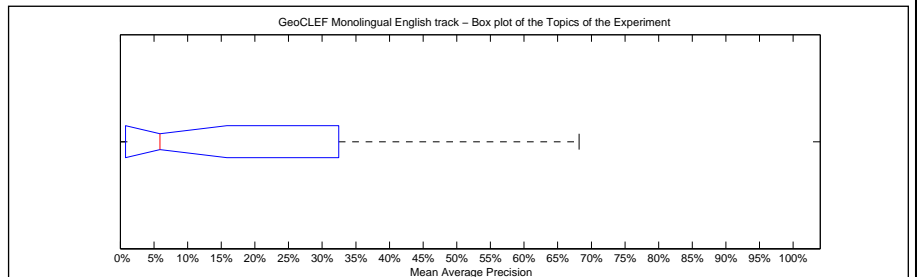
Interploated Recall (%)	Precision Averages (%)
0	43.07
10	32.48
20	26.90
30	23.28
40	21.79
50	21.18
60	13.93
70	8.43
80	7.31
90	4.24
100	3.11

Average precision (non-interpolated) for all relevant documents (averaged over queries)

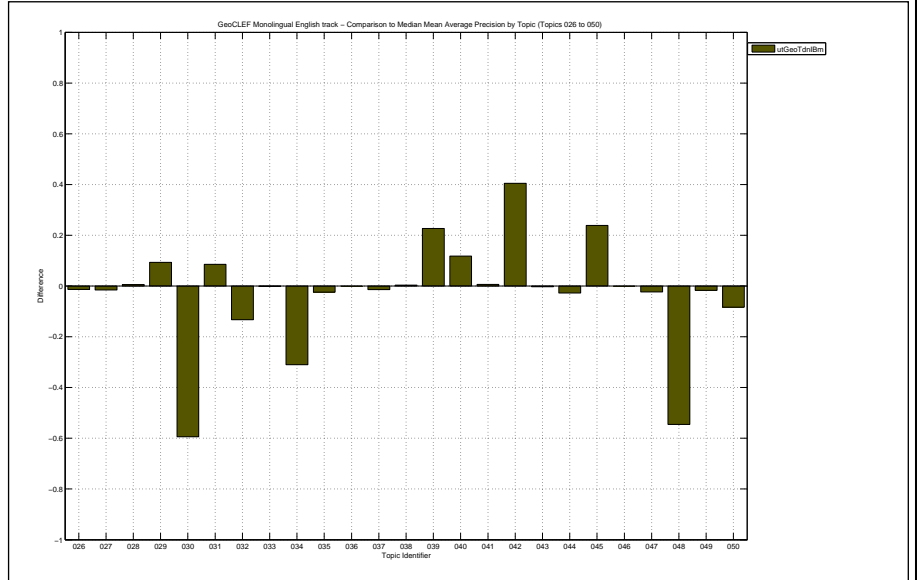
16.77



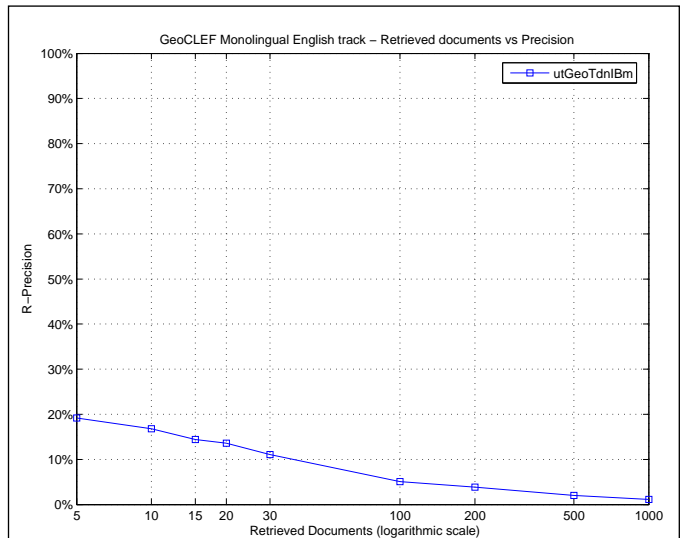
Mean Average Precision	
Maximum	0.6816
Minimum	0.0000
First Quartile	0.0078
Second Quartile	0.0590
Third Quartile	0.3247
Interquartile range	0.3169
Mean	0.1677
Standard Deviation	0.2101
Lower Outlier Threshold	0.0000
Upper Outlier Threshold	0.6816
Mean With No Outliers	0.1677
Std With No Outliers	0.2101



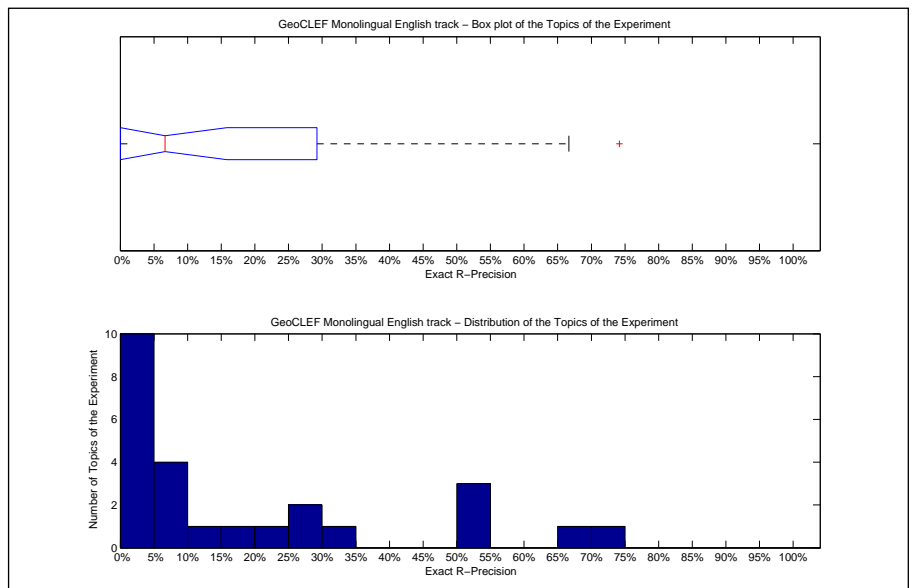
Precision averages (%) for individual queries			
Topic 026	8.61	Topic 039	33.89
Topic 027	1.13	Topic 040	33.55
Topic 028	5.62	Topic 041	0.86
Topic 029	19.76	Topic 042	50.16
Topic 030	0.40	Topic 043	0.54
Topic 031	34.65	Topic 044	7.99
Topic 032	68.16	Topic 045	32.11
Topic 033	0.21	Topic 046	66.86
Topic 034	5.90	Topic 047	1.28
Topic 035	0.34	Topic 048	15.20
Topic 036	0.00	Topic 049	25.00
Topic 037	0.40	Topic 050	4.87
Topic 038	1.67		



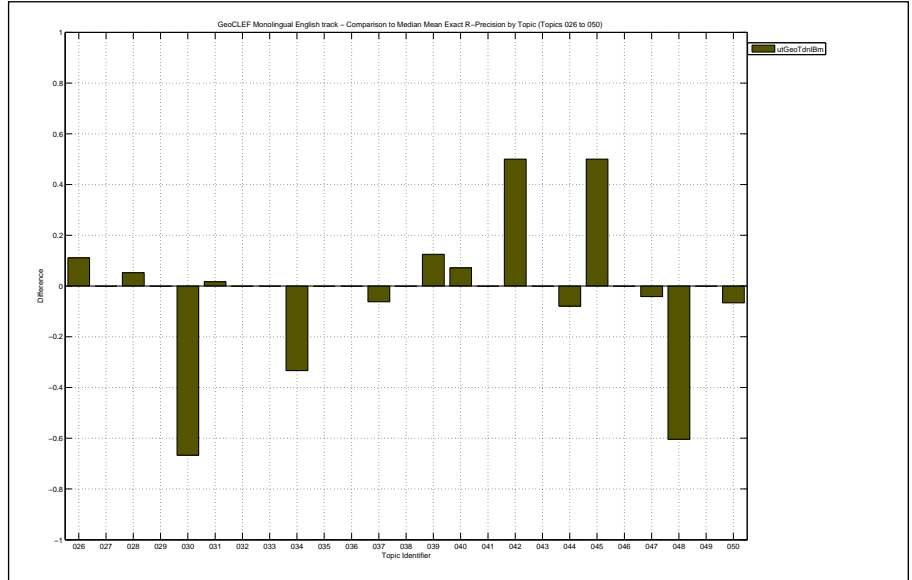
Docs Cutoff Levels	Precision at DCL (%)
5 docs	19.20
10 docs	16.80
15 docs	14.40
20 docs	13.60
30 docs	11.07
100 docs	5.08
200 docs	3.86
500 docs	2.02
1000 docs	1.14
R-Precision (precision after R document retrieved, where R = Relevant retrieved)	
	18.12



Exact R-Precision	
Maximum	0.7419
Minimum	0.0000
First Quartile	0.0000
Second Quartile	0.0667
Third Quartile	0.2924
Interquartile range	0.2924
Mean	0.1812
Standard Deviation	0.2310
Lower Outlier Threshold	0.0000
Upper Outlier Threshold	0.6667
Mean With No Outliers	0.1578
Std With No Outliers	0.2036

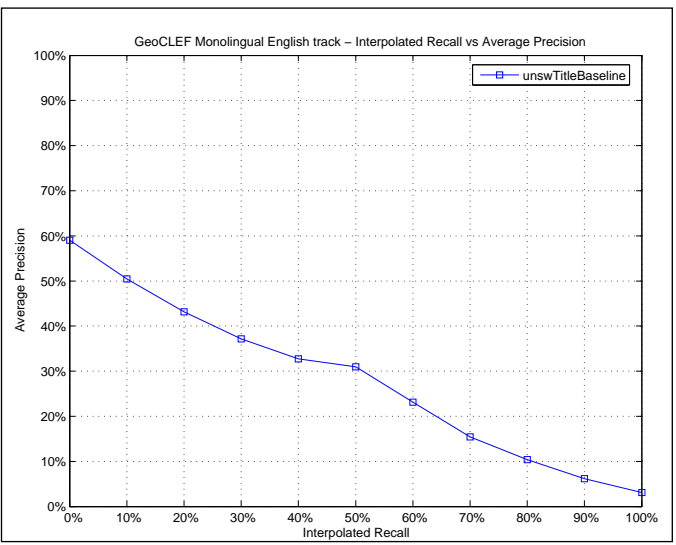


Precision averages (%) for individual queries			
Topic 026	22.22	Topic 039	31.25
Topic 027	5.26	Topic 040	28.57
Topic 028	15.79	Topic 041	0.00
Topic 029	11.11	Topic 042	50.00
Topic 030	0.00	Topic 043	0.00
Topic 031	27.12	Topic 044	7.89
Topic 032	74.19	Topic 045	50.00
Topic 033	0.00	Topic 046	66.67
Topic 034	0.00	Topic 047	0.00
Topic 035	0.00	Topic 048	6.25
Topic 036	0.00	Topic 049	50.00
Topic 037	0.00	Topic 050	6.67
Topic 038	0.00		

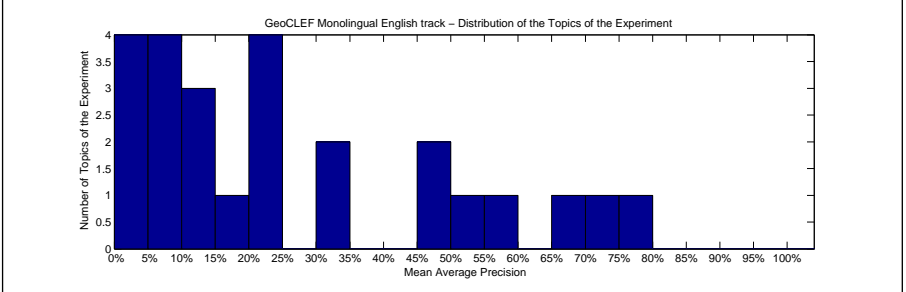
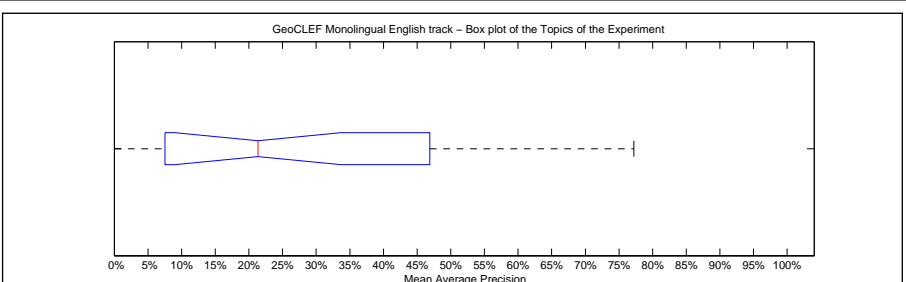


Overall statistics for 25 queries :		Priority	1
Total number of documents over all queries		Query Construction	AUTOMATIC
Retrieved	12,919	Source Language	English
Relevant	378	Topic Fields	title, description
Relevant retrieved	260	Pooled	true
Geometric Mean Average Precision		unswTitleBaseline	
Binary Preference (BPREF)		0.2374	

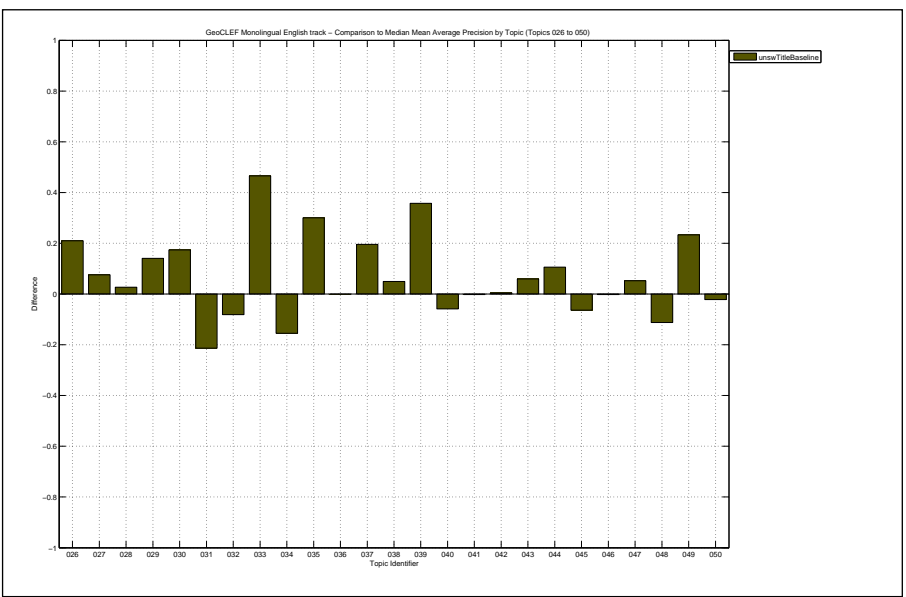
Interploated Recall (%)	Precision Averages (%)
0	59.03
10	50.44
20	43.13
30	37.14
40	32.73
50	30.93
60	23.12
70	15.43
80	10.41
90	6.19
100	3.08
Average precision (non-interpolated) for all relevant documents (averaged over queries)	
26.22	



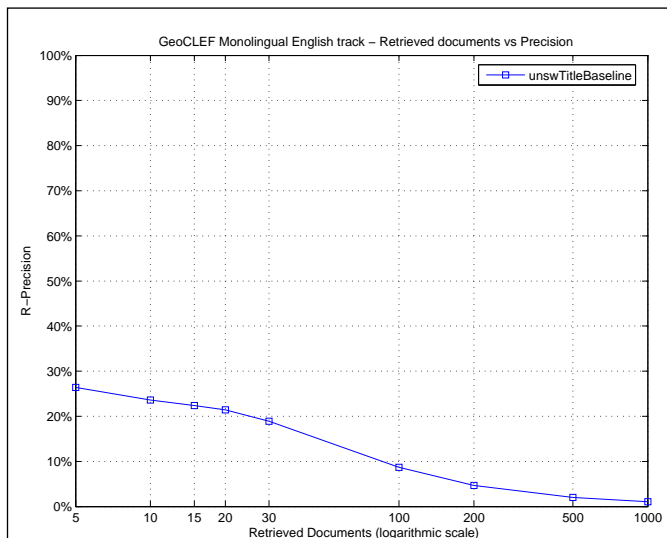
Mean Average Precision	
Maximum	0.7722
Minimum	0.0000
First Quartile	0.0753
Second Quartile	0.2134
Third Quartile	0.4690
Interquartile range	0.3937
Mean	0.2622
Standard Deviation	0.2395
Lower Outlier Threshold	0.0000
Upper Outlier Threshold	0.7722
Mean With No Outliers	0.2622
Std With No Outliers	0.2395



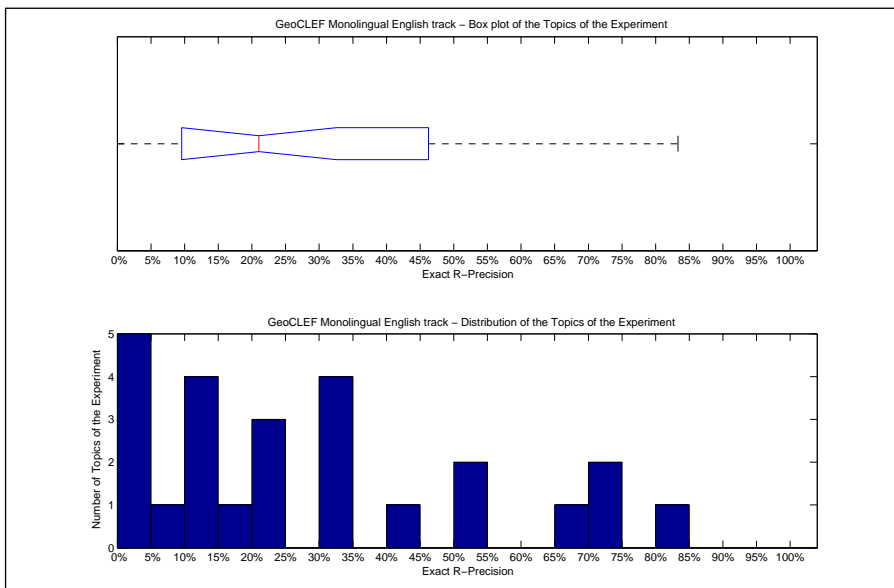
Precision averages (%) for individual queries			
Topic 026	30.94	Topic 039	46.96
Topic 027	10.26	Topic 040	15.86
Topic 028	7.79	Topic 041	0.00
Topic 029	24.50	Topic 042	10.10
Topic 030	77.22	Topic 043	6.75
Topic 031	4.75	Topic 044	21.34
Topic 032	73.34	Topic 045	1.85
Topic 033	46.88	Topic 046	66.67
Topic 034	21.43	Topic 047	8.88
Topic 035	32.79	Topic 048	58.52
Topic 036	0.00	Topic 049	50.00
Topic 037	21.38	Topic 050	11.06
Topic 038	6.25		



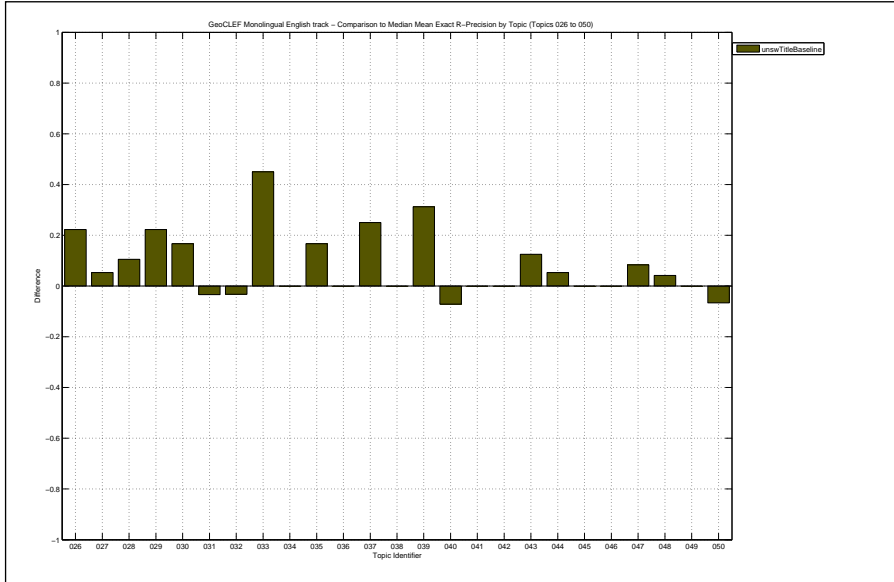
Docs Cutoff Levels	Precision at DCL (%)
5 docs	26.40
10 docs	23.60
15 docs	22.40
20 docs	21.40
30 docs	18.93
100 docs	8.68
200 docs	4.66
500 docs	2.03
1000 docs	1.04
R-Precision (precision after R document retrieved, where R = Relevant retrieved)	
	28.21



Exact R-Precision	
Maximum	0.8333
Minimum	0.0000
First Quartile	0.0956
Second Quartile	0.2105
Third Quartile	0.4625
Interquartile range	0.3669
Mean	0.2821
Standard Deviation	0.2517
Lower Outlier Threshold	0.0000
Upper Outlier Threshold	0.8333
Mean With No Outliers	0.2821
Std With No Outliers	0.2517



Precision averages (%) for individual queries			
Topic 026	33.33	Topic 039	50.00
Topic 027	10.53	Topic 040	14.29
Topic 028	21.05	Topic 041	0.00
Topic 029	33.33	Topic 042	0.00
Topic 030	83.33	Topic 043	12.50
Topic 031	22.03	Topic 044	21.05
Topic 032	70.97	Topic 045	0.00
Topic 033	45.00	Topic 046	66.67
Topic 034	33.33	Topic 047	12.50
Topic 035	16.67	Topic 048	70.83
Topic 036	0.00	Topic 049	50.00
Topic 037	31.25	Topic 050	6.67
Topic 038	0.00		



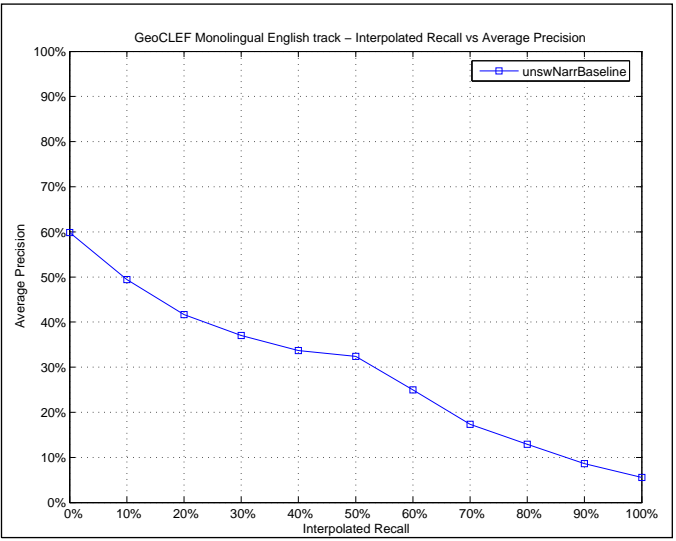


Overall statistics for 25 queries :		Priority	3
Total number of documents over all queries		Query Construction	AUTOMATIC
Retrieved	15,905	Source Language	English
Relevant	378	Topic Fields	title, description, narrative
Relevant retrieved	265	Pooled	true
Geometric Mean Average Precision		unswNarrBaseline	
Binary Preference (BPREF)		0.2313	

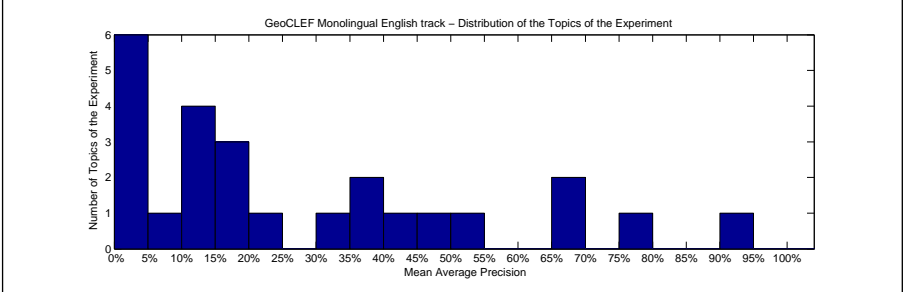
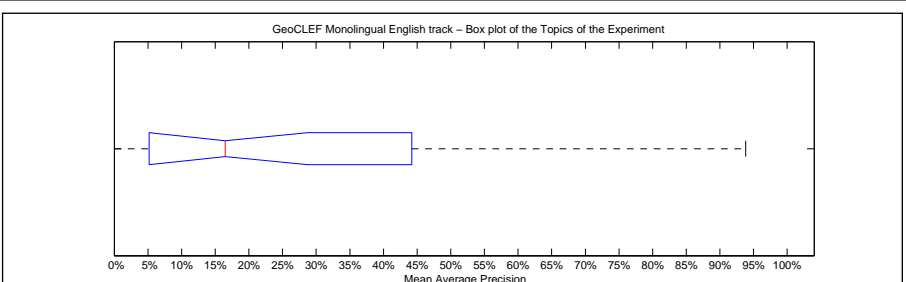
Interploated Recall (%)	Precision Averages (%)
0	59.86
10	49.40
20	41.66
30	37.01
40	33.68
50	32.42
60	24.96
70	17.37
80	12.94
90	8.61
100	5.55

Average precision (non-interpolated) for all relevant documents (averaged over queries)

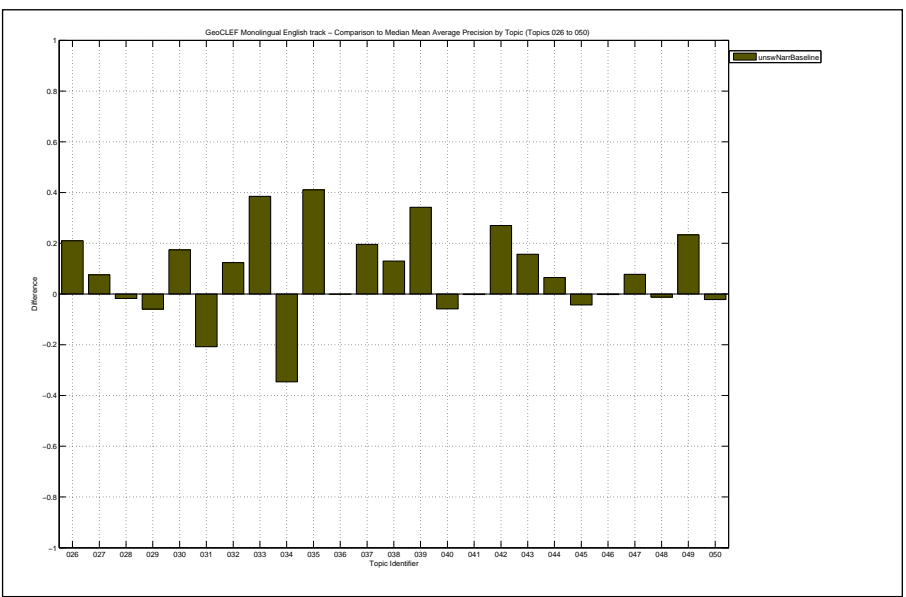
27.58



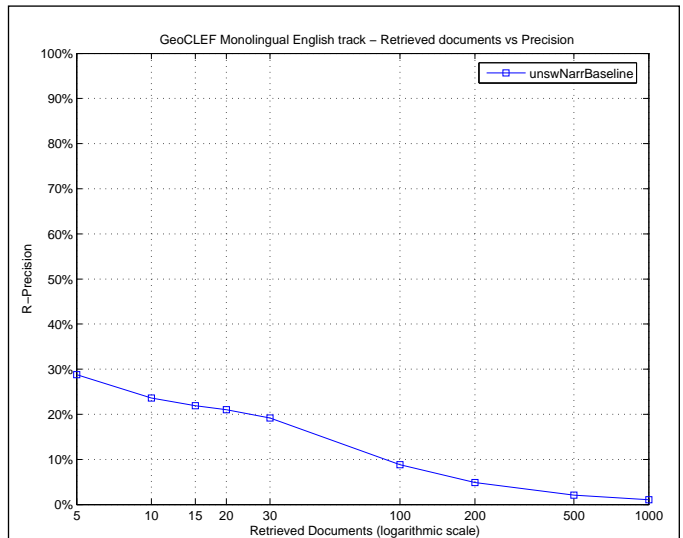
Mean Average Precision	
Maximum	0.9384
Minimum	0.0000
First Quartile	0.0516
Second Quartile	0.1650
Third Quartile	0.4421
Interquartile range	0.3904
Mean	0.2758
Standard Deviation	0.2670
Lower Outlier Threshold	0.0000
Upper Outlier Threshold	0.9384
Mean With No Outliers	0.2758
Std With No Outliers	0.2670



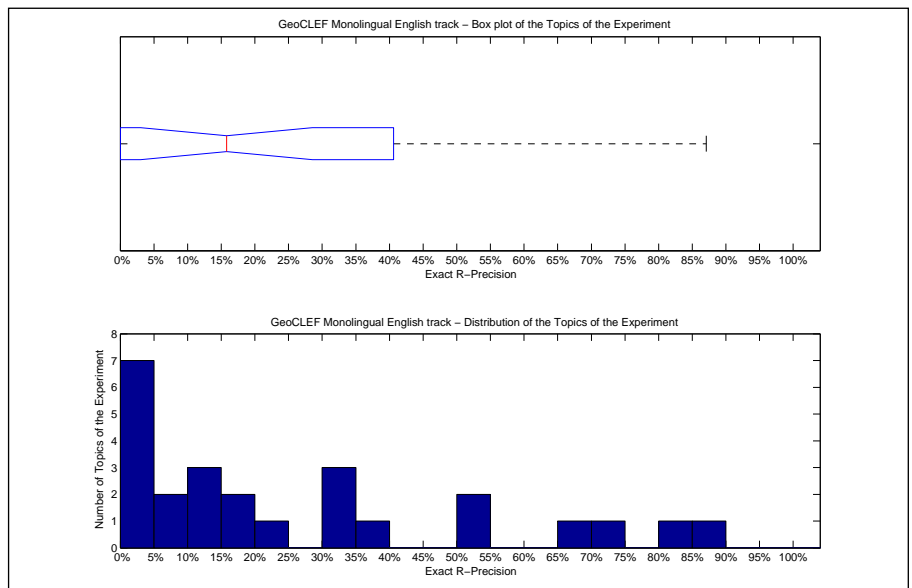
Precision averages (%) for individual queries			
Topic 026	30.94	Topic 039	45.42
Topic 027	10.26	Topic 040	15.86
Topic 028	3.35	Topic 041	0.00
Topic 029	4.55	Topic 042	36.67
Topic 030	77.22	Topic 043	16.50
Topic 031	5.37	Topic 044	17.23
Topic 032	93.84	Topic 045	3.96
Topic 033	38.88	Topic 046	66.67
Topic 034	2.30	Topic 047	11.41
Topic 035	43.80	Topic 048	68.54
Topic 036	0.00	Topic 049	50.00
Topic 037	21.38	Topic 050	11.06
Topic 038	14.29		



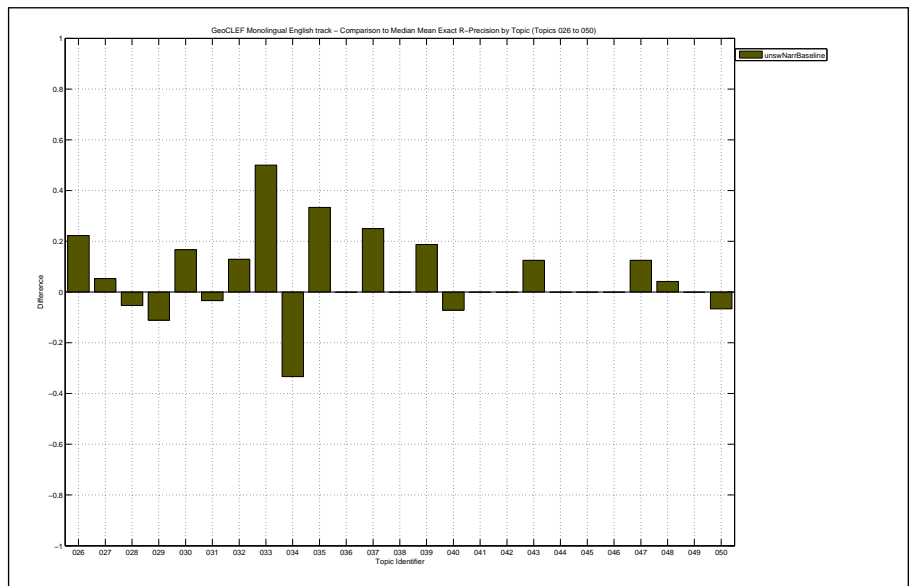
Docs Cutoff Levels	Precision at DCL (%)
5 docs	28.80
10 docs	23.60
15 docs	21.87
20 docs	21.00
30 docs	19.20
100 docs	8.80
200 docs	4.84
500 docs	2.07
1000 docs	1.06
R-Precision (precision after R document retrieved, where R = Relevant retrieved)	
	25.88



Exact R-Precision	
Maximum	0.8710
Minimum	0.0000
First Quartile	0.0000
Second Quartile	0.1579
Third Quartile	0.4062
Interquartile range	0.4062
Mean	0.2588
Standard Deviation	0.2769
Lower Outlier Threshold	0.0000
Upper Outlier Threshold	0.8710
Mean With No Outliers	0.2588
Std With No Outliers	0.2769



Precision averages (%) for individual queries			
Topic 026	33.33	Topic 039	37.50
Topic 027	10.53	Topic 040	14.29
Topic 028	5.26	Topic 041	0.00
Topic 029	0.00	Topic 042	0.00
Topic 030	83.33	Topic 043	12.50
Topic 031	22.03	Topic 044	15.79
Topic 032	87.10	Topic 045	0.00
Topic 033	50.00	Topic 046	66.67
Topic 034	0.00	Topic 047	16.67
Topic 035	33.33	Topic 048	70.83
Topic 036	0.00	Topic 049	50.00
Topic 037	31.25	Topic 050	6.67
Topic 038	0.00		

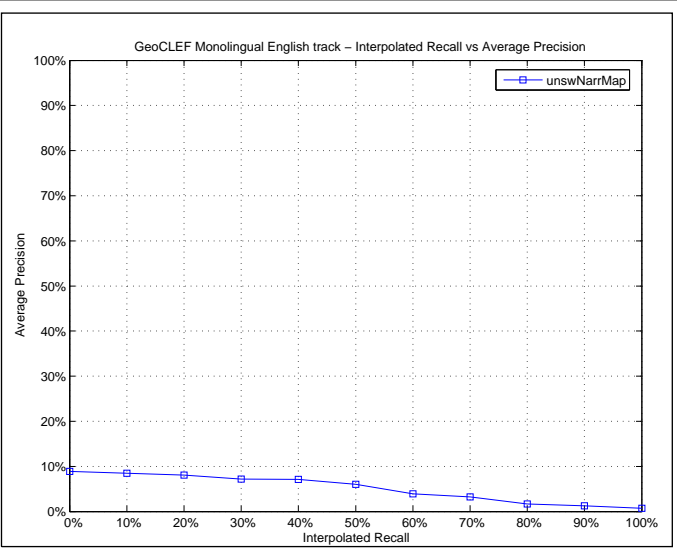


Overall statistics for 25 queries :		Priority	4
Total number of documents over all queries		Query Construction	AUTOMATIC
Retrieved	15,905	Source Language	English
Relevant	378	Topic Fields	title, description, narrative
Relevant retrieved	262	Pooled	false
Geometric Mean Average Precision		unswNarrMap	
Binary Preference (BPREF)		0.0410	

Interploated Recall (%)	Precision Averages (%)
0	8.89
10	8.45
20	8.06
30	7.21
40	7.10
50	6.05
60	3.90
70	3.21
80	1.66
90	1.23
100	0.69

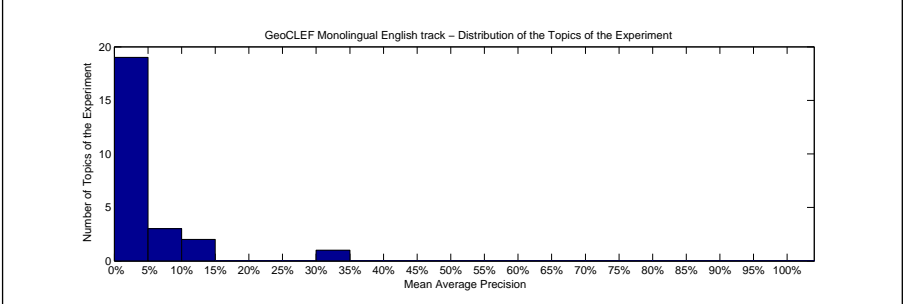
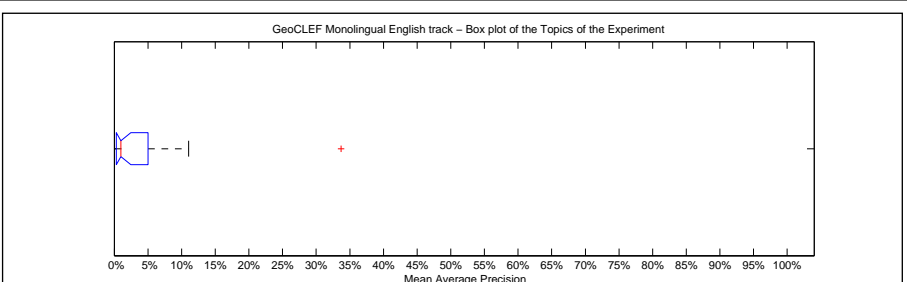
Average precision (non-interpolated) for all relevant documents (averaged over queries)

4.00



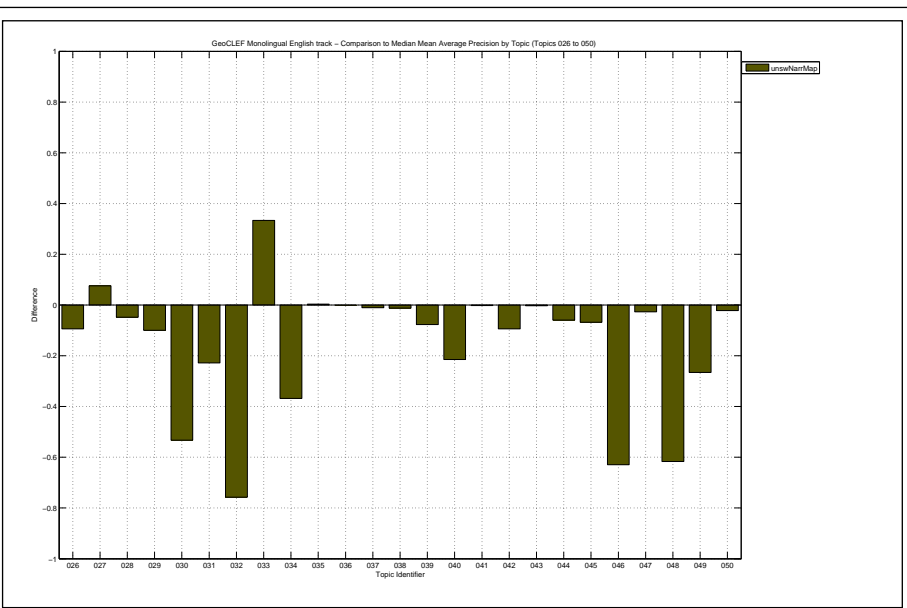
Mean Average Precision

Maximum	0.3371
Minimum	0.0000
First Quartile	0.0031
Second Quartile	0.0098
Third Quartile	0.0501
Interquartile range	0.0470
Mean	0.0400
Standard Deviation	0.0701
Lower Outlier Threshold	0.0000
Upper Outlier Threshold	0.1106
Mean With No Outliers	0.0276
Std With No Outliers	0.0336

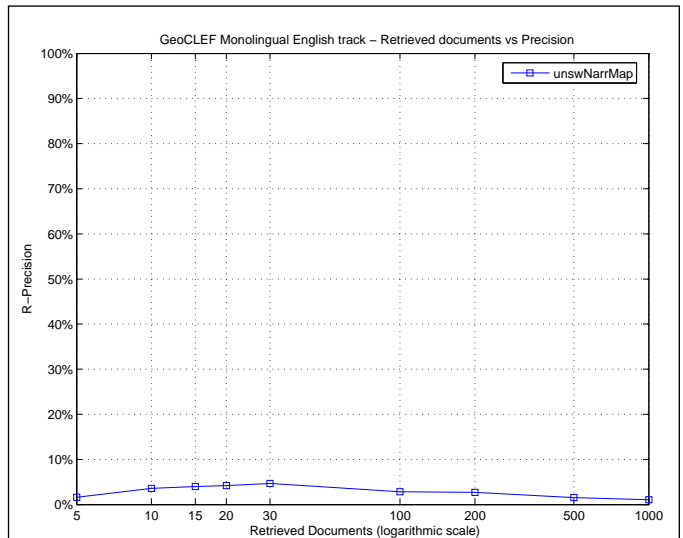


Precision averages (%) for individual queries

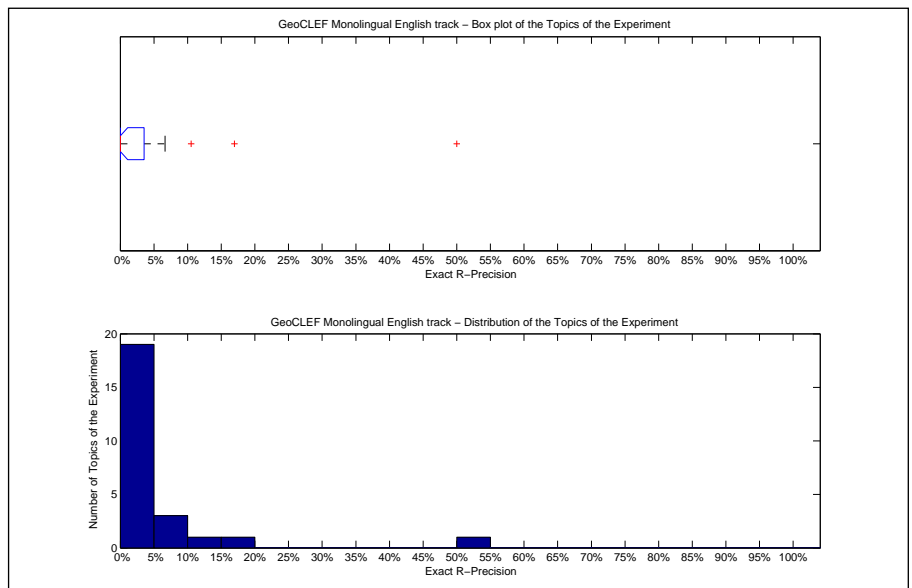
Topic 026	0.56	Topic 039	3.50
Topic 027	10.26	Topic 040	0.30
Topic 028	0.31	Topic 041	0.00
Topic 029	0.53	Topic 042	0.33
Topic 030	6.55	Topic 043	0.54
Topic 031	3.31	Topic 044	4.78
Topic 032	5.71	Topic 045	1.42
Topic 033	33.71	Topic 046	3.90
Topic 034	0.13	Topic 047	0.98
Topic 035	3.11	Topic 048	8.06
Topic 036	0.00	Topic 049	0.09
Topic 037	0.81	Topic 050	11.06
Topic 038	0.12		



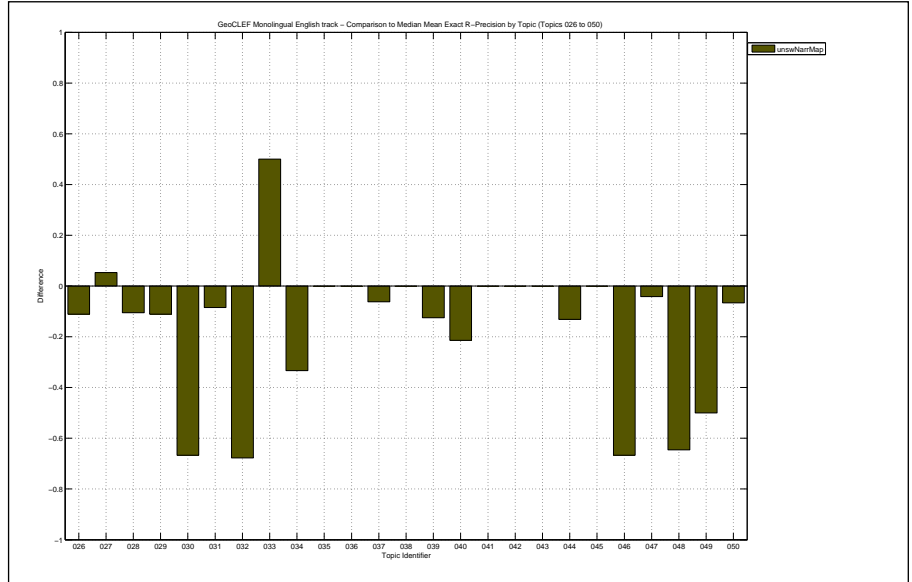
Docs Cutoff Levels	Precision at DCL (%)
5 docs	1.60
10 docs	3.60
15 docs	4.00
20 docs	4.20
30 docs	4.67
100 docs	2.80
200 docs	2.72
500 docs	1.54
1000 docs	1.05
R-Precision (precision after R document retrieved, where R = Relevant retrieved)	
	4.06



Exact R-Precision	
Maximum	0.5000
Minimum	0.0000
First Quartile	0.0000
Second Quartile	0.0000
Third Quartile	0.0354
Interquartile range	0.0354
Mean	0.0406
Standard Deviation	0.1045
Lower Outlier Threshold	0.0000
Upper Outlier Threshold	0.0667
Mean With No Outliers	0.0109
Std With No Outliers	0.0229



Precision averages (%) for individual queries			
Topic 026	0.00	Topic 039	6.25
Topic 027	10.53	Topic 040	0.00
Topic 028	0.00	Topic 041	0.00
Topic 029	0.00	Topic 042	0.00
Topic 030	0.00	Topic 043	0.00
Topic 031	16.95	Topic 044	2.63
Topic 032	6.45	Topic 045	0.00
Topic 033	50.00	Topic 046	0.00
Topic 034	0.00	Topic 047	0.00
Topic 035	0.00	Topic 048	2.08
Topic 036	0.00	Topic 049	0.00
Topic 037	0.00	Topic 050	6.67
Topic 038	0.00		

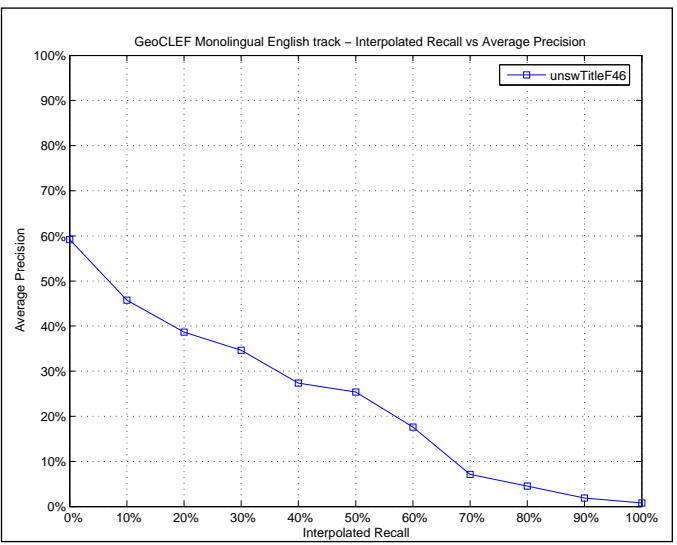


Overall statistics for 25 queries :		Priority	2
Total number of documents over all queries		Query Construction	AUTOMATIC
Retrieved	12,919	Source Language	English
Relevant	378	Topic Fields	title, description
Relevant retrieved	261	Pooled	false
Geometric Mean Average Precision		unswTitleF46	
Binary Preference (BPREF)		0.2307	

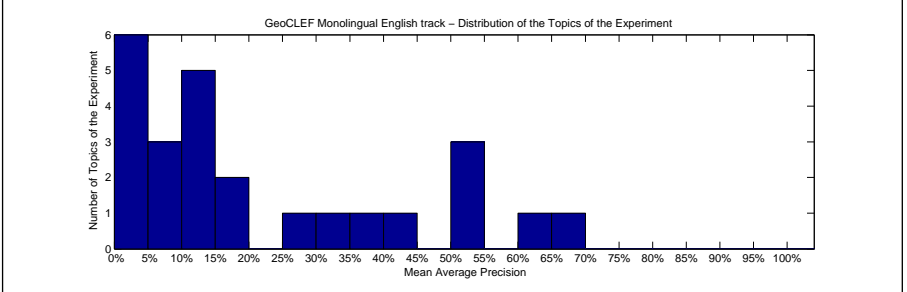
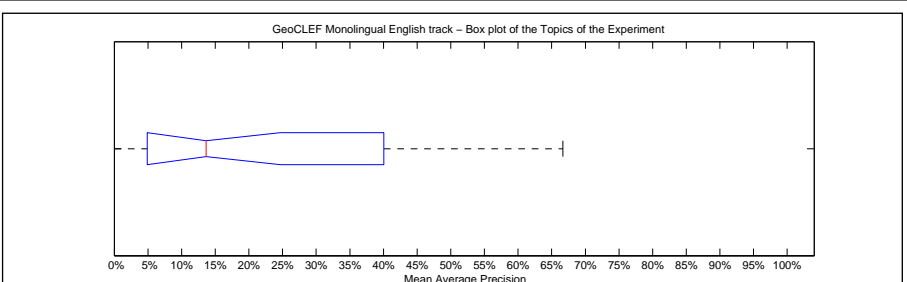
Interpolated Recall (%)	Precision Averages (%)
0	59.19
10	45.72
20	38.67
30	34.63
40	27.38
50	25.37
60	17.59
70	7.14
80	4.56
90	1.89
100	0.78

Average precision (non-interpolated) for all relevant documents (averaged over queries)

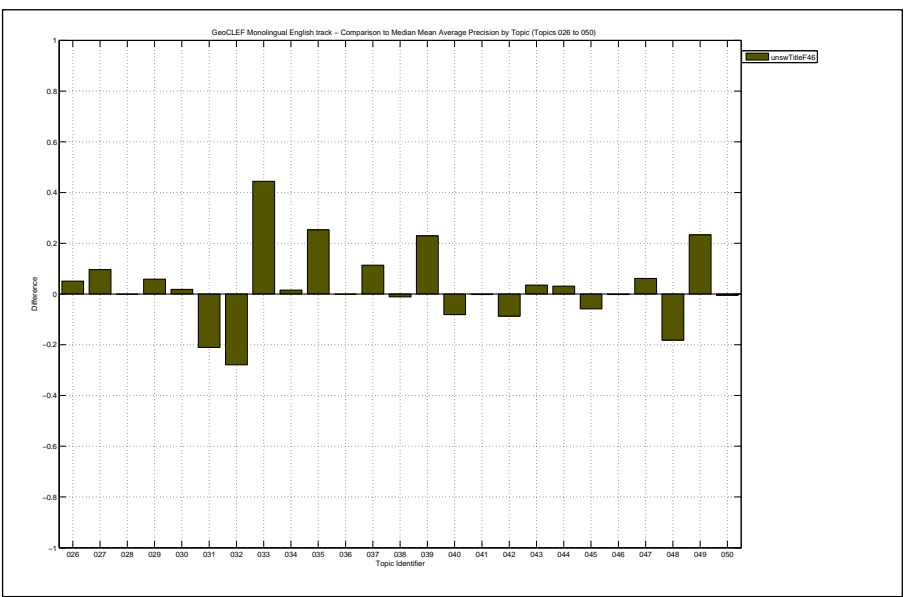
22.15



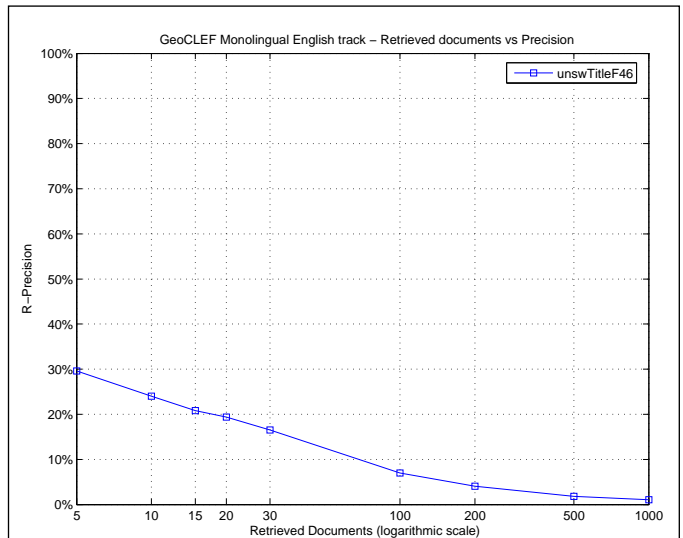
Mean Average Precision	
Maximum	0.6667
Minimum	0.0000
First Quartile	0.0490
Second Quartile	0.1365
Third Quartile	0.4004
Interquartile range	0.3514
Mean	0.2215
Standard Deviation	0.2138
Lower Outlier Threshold	0.0000
Upper Outlier Threshold	0.6667
Mean With No Outliers	0.2215
Std With No Outliers	0.2138



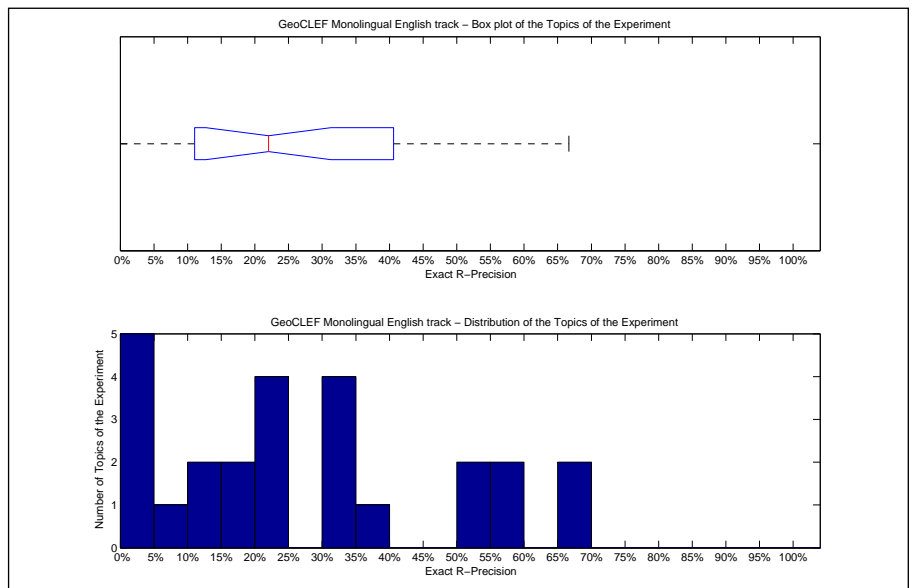
Precision averages (%) for individual queries			
Topic 026	15.04	Topic 039	34.07
Topic 027	12.32	Topic 040	13.65
Topic 028	5.09	Topic 041	0.00
Topic 029	16.33	Topic 042	1.04
Topic 030	61.69	Topic 043	4.33
Topic 031	5.09	Topic 044	13.80
Topic 032	53.54	Topic 045	2.38
Topic 033	44.77	Topic 046	66.67
Topic 034	38.46	Topic 047	9.80
Topic 035	28.06	Topic 048	51.55
Topic 036	0.00	Topic 049	50.00
Topic 037	13.17	Topic 050	12.73
Topic 038	0.12		



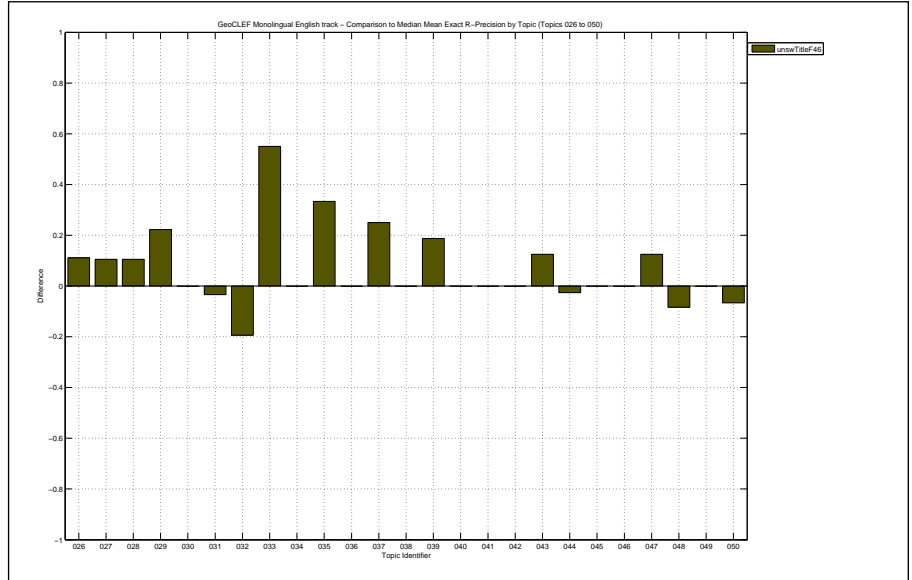
Docs Cutoff Levels	Precision at DCL (%)
5 docs	29.60
10 docs	24.00
15 docs	20.80
20 docs	19.40
30 docs	16.53
100 docs	7.00
200 docs	4.04
500 docs	1.83
1000 docs	1.04
R-Precision (precision after R document retrieved, where R = Relevant retrieved)	
	26.87



Exact R-Precision	
Maximum	0.6667
Minimum	0.0000
First Quartile	0.1104
Second Quartile	0.2203
Third Quartile	0.4062
Interquartile range	0.2958
Mean	0.2687
Standard Deviation	0.2167
Lower Outlier Threshold	0.0000
Upper Outlier Threshold	0.6667
Mean With No Outliers	0.2687
Std With No Outliers	0.2167



Precision averages (%) for individual queries			
Topic 026	22.22	Topic 039	37.50
Topic 027	15.79	Topic 040	21.43
Topic 028	21.05	Topic 041	0.00
Topic 029	33.33	Topic 042	0.00
Topic 030	66.67	Topic 043	12.50
Topic 031	22.03	Topic 044	13.16
Topic 032	54.84	Topic 045	0.00
Topic 033	55.00	Topic 046	66.67
Topic 034	33.33	Topic 047	16.67
Topic 035	33.33	Topic 048	58.33
Topic 036	0.00	Topic 049	50.00
Topic 037	31.25	Topic 050	6.67
Topic 038	0.00		

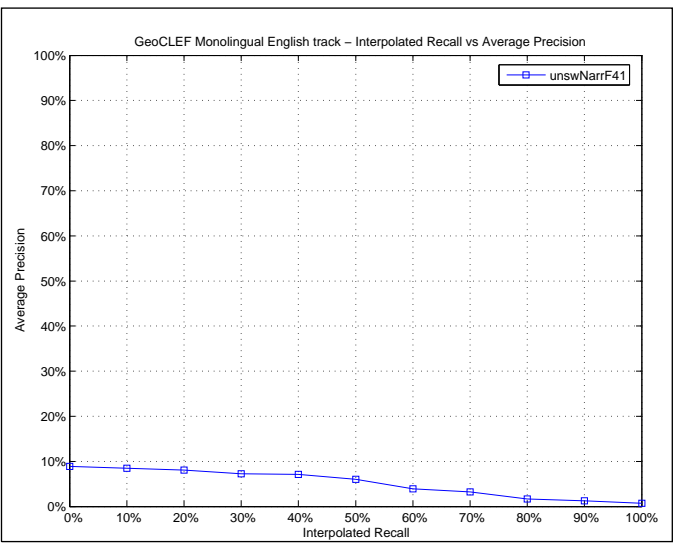


Overall statistics for 25 queries :		Priority	5
Total number of documents over all queries		Query Construction	AUTOMATIC
Retrieved	15,905	Source Language	English
Relevant	378	Topic Fields	title, description, narrative
Relevant retrieved	262	Pooled	false
Geometric Mean Average Precision		unswNarrF41	
Binary Preference (BPREF)		0.0411	

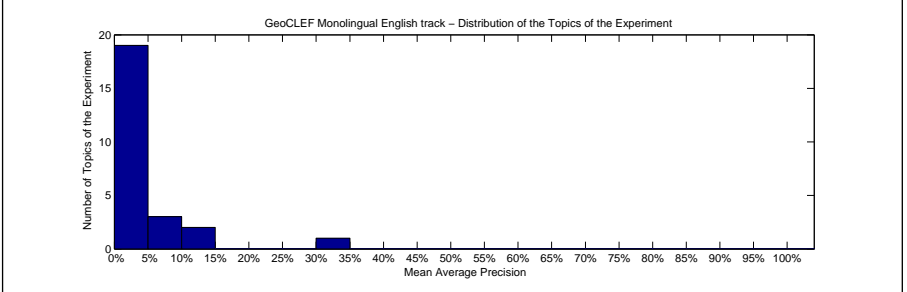
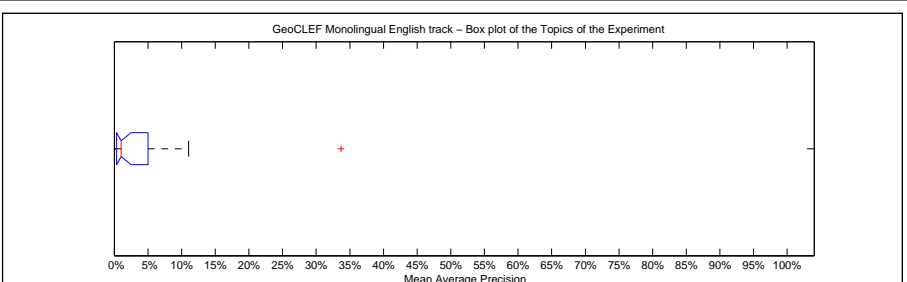
Interploated Recall (%)	Precision Averages (%)
0	8.91
10	8.48
20	8.08
30	7.23
40	7.12
50	6.06
60	3.91
70	3.21
80	1.66
90	1.23
100	0.69

Average precision (non-interpolated) for all relevant documents (averaged over queries)

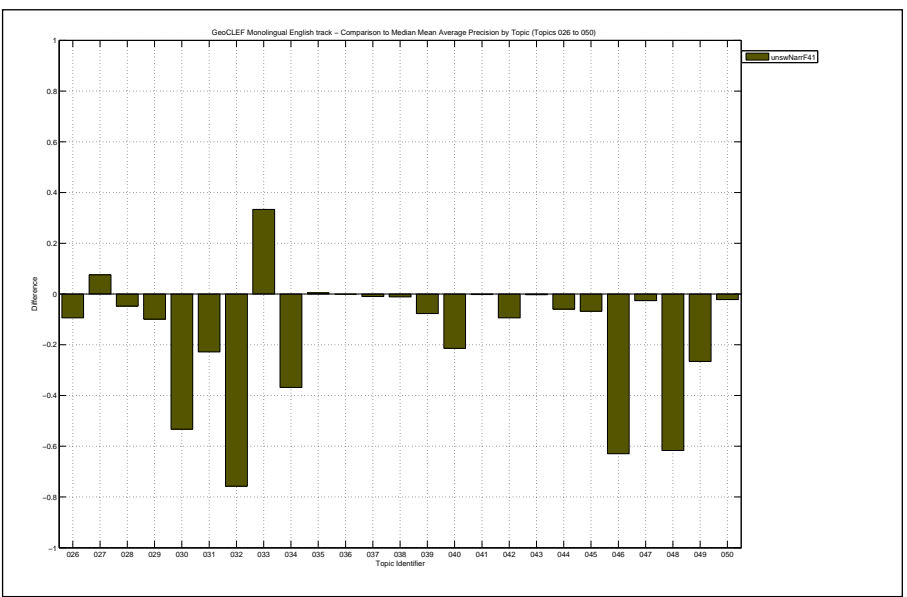
4.01



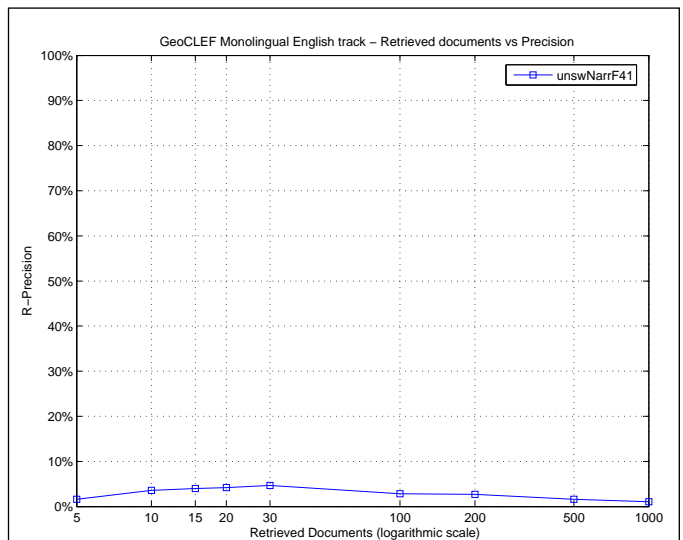
Mean Average Precision	
Maximum	0.3371
Minimum	0.0000
First Quartile	0.0033
Second Quartile	0.0102
Third Quartile	0.0501
Interquartile range	0.0468
Mean	0.0401
Standard Deviation	0.0701
Lower Outlier Threshold	0.0000
Upper Outlier Threshold	0.1106
Mean With No Outliers	0.0277
Std With No Outliers	0.0336



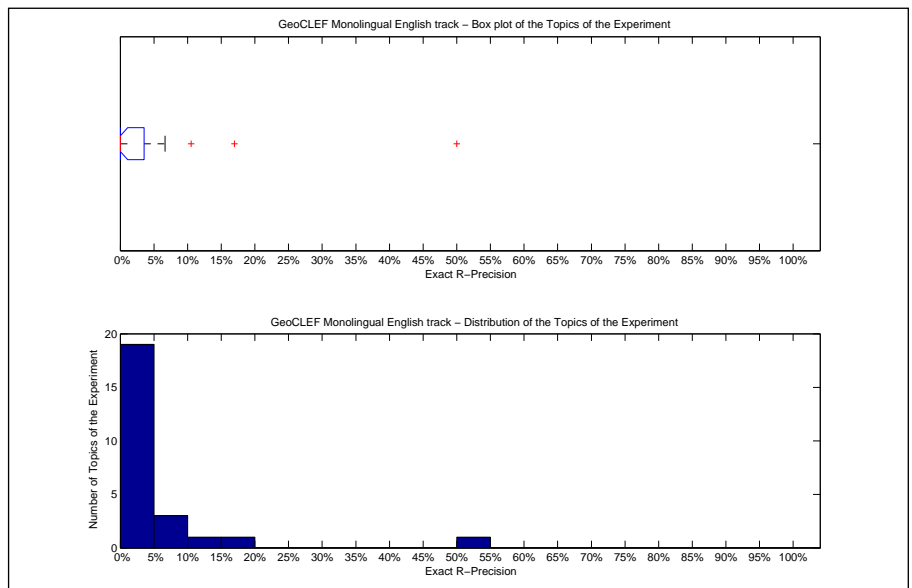
Precision averages (%) for individual queries			
Topic 026	0.58	Topic 039	3.50
Topic 027	10.26	Topic 040	0.34
Topic 028	0.36	Topic 041	0.00
Topic 029	0.53	Topic 042	0.33
Topic 030	6.55	Topic 043	0.55
Topic 031	3.31	Topic 044	4.78
Topic 032	5.71	Topic 045	1.42
Topic 033	33.71	Topic 046	3.90
Topic 034	0.14	Topic 047	1.02
Topic 035	3.19	Topic 048	8.06
Topic 036	0.00	Topic 049	0.09
Topic 037	0.81	Topic 050	11.06
Topic 038	0.12		



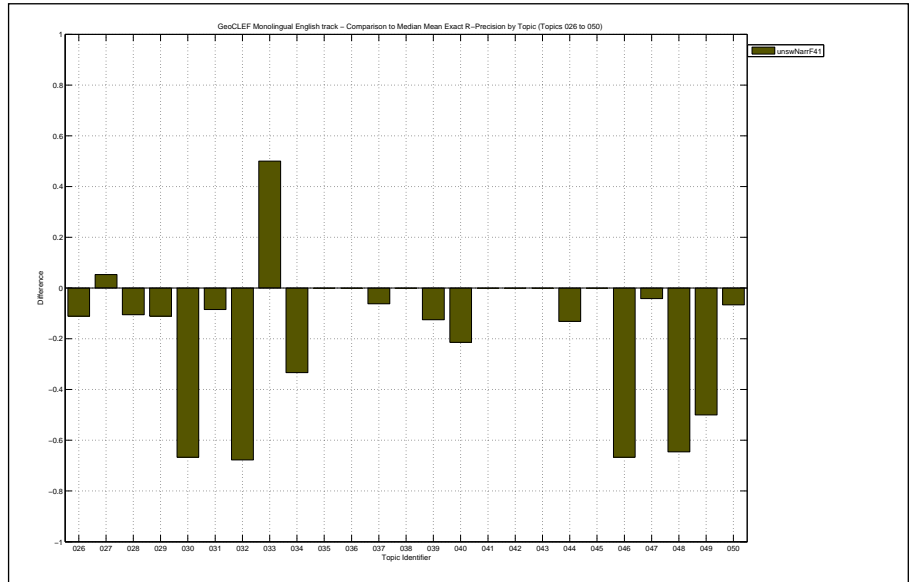
Docs Cutoff Levels	Precision at DCL (%)
5 docs	1.60
10 docs	3.60
15 docs	4.00
20 docs	4.20
30 docs	4.67
100 docs	2.80
200 docs	2.72
500 docs	1.57
1000 docs	1.05
R-Precision (precision after R document retrieved, where R = Relevant retrieved)	
	4.06



Exact R-Precision	
Maximum	0.5000
Minimum	0.0000
First Quartile	0.0000
Second Quartile	0.0000
Third Quartile	0.0354
Interquartile range	0.0354
Mean	0.0406
Standard Deviation	0.1045
Lower Outlier Threshold	0.0000
Upper Outlier Threshold	0.0667
Mean With No Outliers	0.0109
Std With No Outliers	0.0229



Precision averages (%) for individual queries			
Topic 026	0.00	Topic 039	6.25
Topic 027	10.53	Topic 040	0.00
Topic 028	0.00	Topic 041	0.00
Topic 029	0.00	Topic 042	0.00
Topic 030	0.00	Topic 043	0.00
Topic 031	16.95	Topic 044	2.63
Topic 032	6.45	Topic 045	0.00
Topic 033	50.00	Topic 046	0.00
Topic 034	0.00	Topic 047	0.00
Topic 035	0.00	Topic 048	2.08
Topic 036	0.00	Topic 049	0.00
Topic 037	0.00	Topic 050	6.67
Topic 038	0.00		





Overall statistics for 25 queries :

Total number of documents over all queries	
Retrieved	22,483
Relevant	378
Relevant retrieved	300
Geometric Mean Average Precision	0.0268
Binary Preference (BPREF)	0.1397

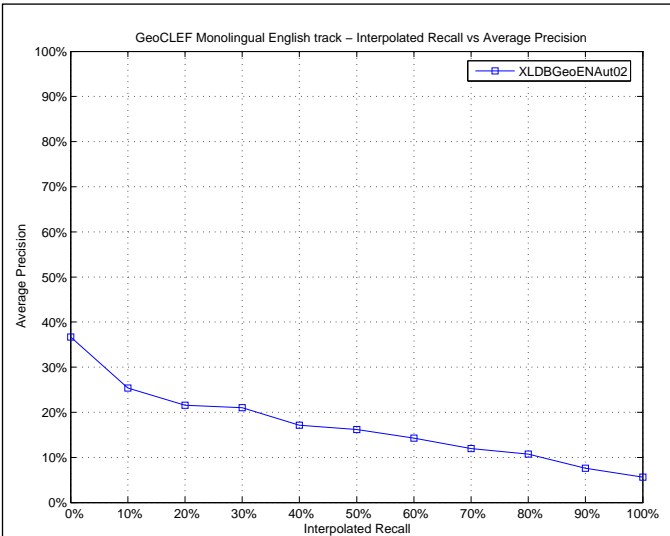
Priority	4
Query Construction	AUTOMATIC
Source Language	English
Topic Fields	title, description
Pooled	false

Scope as topic term, no geoexpansion, QE 32 terms, 20 top-kdocs, relaxed query construction

Interploated Recall (%)	Precision Averages (%)
0	36.69
10	25.36
20	21.54
30	21.03
40	17.13
50	16.18
60	14.30
70	11.96
80	10.72
90	7.61
100	5.59

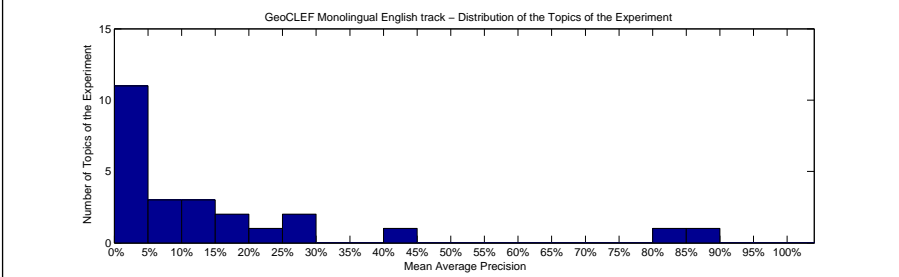
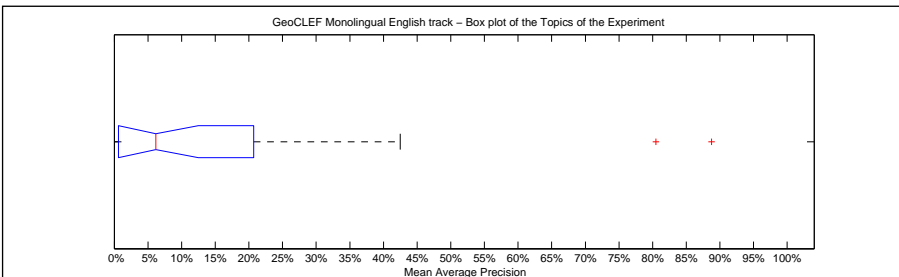
Average precision (non-interpolated) for all relevant documents (averaged over queries)

15.79



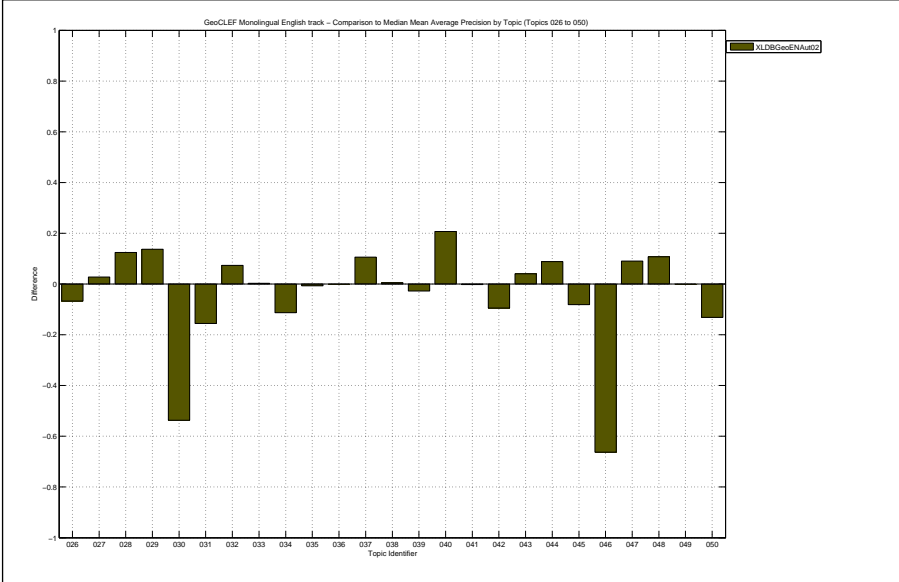
Mean Average Precision

Maximum	0.8876
Minimum	0.0000
First Quartile	0.0063
Second Quartile	0.0617
Third Quartile	0.2071
Interquartile range	0.2008
Mean	0.1579
Standard Deviation	0.2344
Lower Outlier Threshold	0.0000
Upper Outlier Threshold	0.4247
Mean With No Outliers	0.0980
Std With No Outliers	0.1137

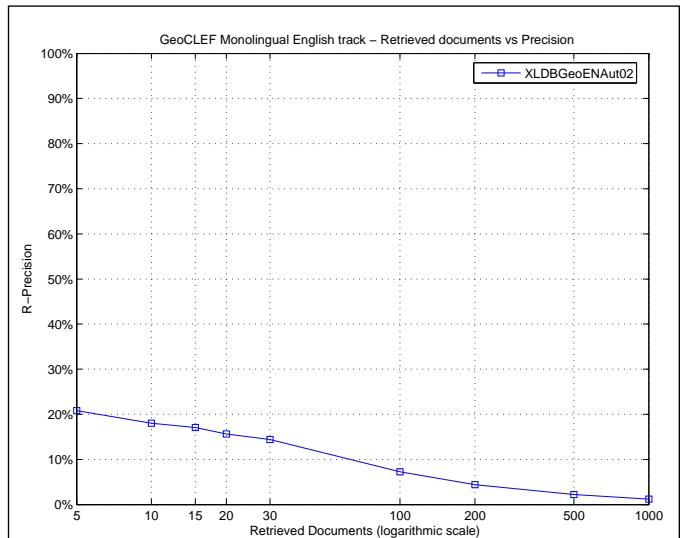


Precision averages (%) for individual queries

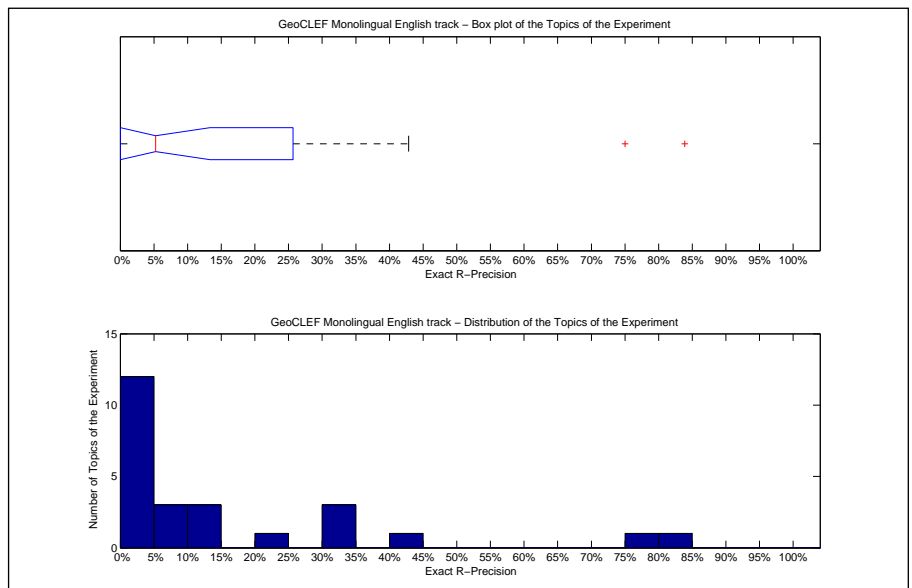
Topic 026	3.28	Topic 039	8.45
Topic 027	5.49	Topic 040	42.47
Topic 028	17.53	Topic 041	0.00
Topic 029	24.16	Topic 042	0.25
Topic 030	6.17	Topic 043	4.87
Topic 031	10.56	Topic 044	19.56
Topic 032	88.76	Topic 045	0.12
Topic 033	0.64	Topic 046	0.59
Topic 034	25.65	Topic 047	12.68
Topic 035	2.07	Topic 048	80.50
Topic 036	0.00	Topic 049	26.67
Topic 037	12.41	Topic 050	0.10
Topic 038	1.75		



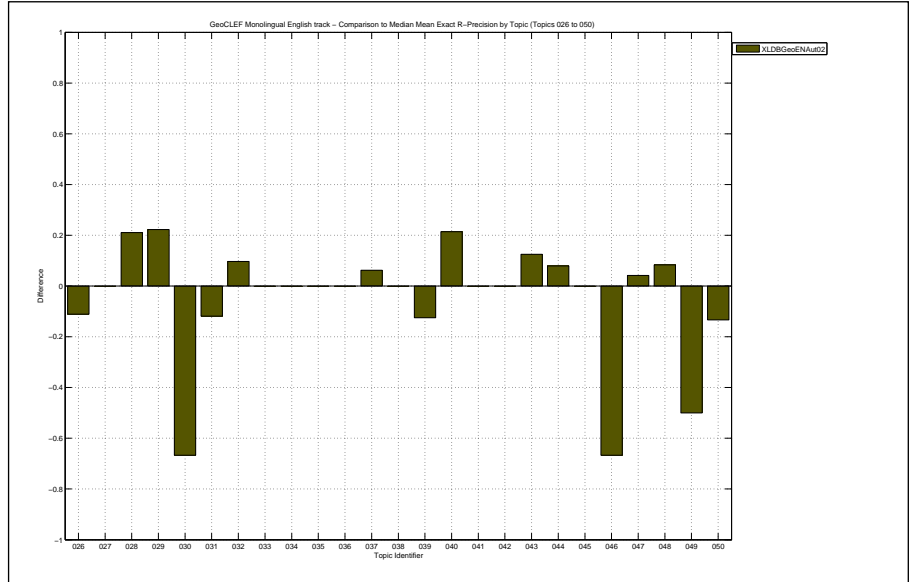
Docs Cutoff Levels	Precision at DCL (%)
5 docs	20.80
10 docs	18.00
15 docs	17.07
20 docs	15.60
30 docs	14.40
100 docs	7.28
200 docs	4.40
500 docs	2.18
1000 docs	1.20
R-Precision (precision after R document retrieved, where R = Relevant retrieved)	
	15.28



Exact R-Precision	
Maximum	0.8387
Minimum	0.0000
First Quartile	0.0000
Second Quartile	0.0526
Third Quartile	0.2566
Interquartile range	0.2566
Mean	0.1528
Standard Deviation	0.2334
Lower Outlier Threshold	0.0000
Upper Outlier Threshold	0.4286
Mean With No Outliers	0.0970
Std With No Outliers	0.1362

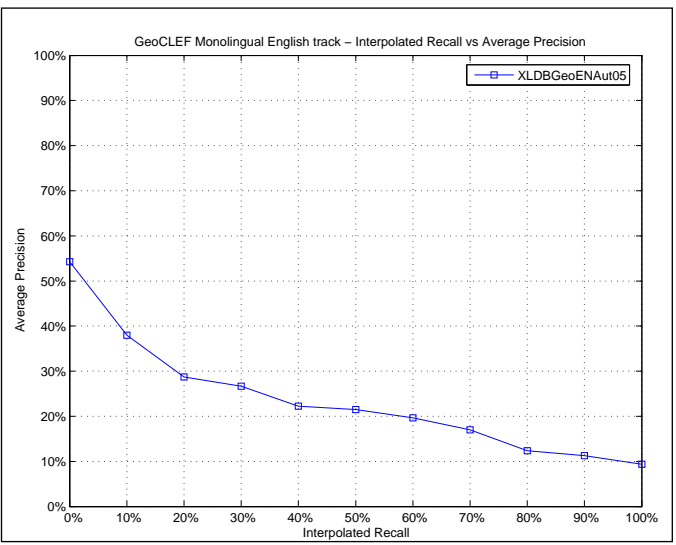


Precision averages (%) for individual queries			
Topic 026	0.00	Topic 039	6.25
Topic 027	5.26	Topic 040	42.86
Topic 028	31.58	Topic 041	0.00
Topic 029	33.33	Topic 042	0.00
Topic 030	0.00	Topic 043	12.50
Topic 031	13.56	Topic 044	23.68
Topic 032	83.87	Topic 045	0.00
Topic 033	0.00	Topic 046	0.00
Topic 034	33.33	Topic 047	8.33
Topic 035	0.00	Topic 048	75.00
Topic 036	0.00	Topic 049	0.00
Topic 037	12.50	Topic 050	0.00
Topic 038	0.00		

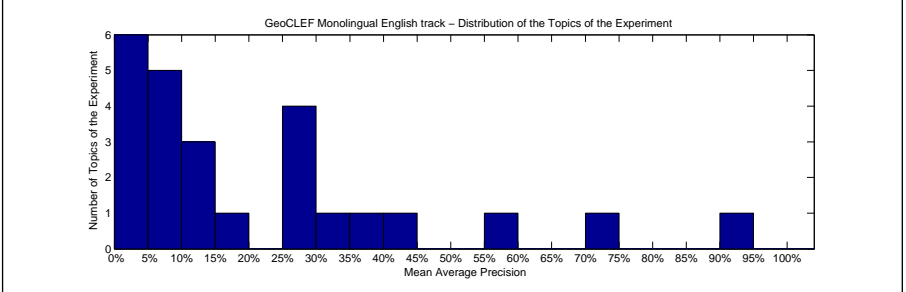
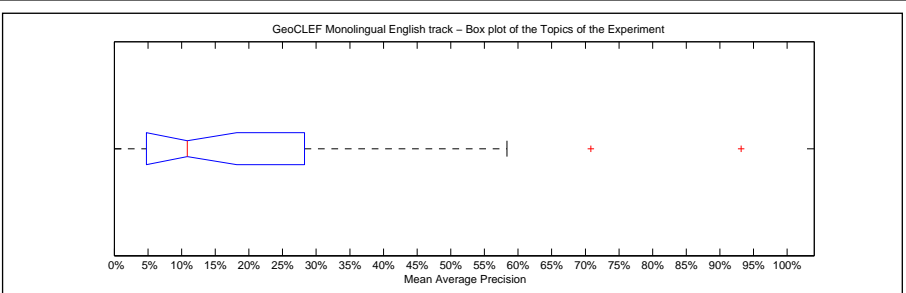


Overall statistics for 25 queries :		Priority	3
Total number of documents over all queries		Query Construction	AUTOMATIC
Retrieved	10,652	Source Language	English
Relevant	378	Topic Fields	title, description
Relevant retrieved	260	Pooled	false
Geometric Mean Average Precision		topic 16 QE terms expansion, top-20k docs, scope expansion to 10 scopes	
Binary Preference (BPREF)		0.1994	

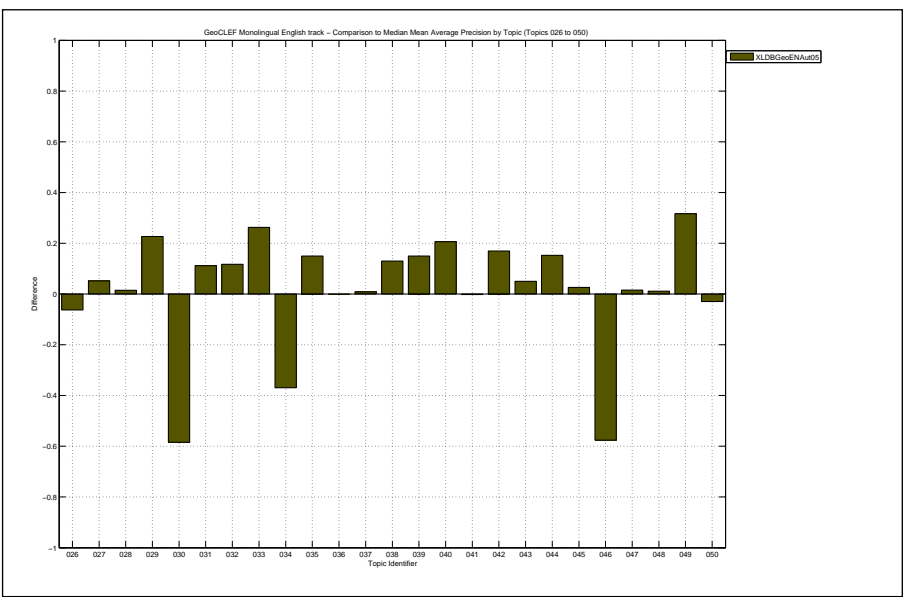
Interploated Recall (%)	Precision Averages (%)
0	54.28
10	37.95
20	28.74
30	26.64
40	22.26
50	21.51
60	19.68
70	17.01
80	12.35
90	11.28
100	9.39
Average precision (non-interpolated) for all relevant documents (averaged over queries)	
21.45	



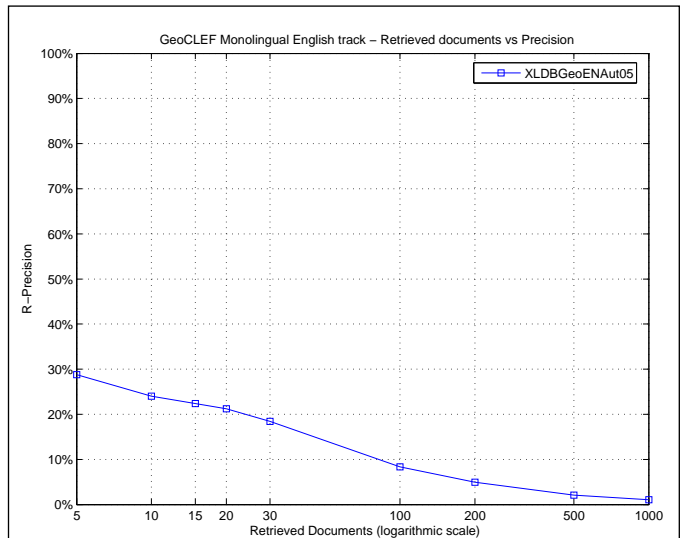
Mean Average Precision	
Maximum	0.9317
Minimum	0.0000
First Quartile	0.0479
Second Quartile	0.1083
Third Quartile	0.2828
Interquartile range	0.2349
Mean	0.2145
Standard Deviation	0.2387
Lower Outlier Threshold	0.0000
Upper Outlier Threshold	0.5833
Mean With No Outliers	0.1618
Std With No Outliers	0.1575



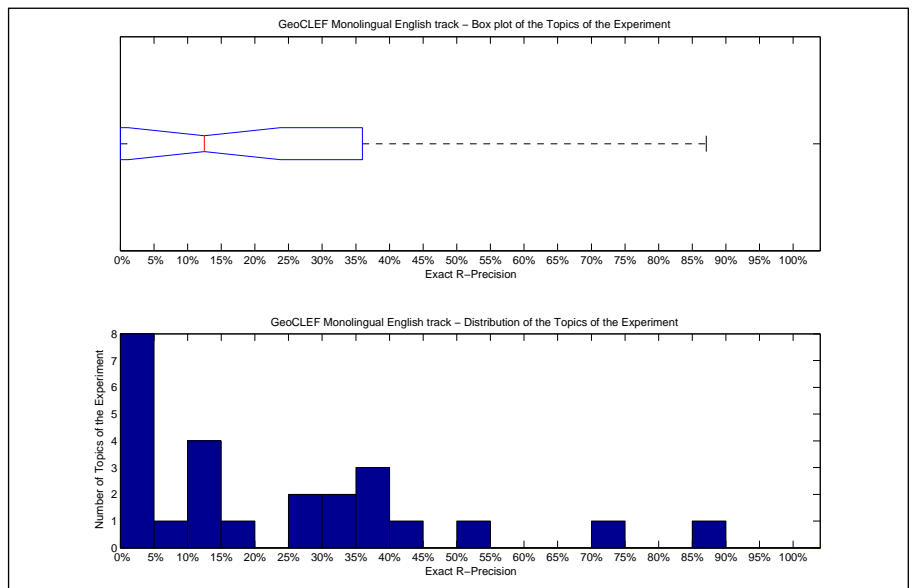
Precision averages (%) for individual queries			
Topic 026	3.67	Topic 039	26.18
Topic 027	7.89	Topic 040	42.41
Topic 028	6.58	Topic 041	0.00
Topic 029	33.12	Topic 042	26.67
Topic 030	1.42	Topic 043	5.84
Topic 031	37.25	Topic 044	25.95
Topic 032	93.17	Topic 045	10.83
Topic 033	26.65	Topic 046	9.26
Topic 034	0.00	Topic 047	5.17
Topic 035	17.73	Topic 048	70.83
Topic 036	0.00	Topic 049	58.33
Topic 037	2.71	Topic 050	10.24
Topic 038	14.29		



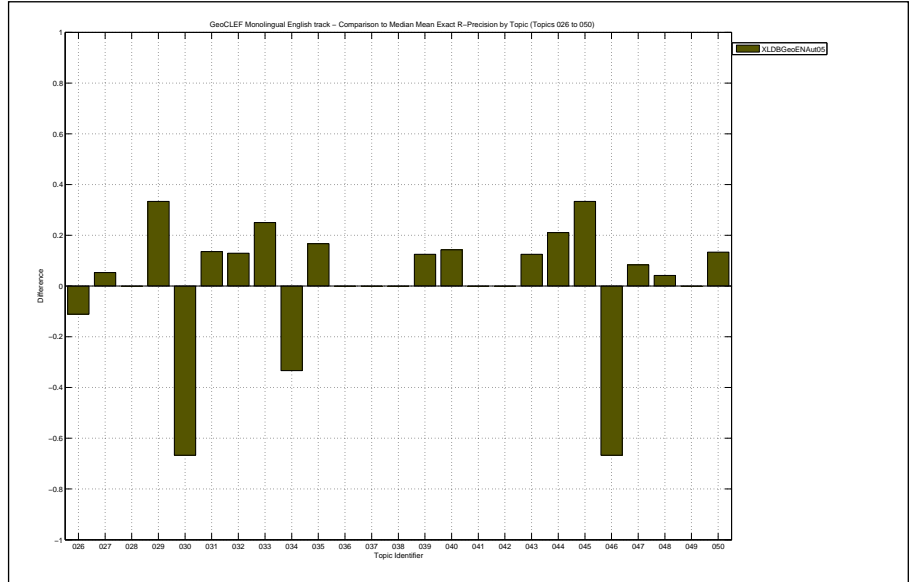
Docs Cutoff Levels	Precision at DCL (%)
5 docs	28.80
10 docs	24.00
15 docs	22.40
20 docs	21.20
30 docs	18.40
100 docs	8.36
200 docs	4.94
500 docs	2.08
1000 docs	1.04
R-Precision (precision after R document retrieved, where R = Relevant retrieved)	
	21.97



Exact R-Precision	
Maximum	0.8710
Minimum	0.0000
First Quartile	0.0000
Second Quartile	0.1250
Third Quartile	0.3600
Interquartile range	0.3600
Mean	0.2197
Standard Deviation	0.2367
Lower Outlier Threshold	0.0000
Upper Outlier Threshold	0.8710
Mean With No Outliers	0.2197
Std With No Outliers	0.2367



Precision averages (%) for individual queries			
Topic 026	0.00	Topic 039	31.25
Topic 027	10.53	Topic 040	35.71
Topic 028	10.53	Topic 041	0.00
Topic 029	44.44	Topic 042	0.00
Topic 030	0.00	Topic 043	12.50
Topic 031	38.98	Topic 044	36.84
Topic 032	87.10	Topic 045	33.33
Topic 033	25.00	Topic 046	0.00
Topic 034	0.00	Topic 047	12.50
Topic 035	16.67	Topic 048	70.83
Topic 036	0.00	Topic 049	50.00
Topic 037	6.25	Topic 050	26.67
Topic 038	0.00		



Overall statistics for 25 queries :	
Total number of documents over all queries	
Retrieved	3,324
Relevant	378
Relevant retrieved	192
Geometric Mean Average Precision	0.0654
Binary Preference (BPREF)	0.3142

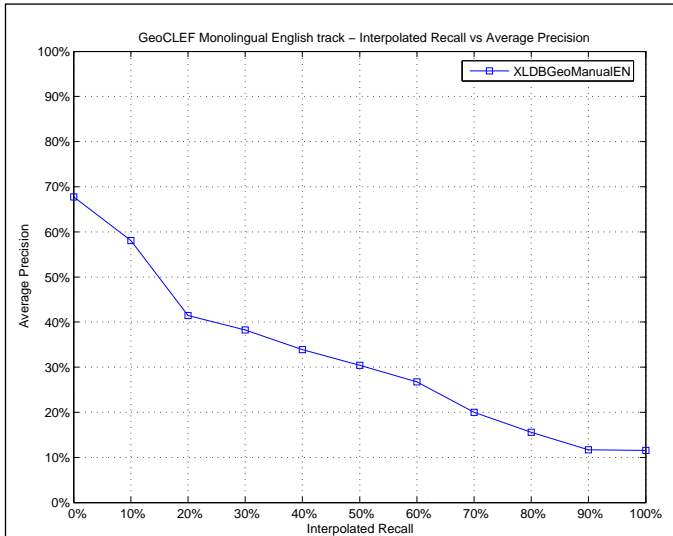
Priority	5
Query Construction	MANUAL
Source Language	English
Topic Fields	title, description
Pooled	false

Manual Query

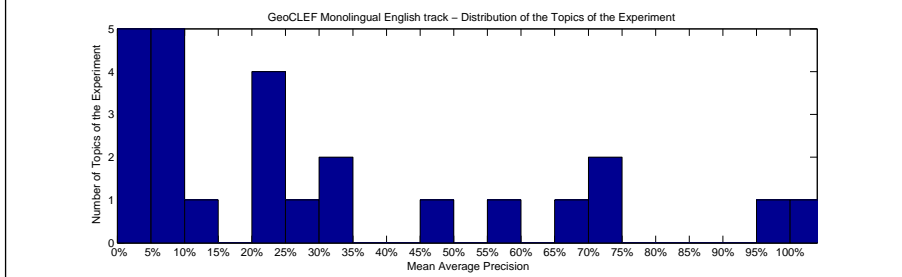
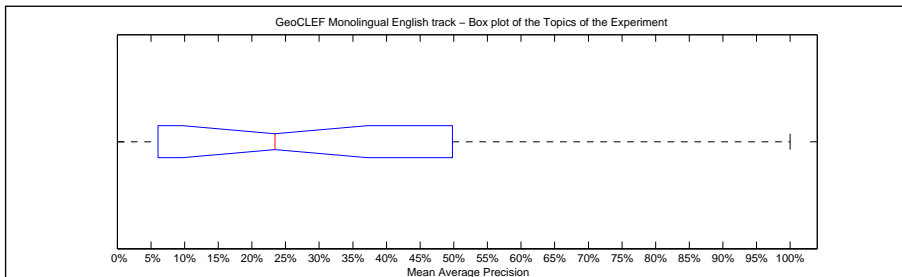
Interploated Recall (%)	Precision Averages (%)
0	67.72
10	58.07
20	41.48
30	38.22
40	33.87
50	30.42
60	26.73
70	19.99
80	15.56
90	11.70
100	11.58

Average precision (non-interpolated) for all relevant documents (averaged over queries)

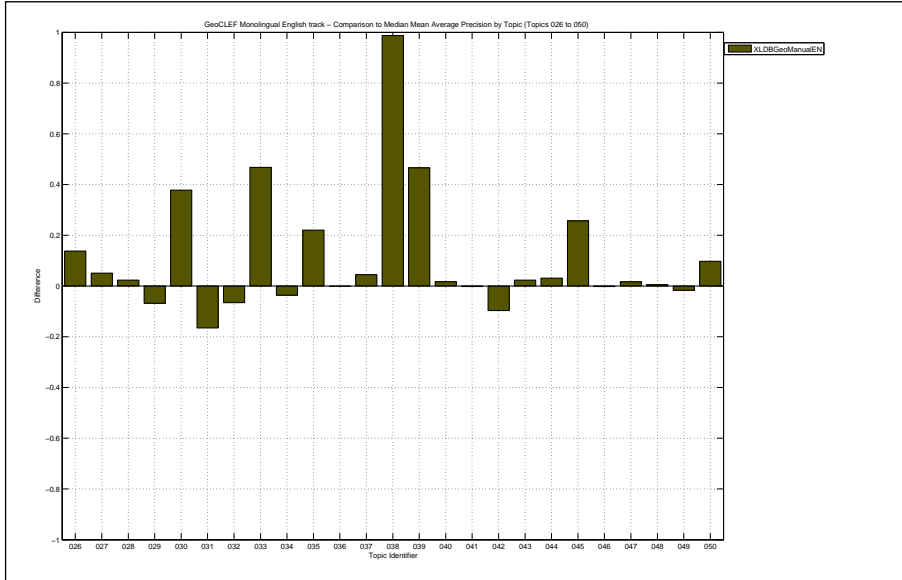
30.34



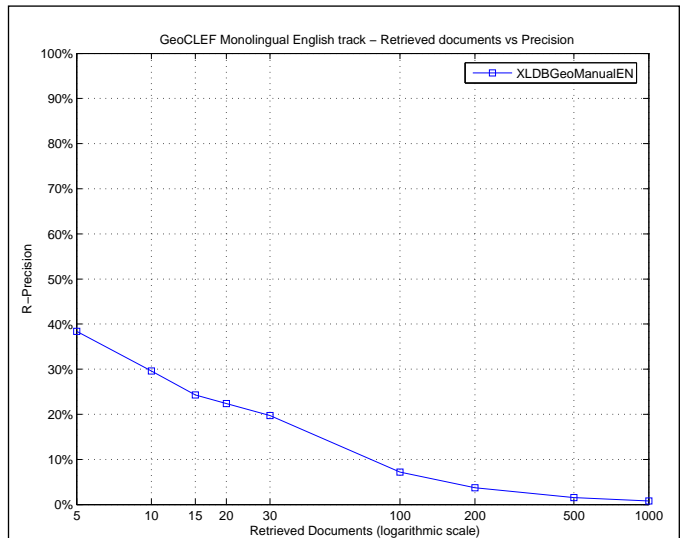
Mean Average Precision	
Maximum	1.0000
Minimum	0.0000
First Quartile	0.0604
Second Quartile	0.2343
Third Quartile	0.4979
Interquartile range	0.4375
Mean	0.3034
Standard Deviation	0.3075
Lower Outlier Threshold	0.0000
Upper Outlier Threshold	1.0000
Mean With No Outliers	0.3034
Std With No Outliers	0.3075



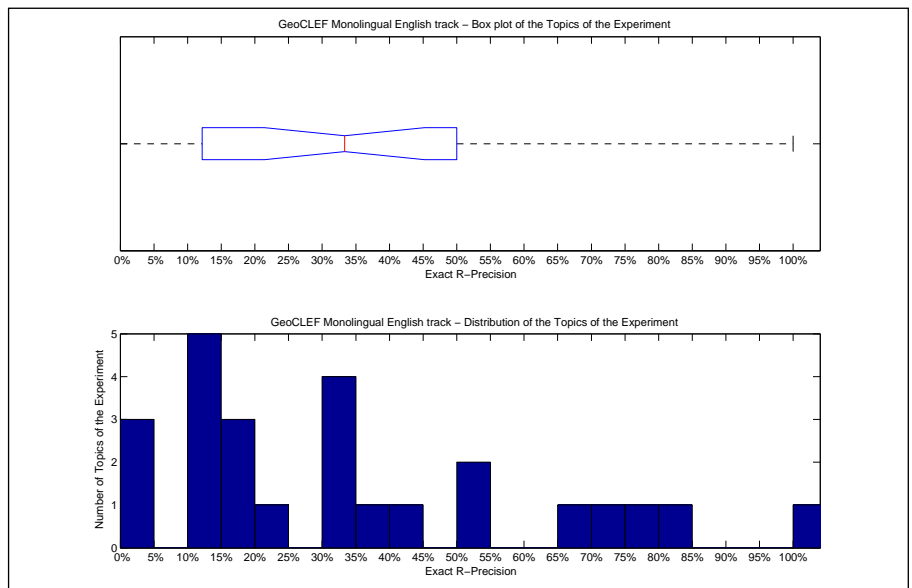
Precision averages (%) for individual queries			
Topic 026	23.77	Topic 039	57.78
Topic 027	7.82	Topic 040	23.43
Topic 028	7.41	Topic 041	0.00
Topic 029	3.70	Topic 042	0.00
Topic 030	97.62	Topic 043	3.12
Topic 031	9.60	Topic 044	13.79
Topic 032	74.88	Topic 045	33.88
Topic 033	47.13	Topic 046	66.67
Topic 034	33.33	Topic 047	5.29
Topic 035	24.83	Topic 048	70.23
Topic 036	0.00	Topic 049	25.00
Topic 037	6.29	Topic 050	23.00
Topic 038	100.00		



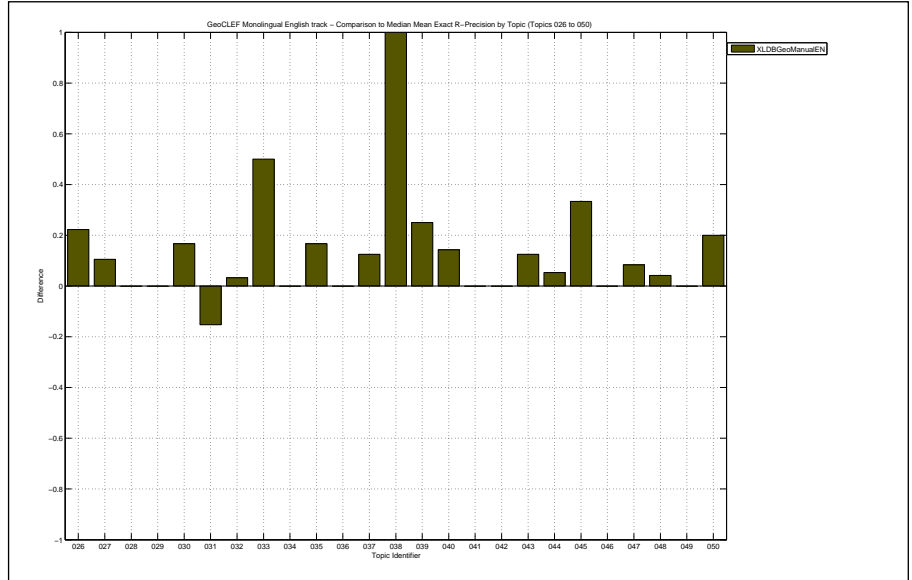
Docs Cutoff Levels	Precision at DCL (%)
5 docs	38.40
10 docs	29.60
15 docs	24.27
20 docs	22.40
30 docs	19.73
100 docs	7.20
200 docs	3.70
500 docs	1.53
1000 docs	0.77
R-Precision (precision after R document retrieved, where R = Relevant retrieved)	
	33.60



Exact R-Precision	
Maximum	1.0000
Minimum	0.0000
First Quartile	0.1215
Second Quartile	0.3333
Third Quartile	0.5000
Interquartile range	0.3785
Mean	0.3360
Standard Deviation	0.2797
Lower Outlier Threshold	0.0000
Upper Outlier Threshold	1.0000
Mean With No Outliers	0.3360
Std With No Outliers	0.2797



Precision averages (%) for individual queries			
Topic 026	33.33	Topic 039	43.75
Topic 027	15.79	Topic 040	35.71
Topic 028	10.53	Topic 041	0.00
Topic 029	11.11	Topic 042	0.00
Topic 030	83.33	Topic 043	12.50
Topic 031	10.17	Topic 044	21.05
Topic 032	77.42	Topic 045	33.33
Topic 033	50.00	Topic 046	66.67
Topic 034	33.33	Topic 047	12.50
Topic 035	16.67	Topic 048	70.83
Topic 036	0.00	Topic 049	50.00
Topic 037	18.75	Topic 050	33.33
Topic 038	100.00		



Overall statistics for 25 queries :	
Total number of documents over all queries	
Retrieved	21,228
Relevant	363
Relevant retrieved	240
Geometric Mean Average Precision	0.0235
Binary Preference (BPREF)	0.1912

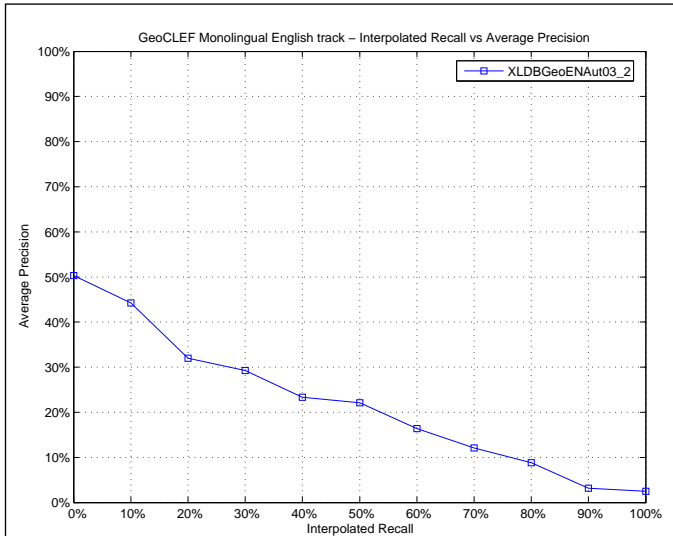
Priority	1
Query Construction	AUTOMATIC
Source Language	English
Topic Fields	title, description
Pooled	true

XLDBGeoENAut03 run, improved

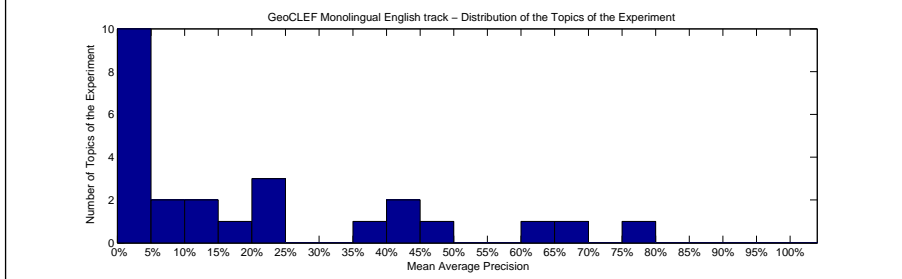
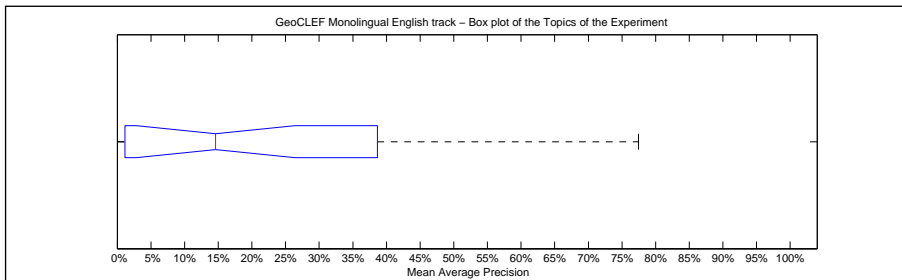
Interploated Recall (%)	Precision Averages (%)
0	50.31
10	44.28
20	31.97
30	29.25
40	23.36
50	22.07
60	16.40
70	12.12
80	8.85
90	3.17
100	2.46

Average precision (non-interpolated) for all relevant documents (averaged over queries)

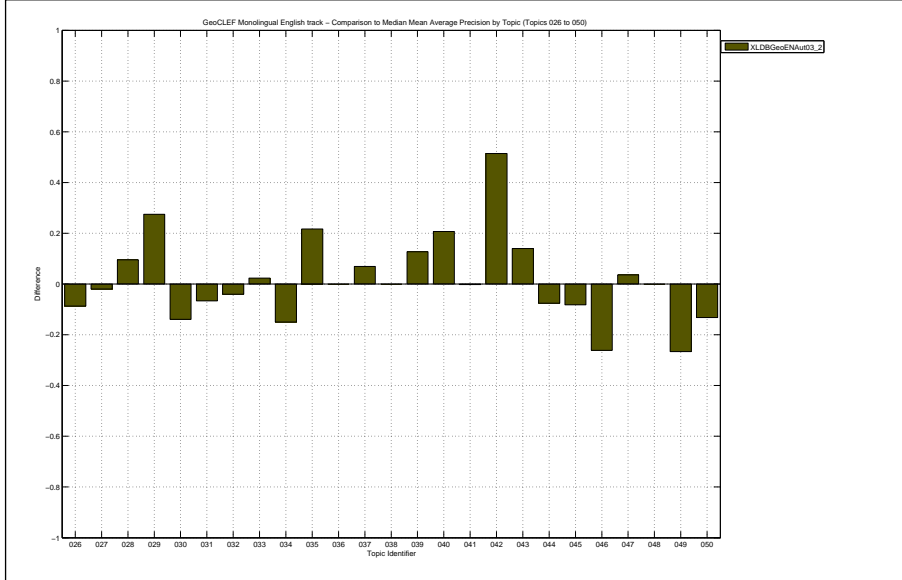
20.79



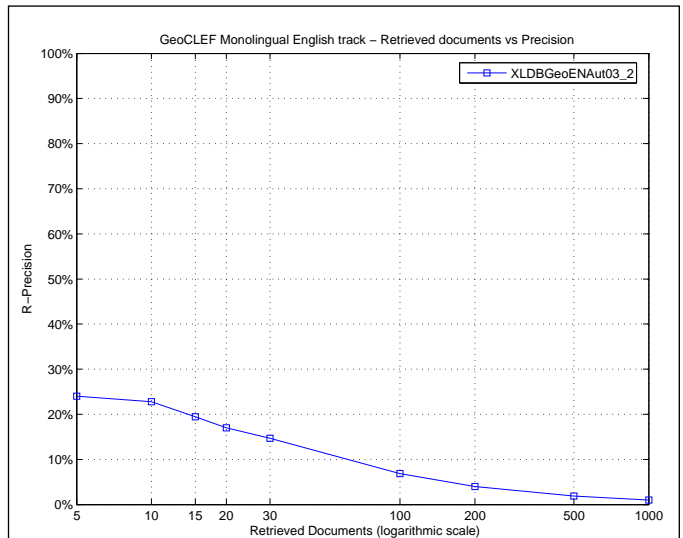
Mean Average Precision	
Maximum	0.7746
Minimum	0.0000
First Quartile	0.0114
Second Quartile	0.1462
Third Quartile	0.3866
Interquartile range	0.3752
Mean	0.2079
Standard Deviation	0.2365
Lower Outlier Threshold	0.0000
Upper Outlier Threshold	0.7746
Mean With No Outliers	0.2079
Std With No Outliers	0.2365



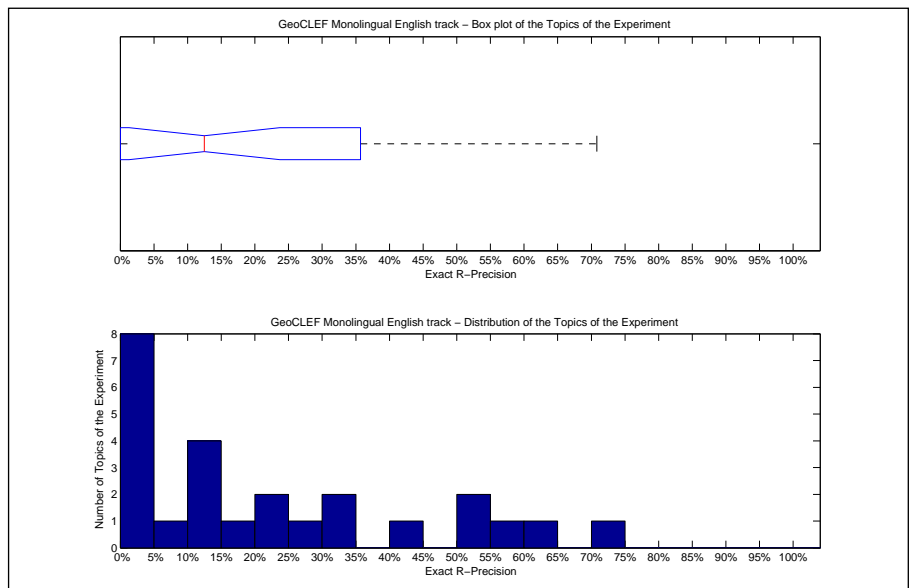
Precision averages (%) for individual queries			
Topic 026	1.29	Topic 039	23.93
Topic 027	0.72	Topic 040	42.47
Topic 028	14.62	Topic 041	0.00
Topic 029	37.96	Topic 042	61.11
Topic 030	45.91	Topic 043	14.83
Topic 031	19.48	Topic 044	3.12
Topic 032	77.46	Topic 045	0.05
Topic 033	2.65	Topic 046	40.74
Topic 034	21.98	Topic 047	7.23
Topic 035	24.47	Topic 048	69.73
Topic 036	0.00	Topic 049	0.00
Topic 037	8.74	Topic 050	0.00
Topic 038	1.28		



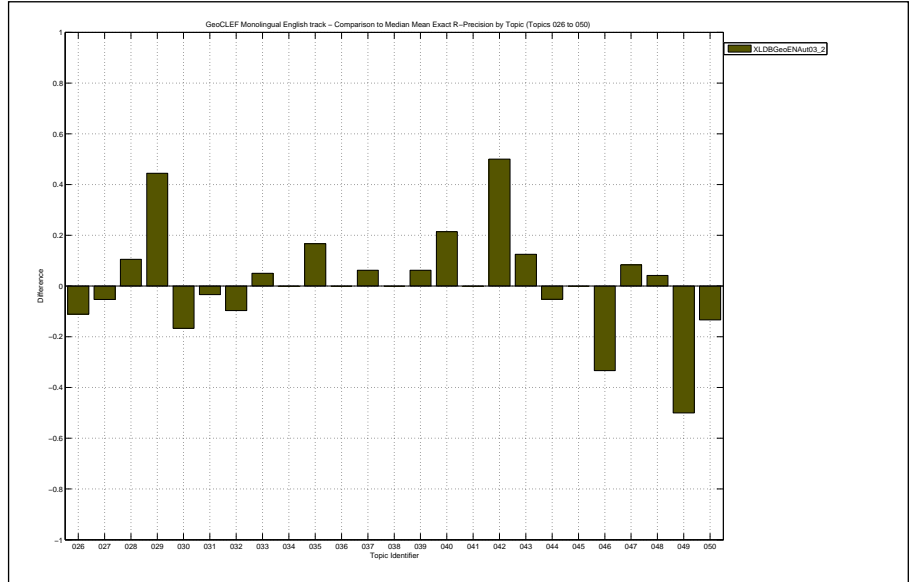
Docs Cutoff Levels	Precision at DCL (%)
5 docs	24.00
10 docs	22.80
15 docs	19.47
20 docs	17.00
30 docs	14.67
100 docs	6.84
200 docs	4.00
500 docs	1.86
1000 docs	0.96
R-Precision (precision after R document retrieved, where R = Relevant retrieved)	
	21.53



Exact R-Precision	
Maximum	0.7083
Minimum	0.0000
First Quartile	0.0000
Second Quartile	0.1250
Third Quartile	0.3571
Interquartile range	0.3571
Mean	0.2153
Standard Deviation	0.2252
Lower Outlier Threshold	0.0000
Upper Outlier Threshold	0.7083
Mean With No Outliers	0.2153
Std With No Outliers	0.2252



Precision averages (%) for individual queries			
Topic 026	0.00	Topic 039	25.00
Topic 027	0.00	Topic 040	42.86
Topic 028	21.05	Topic 041	0.00
Topic 029	55.56	Topic 042	50.00
Topic 030	50.00	Topic 043	12.50
Topic 031	22.03	Topic 044	10.53
Topic 032	64.52	Topic 045	0.00
Topic 033	5.00	Topic 046	33.33
Topic 034	33.33	Topic 047	12.50
Topic 035	16.67	Topic 048	70.83
Topic 036	0.00	Topic 049	0.00
Topic 037	12.50	Topic 050	0.00
Topic 038	0.00		

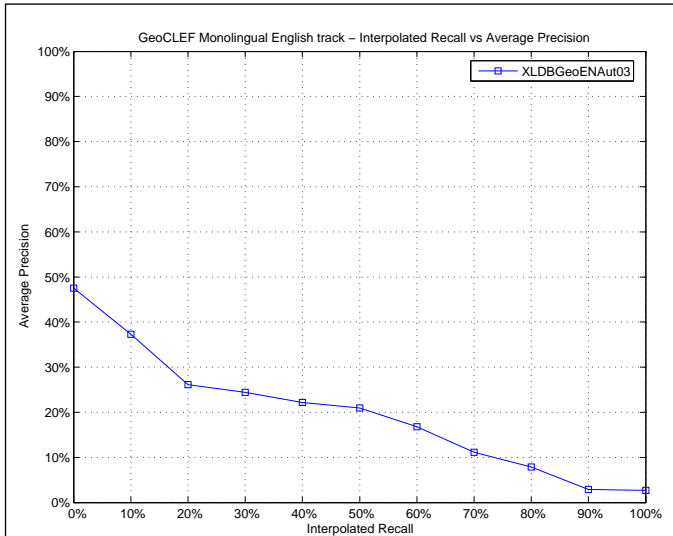




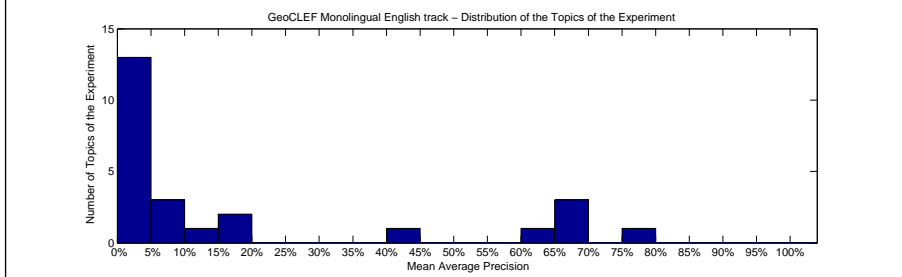
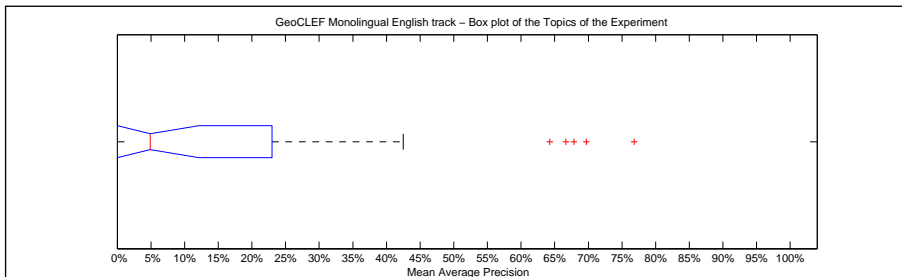
Overall statistics for 25 queries :	
Total number of documents over all queries	
Retrieved	21,937
Relevant	378
Relevant retrieved	151
Geometric Mean Average Precision	0.0096
Binary Preference (BPREF)	0.1812

Priority	2
Query Construction	AUTOMATIC
Source Language	English
Topic Fields	title, description
Pooled	true
Run with geosim, final correction	

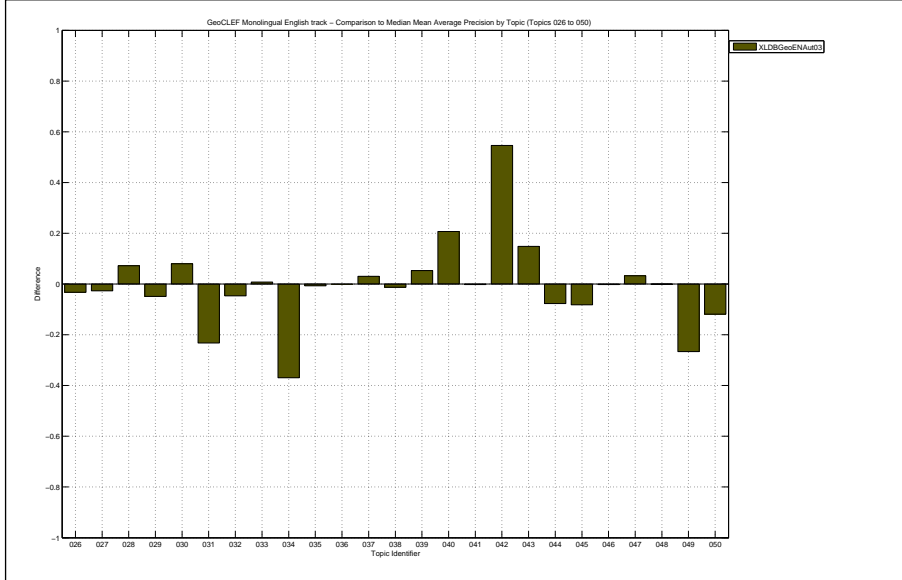
Interploated Recall (%)	Precision Averages (%)
0	47.52
10	37.27
20	26.16
30	24.45
40	22.20
50	20.92
60	16.77
70	11.11
80	7.87
90	2.91
100	2.72
Average precision (non-interpolated) for all relevant documents (averaged over queries)	
	18.67



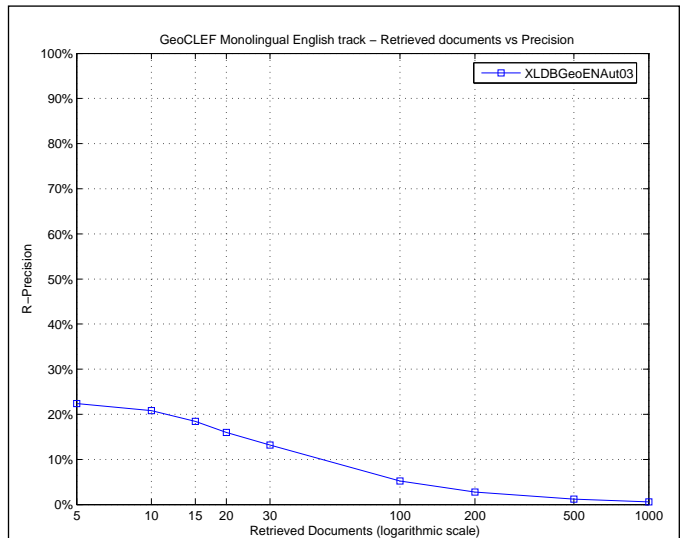
Mean Average Precision	
Maximum	0.7681
Minimum	0.0000
First Quartile	0.0004
Second Quartile	0.0490
Third Quartile	0.2300
Interquartile range	0.2296
Mean	0.1867
Standard Deviation	0.2728
Lower Outlier Threshold	0.0000
Upper Outlier Threshold	0.4247
Mean With No Outliers	0.0608
Std With No Outliers	0.1002



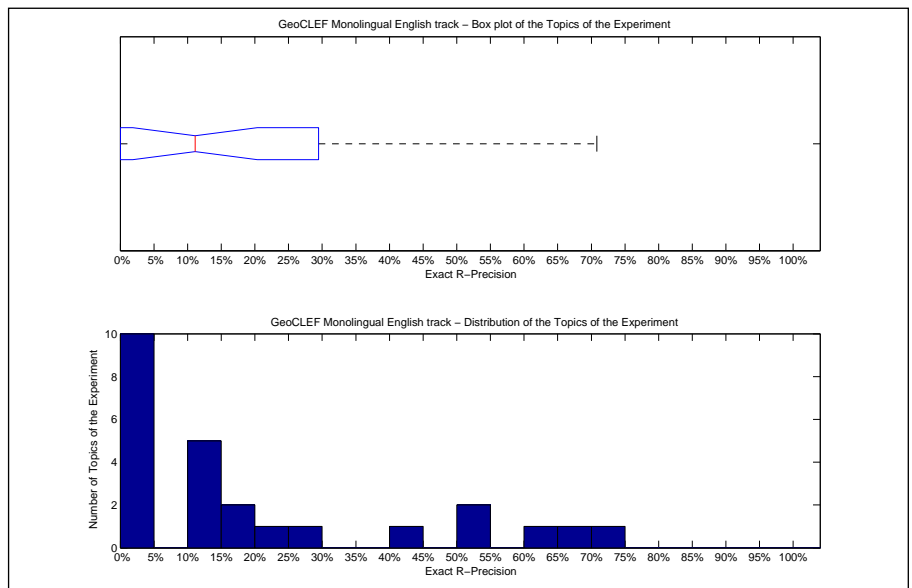
Precision averages (%) for individual queries			
Topic 026	6.72	Topic 039	16.51
Topic 027	0.00	Topic 040	42.47
Topic 028	12.31	Topic 041	0.00
Topic 029	5.56	Topic 042	64.29
Topic 030	67.86	Topic 043	15.63
Topic 031	2.88	Topic 044	3.03
Topic 032	76.81	Topic 045	0.05
Topic 033	1.12	Topic 046	66.67
Topic 034	0.00	Topic 047	6.90
Topic 035	2.08	Topic 048	69.68
Topic 036	0.00	Topic 049	0.00
Topic 037	4.90	Topic 050	1.39
Topic 038	0.00		



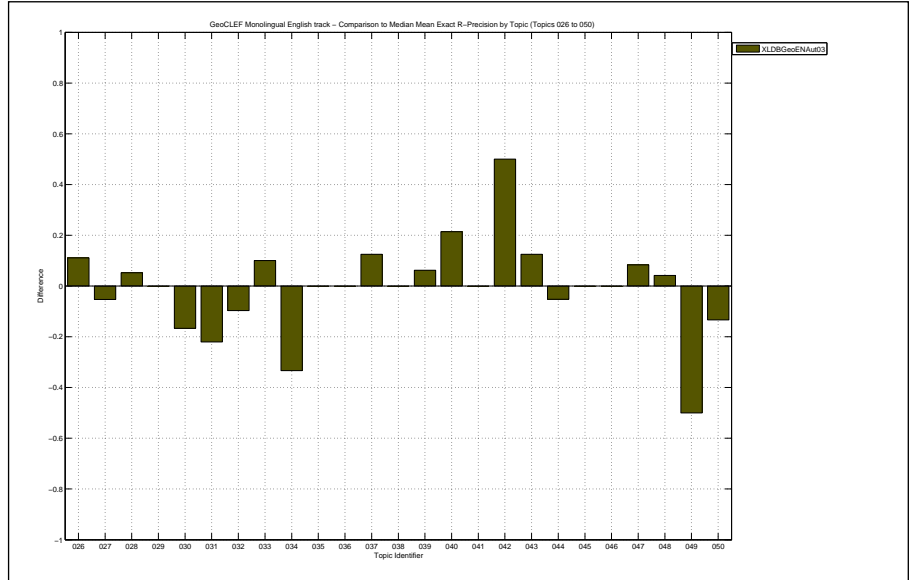
Docs Cutoff Levels	Precision at DCL (%)
5 docs	22.40
10 docs	20.80
15 docs	18.40
20 docs	16.00
30 docs	13.20
100 docs	5.24
200 docs	2.76
500 docs	1.19
1000 docs	0.60
R-Precision (precision after R document retrieved, where R = Relevant retrieved)	
	19.47



Exact R-Precision	
Maximum	0.7083
Minimum	0.0000
First Quartile	0.0000
Second Quartile	0.1111
Third Quartile	0.2946
Interquartile range	0.2946
Mean	0.1947
Standard Deviation	0.2360
Lower Outlier Threshold	0.0000
Upper Outlier Threshold	0.7083
Mean With No Outliers	0.1947
Std With No Outliers	0.2360



Precision averages (%) for individual queries			
Topic 026	22.22	Topic 039	25.00
Topic 027	0.00	Topic 040	42.86
Topic 028	15.79	Topic 041	0.00
Topic 029	11.11	Topic 042	50.00
Topic 030	50.00	Topic 043	12.50
Topic 031	3.39	Topic 044	10.53
Topic 032	64.52	Topic 045	0.00
Topic 033	10.00	Topic 046	66.67
Topic 034	0.00	Topic 047	12.50
Topic 035	0.00	Topic 048	70.83
Topic 036	0.00	Topic 049	0.00
Topic 037	18.75	Topic 050	0.00
Topic 038	0.00		



Overall statistics for 25 queries :	
Total number of documents over all queries	
Retrieved	25,000
Relevant	2,054
Relevant retrieved	1,819
Geometric Mean Average Precision	0.2182
Binary Preference (BPREF)	0.3665

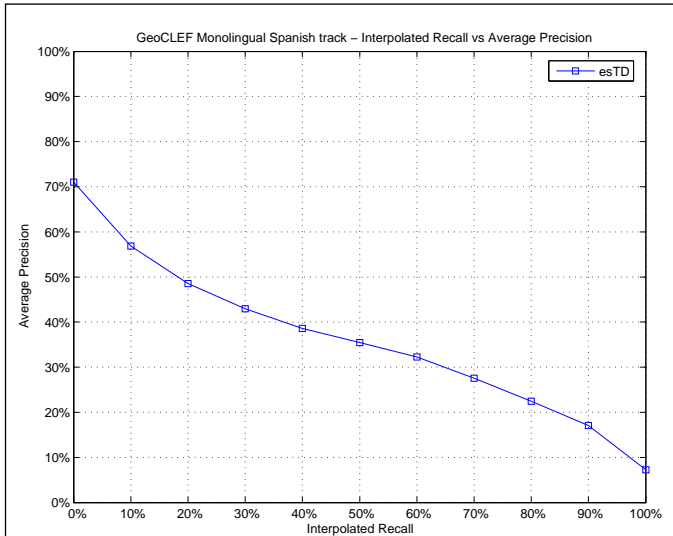
Priority	3
Query Construction	AUTOMATIC
Source Language	Spanish; Castilian
Topic Fields	title, description
Pooled	true

Title and Description

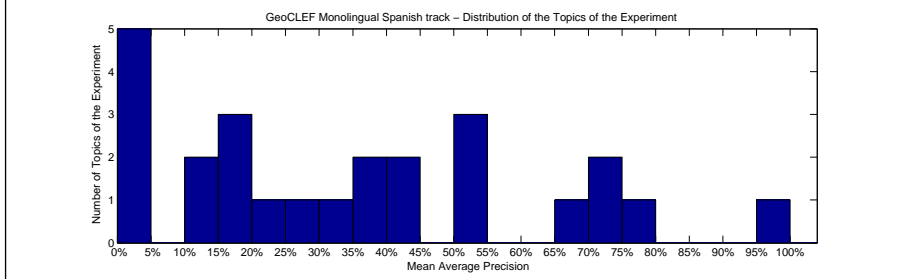
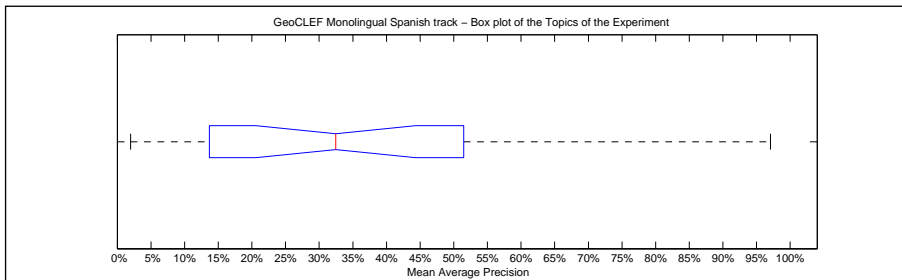
Interploated Recall (%)	Precision Averages (%)
0	71.04
10	56.86
20	48.51
30	42.92
40	38.60
50	35.48
60	32.23
70	27.55
80	22.42
90	17.08
100	7.26

Average precision (non-interpolated) for all relevant documents (averaged over queries)

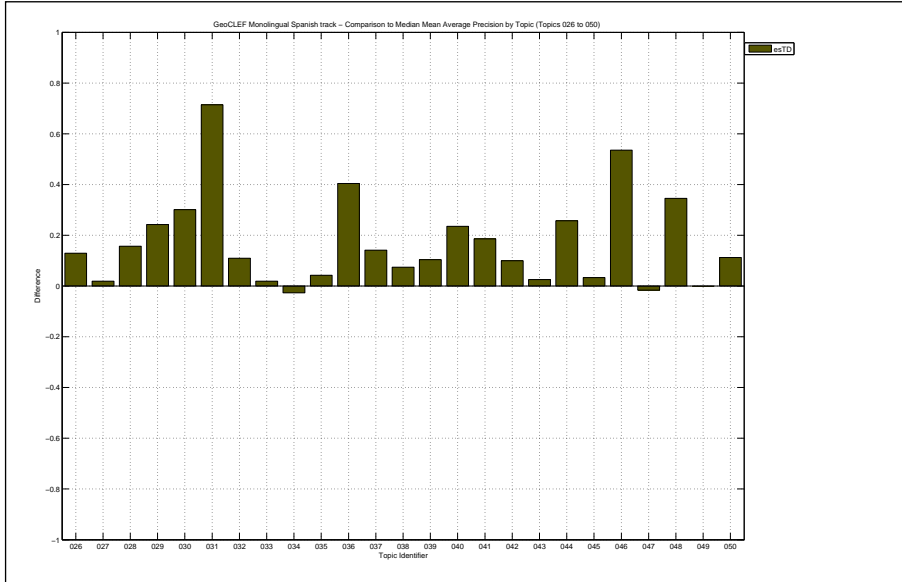
35.08



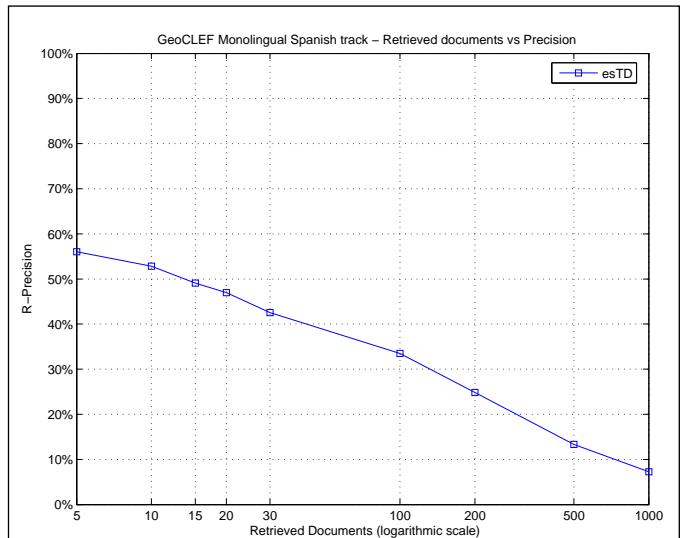
Mean Average Precision	
Maximum	0.9708
Minimum	0.0197
First Quartile	0.1368
Second Quartile	0.3246
Third Quartile	0.5148
Interquartile range	0.3779
Mean	0.3508
Standard Deviation	0.2744
Lower Outlier Threshold	0.0197
Upper Outlier Threshold	0.9708
Mean With No Outliers	0.3508
Std With No Outliers	0.2744



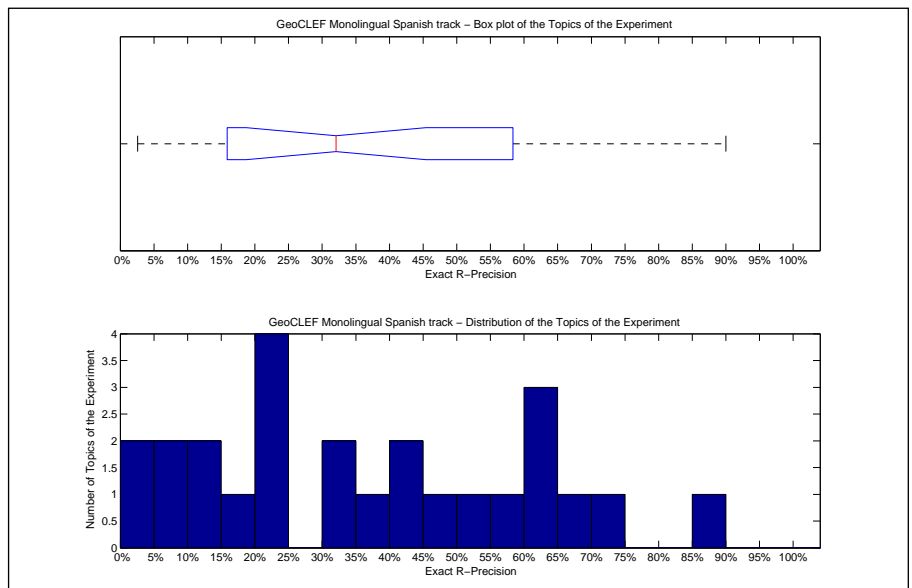
Precision averages (%) for individual queries			
Topic 026	14.66	Topic 039	32.46
Topic 027	2.89	Topic 040	77.64
Topic 028	39.37	Topic 041	38.78
Topic 029	51.80	Topic 042	28.32
Topic 030	44.99	Topic 043	3.88
Topic 031	72.52	Topic 044	40.33
Topic 032	97.08	Topic 045	4.27
Topic 033	1.97	Topic 046	66.67
Topic 034	15.65	Topic 047	2.46
Topic 035	16.45	Topic 048	74.87
Topic 036	51.37	Topic 049	50.89
Topic 037	21.59	Topic 050	15.37
Topic 038	10.76		



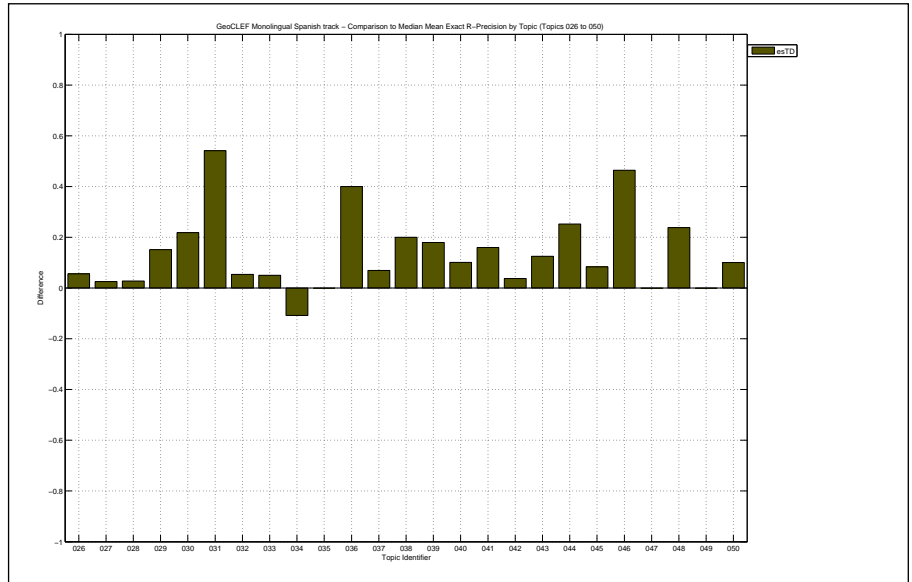
Docs Cutoff Levels	Precision at DCL (%)
5 docs	56.00
10 docs	52.80
15 docs	49.07
20 docs	47.00
30 docs	42.53
100 docs	33.48
200 docs	24.80
500 docs	13.30
1000 docs	7.28
R-Precision (precision after R document retrieved, where R = Relevant retrieved)	
	35.83



Exact R-Precision	
Maximum	0.9000
Minimum	0.0256
First Quartile	0.1588
Second Quartile	0.3208
Third Quartile	0.5836
Interquartile range	0.4248
Mean	0.3583
Standard Deviation	0.2414
Lower Outlier Threshold	0.0256
Upper Outlier Threshold	0.9000
Mean With No Outliers	0.3583
Std With No Outliers	0.2414



Precision averages (%) for individual queries			
Topic 026	16.67	Topic 039	38.81
Topic 027	2.56	Topic 040	70.50
Topic 028	30.56	Topic 041	40.00
Topic 029	57.58	Topic 042	32.08
Topic 030	43.05	Topic 043	12.50
Topic 031	61.18	Topic 044	46.60
Topic 032	90.00	Topic 045	8.33
Topic 033	6.00	Topic 046	60.71
Topic 034	13.51	Topic 047	3.39
Topic 035	21.05	Topic 048	66.04
Topic 036	60.91	Topic 049	51.15
Topic 037	20.69	Topic 050	22.00
Topic 038	20.00		

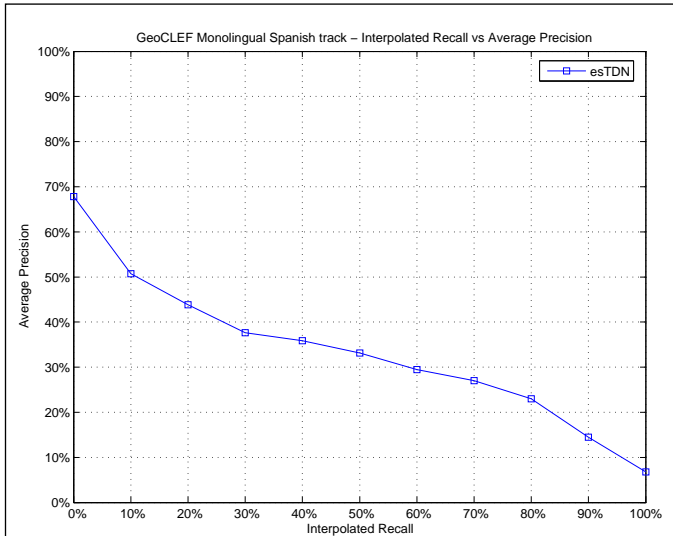


Overall statistics for 25 queries :	
Total number of documents over all queries	
Retrieved	25,000
Relevant	2,054
Relevant retrieved	1,733
Geometric Mean Average Precision	0.0962
Binary Preference (BPREF)	0.3400

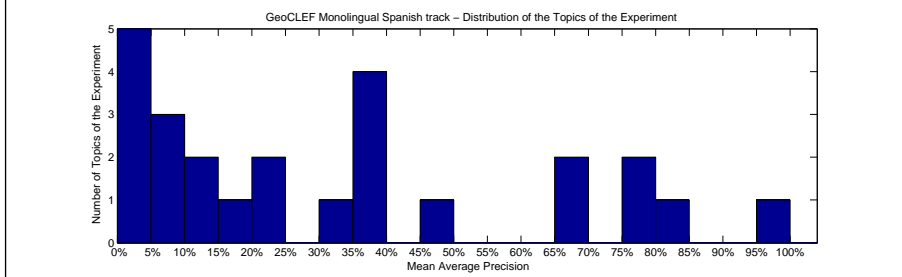
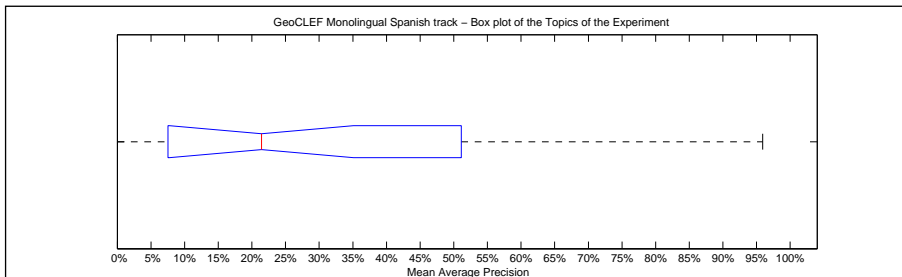
Priority	2
Query Construction	AUTOMATIC
Source Language	Spanish; Castilian
Topic Fields	title, description
Pooled	true

Title, Description and Narrative

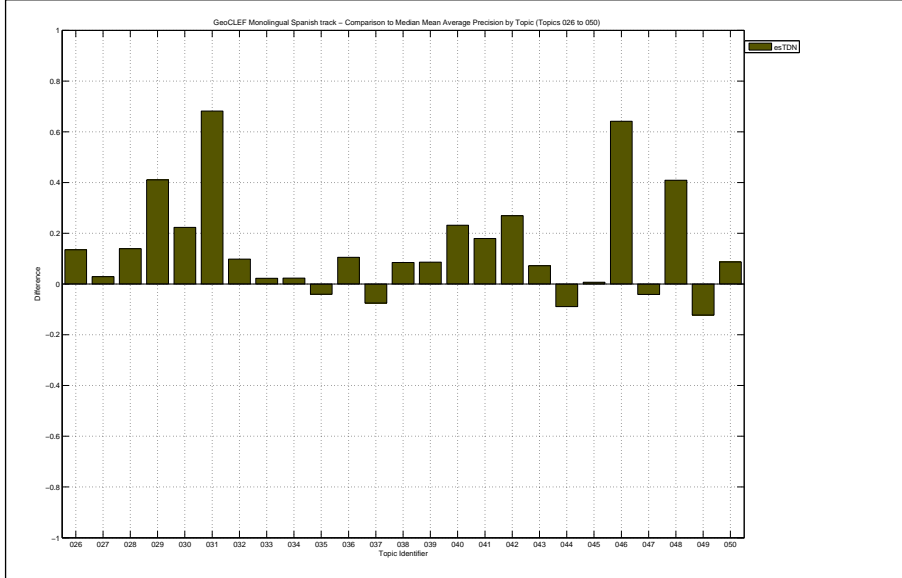
Interploated Recall (%)	Precision Averages (%)
0	67.84
10	50.74
20	43.80
30	37.61
40	35.84
50	33.16
60	29.49
70	27.03
80	23.01
90	14.50
100	6.75
Average precision (non-interpolated) for all relevant documents (averaged over queries)	
	32.37



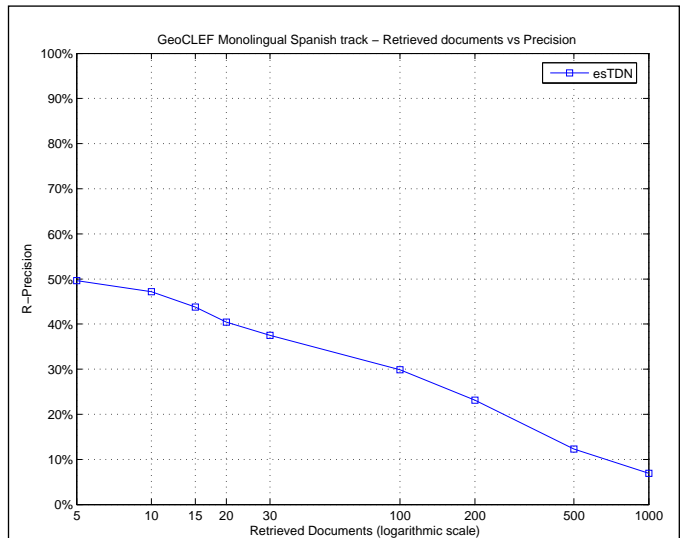
Mean Average Precision	
Maximum	0.9591
Minimum	0.0000
First Quartile	0.0755
Second Quartile	0.2143
Third Quartile	0.5113
Interquartile range	0.4358
Mean	0.3237
Standard Deviation	0.2986
Lower Outlier Threshold	0.0000
Upper Outlier Threshold	0.9591
Mean With No Outliers	0.3237
Std With No Outliers	0.2986



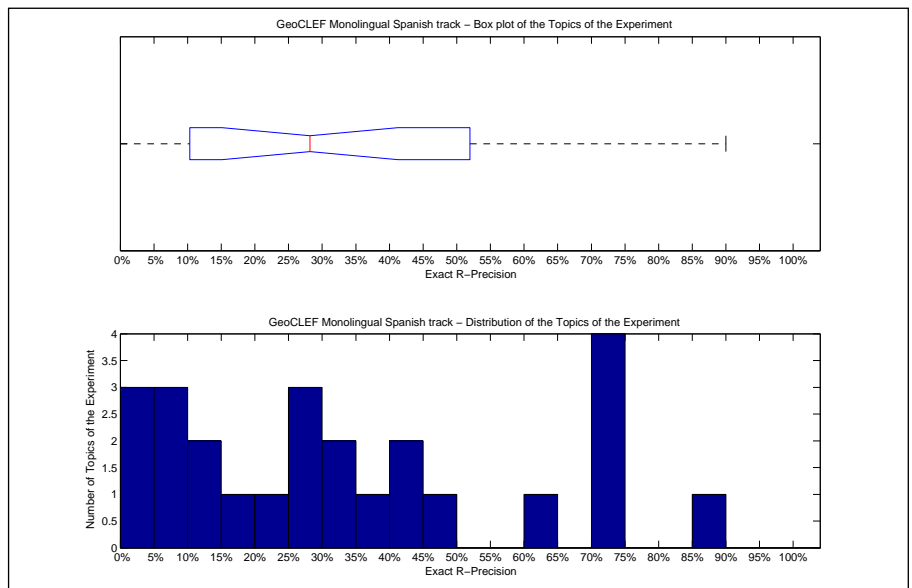
Precision averages (%) for individual queries			
Topic 026	15.18	Topic 039	30.75
Topic 027	3.89	Topic 040	77.24
Topic 028	37.65	Topic 041	38.12
Topic 029	68.63	Topic 042	45.30
Topic 030	37.18	Topic 043	8.54
Topic 031	69.22	Topic 044	5.69
Topic 032	95.91	Topic 045	1.66
Topic 033	2.31	Topic 046	77.26
Topic 034	20.67	Topic 047	0.00
Topic 035	8.17	Topic 048	81.18
Topic 036	21.43	Topic 049	38.69
Topic 037	0.00	Topic 050	12.85
Topic 038	11.78		



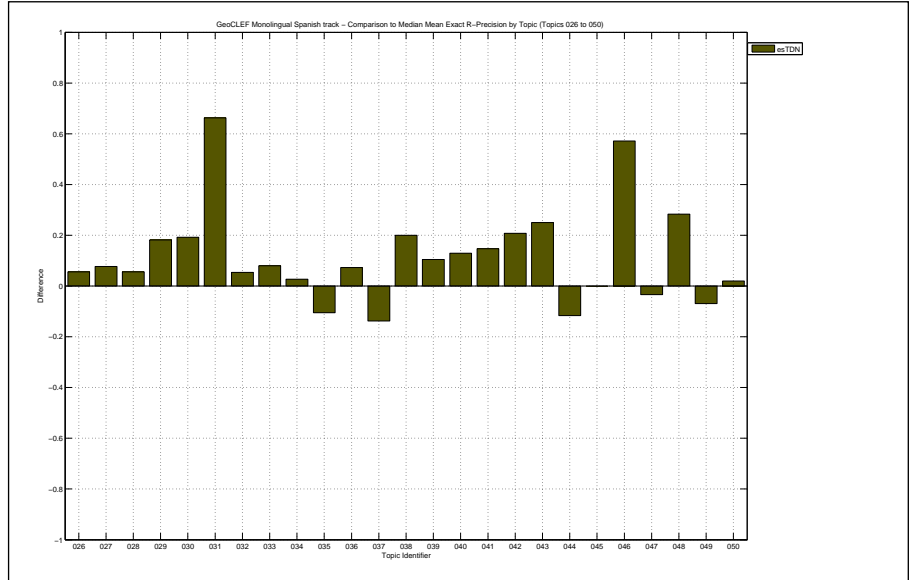
Docs Cutoff Levels	Precision at DCL (%)
5 docs	49.60
10 docs	47.20
15 docs	43.73
20 docs	40.40
30 docs	37.47
100 docs	29.84
200 docs	23.10
500 docs	12.31
1000 docs	6.93
R-Precision (precision after R document retrieved, where R = Relevant retrieved)	
	33.77



Exact R-Precision	
Maximum	0.9000
Minimum	0.0000
First Quartile	0.1032
Second Quartile	0.2818
Third Quartile	0.5194
Interquartile range	0.4162
Mean	0.3377
Standard Deviation	0.2667
Lower Outlier Threshold	0.0000
Upper Outlier Threshold	0.9000
Mean With No Outliers	0.3377
Std With No Outliers	0.2667



Precision averages (%) for individual queries			
Topic 026	16.67	Topic 039	31.34
Topic 027	7.69	Topic 040	73.38
Topic 028	33.33	Topic 041	38.67
Topic 029	60.61	Topic 042	49.06
Topic 030	40.40	Topic 043	25.00
Topic 031	73.33	Topic 044	9.71
Topic 032	90.00	Topic 045	0.00
Topic 033	9.00	Topic 046	71.43
Topic 034	27.03	Topic 047	0.00
Topic 035	10.53	Topic 048	70.57
Topic 036	28.18	Topic 049	44.24
Topic 037	0.00	Topic 050	14.00
Topic 038	20.00		



Overall statistics for 25 queries :

Total number of documents over all queries	
Retrieved	25,000
Relevant	2,054
Relevant retrieved	1,069
Geometric Mean Average Precision	0.0036
Binary Preference (BPREF)	0.1736

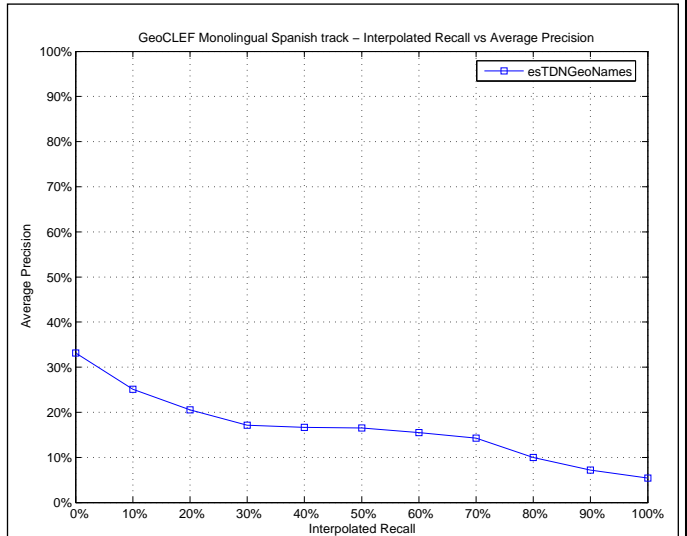
Priority	1
Query Construction	MANUAL
Source Language	Spanish; Castilian
Topic Fields	title, description, narrative
Pooled	true

Title, Description and Narrative with GeoNames

Interploated Recall (%)	Precision Averages (%)
0	33.12
10	25.11
20	20.55
30	17.15
40	16.65
50	16.53
60	15.52
70	14.24
80	10.01
90	7.17
100	5.40

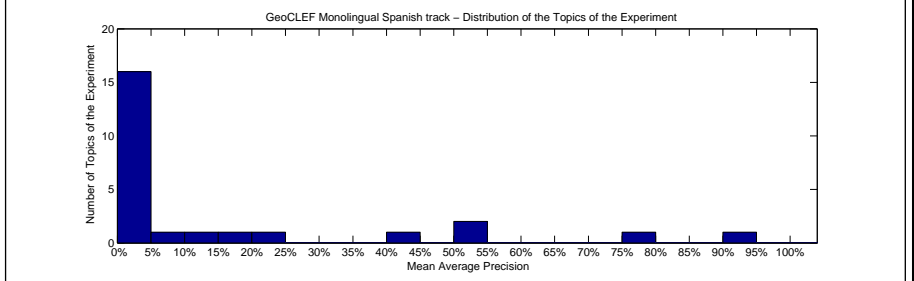
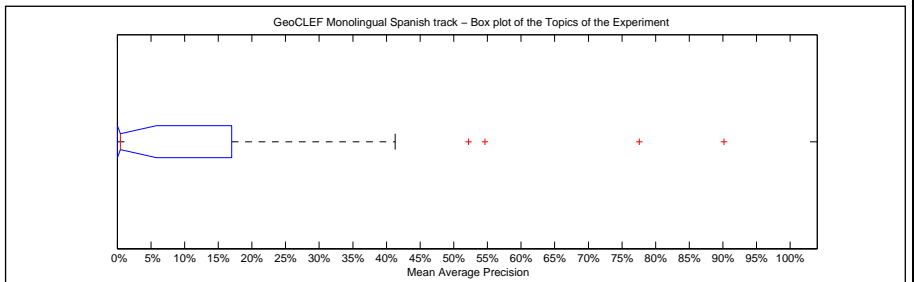
Average precision (non-interpolated) for all relevant documents (averaged over queries)

15.25



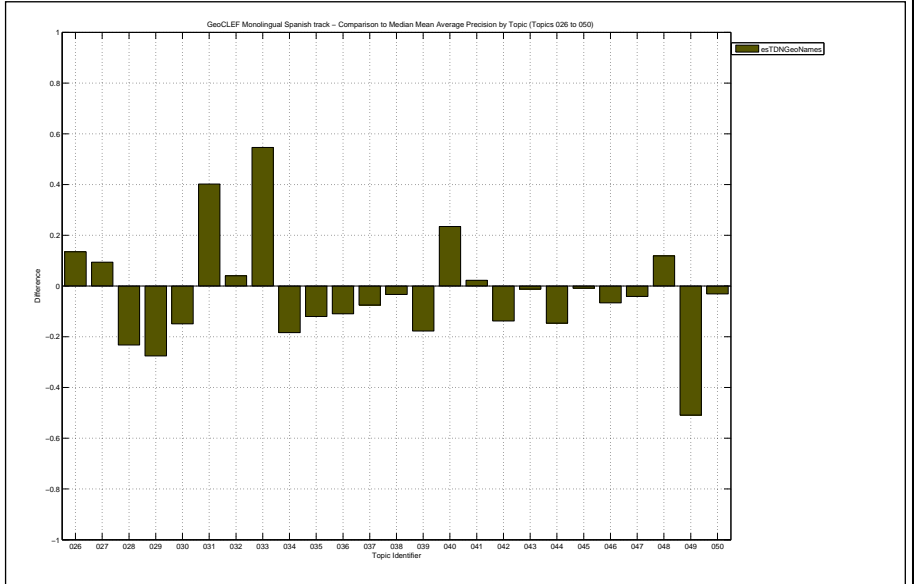
Mean Average Precision

Maximum	0.9016
Minimum	0.0000
First Quartile	0.0001
Second Quartile	0.0047
Third Quartile	0.1699
Interquartile range	0.1699
Mean	0.1525
Standard Deviation	0.2635
Lower Outlier Threshold	0.0000
Upper Outlier Threshold	0.4128
Mean With No Outliers	0.0508
Std With No Outliers	0.1021

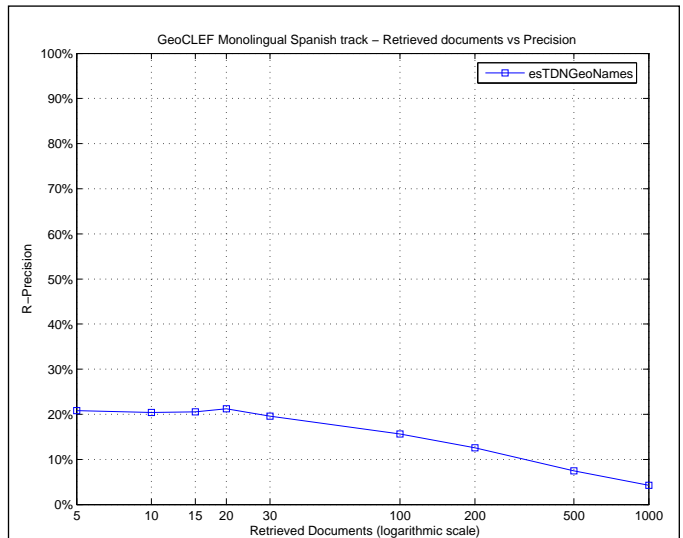


Precision averages (%) for individual queries

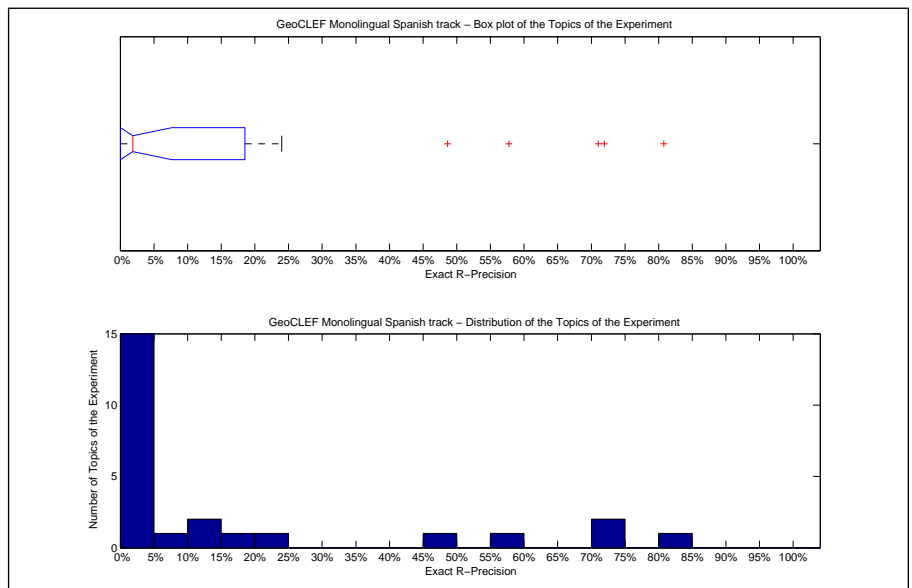
Topic 026	15.18	Topic 039	4.34
Topic 027	10.35	Topic 040	77.55
Topic 028	0.47	Topic 041	22.45
Topic 029	0.07	Topic 042	4.58
Topic 030	0.00	Topic 043	0.11
Topic 031	41.28	Topic 044	0.01
Topic 032	90.16	Topic 045	0.11
Topic 033	54.64	Topic 046	6.47
Topic 034	0.00	Topic 047	0.00
Topic 035	0.15	Topic 048	52.18
Topic 036	0.00	Topic 049	0.06
Topic 037	0.00	Topic 050	1.04
Topic 038	0.00		



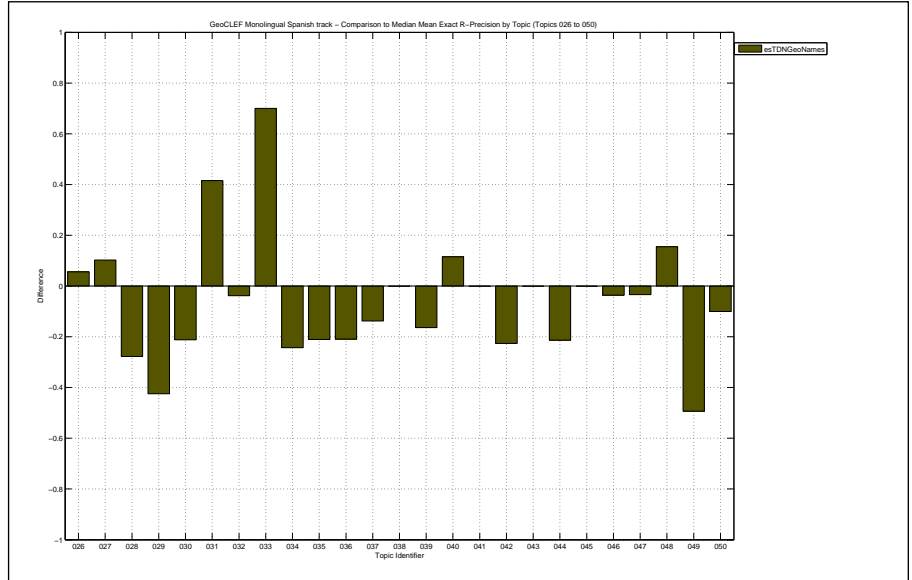
Docs Cutoff Levels	Precision at DCL (%)
5 docs	20.80
10 docs	20.40
15 docs	20.53
20 docs	21.20
30 docs	19.60
100 docs	15.64
200 docs	12.54
500 docs	7.47
1000 docs	4.28
R-Precision (precision after R document retrieved, where R = Relevant retrieved)	
	16.23



Exact R-Precision	
Maximum	0.8077
Minimum	0.0000
First Quartile	0.0000
Second Quartile	0.0184
Third Quartile	0.1850
Interquartile range	0.1850
Mean	0.1623
Standard Deviation	0.2661
Lower Outlier Threshold	0.0000
Upper Outlier Threshold	0.2400
Mean With No Outliers	0.0378
Std With No Outliers	0.0668



Precision averages (%) for individual queries			
Topic 026	16.67	Topic 039	4.48
Topic 027	10.26	Topic 040	71.94
Topic 028	0.00	Topic 041	24.00
Topic 029	0.00	Topic 042	5.66
Topic 030	0.00	Topic 043	0.00
Topic 031	48.63	Topic 044	0.00
Topic 032	80.77	Topic 045	0.00
Topic 033	71.00	Topic 046	10.71
Topic 034	0.00	Topic 047	0.00
Topic 035	0.00	Topic 048	57.74
Topic 036	0.00	Topic 049	1.84
Topic 037	0.00	Topic 050	2.00
Topic 038	0.00		

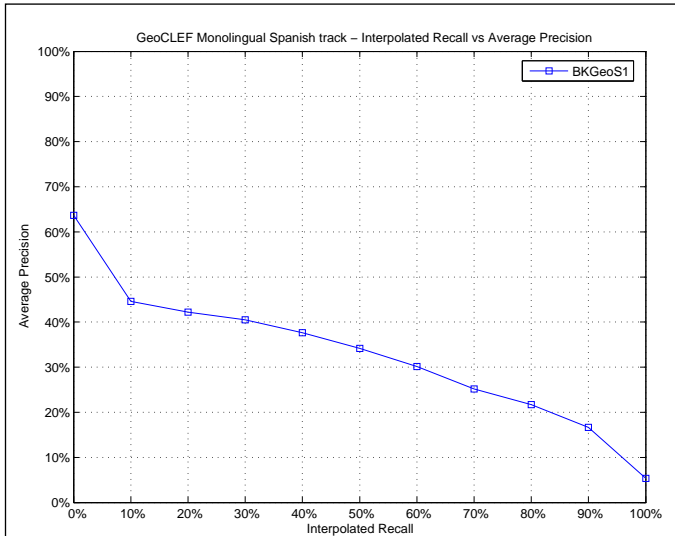




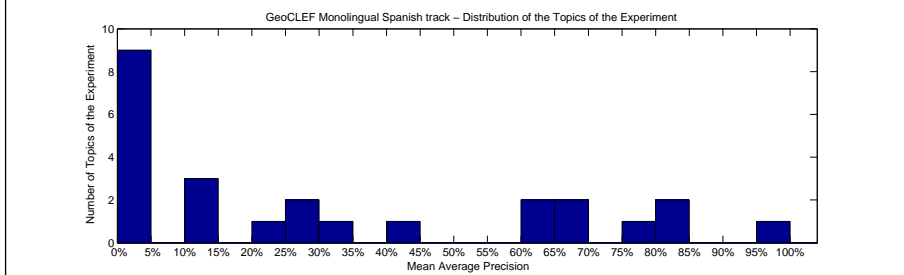
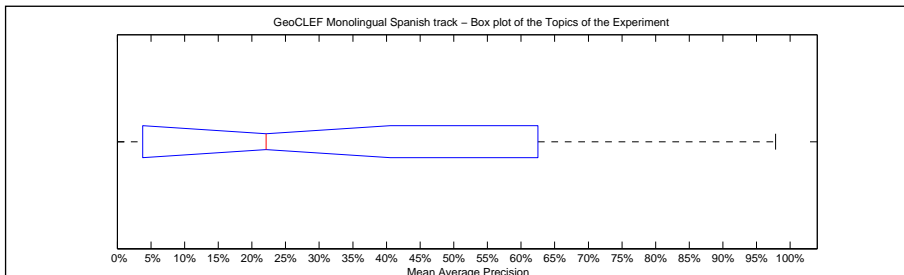
Overall statistics for 25 queries :	
Total number of documents over all queries	
Retrieved	25,000
Relevant	2,054
Relevant retrieved	1,646
Geometric Mean Average Precision	0.0695
Binary Preference (BPREF)	0.3406

Priority	2
Query Construction	AUTOMATIC
Source Language	Spanish; Castilian
Topic Fields	title, description
Pooled	true
Baseline TD run using standard logistic regression algorithms and blind feedback	

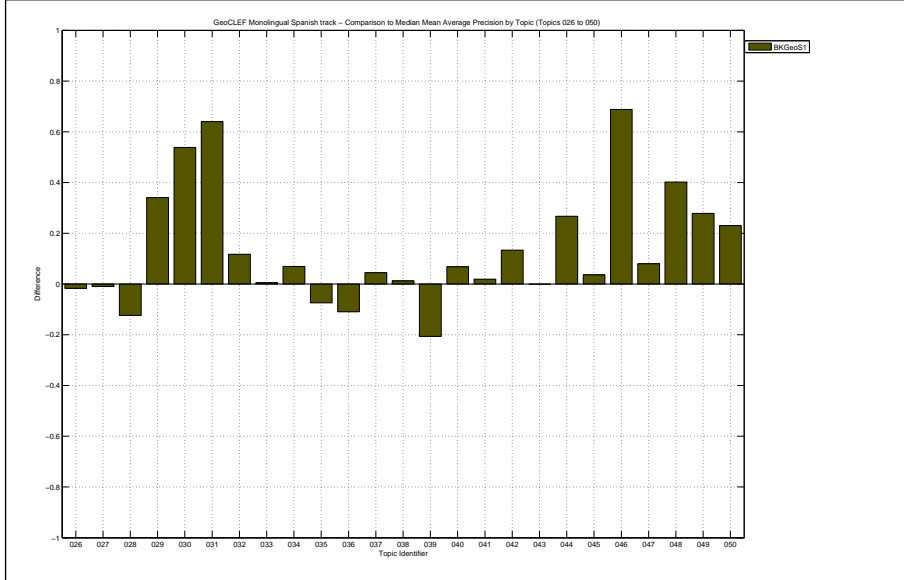
Interploated Recall (%)	Precision Averages (%)
0	63.66
10	44.62
20	42.22
30	40.51
40	37.66
50	34.19
60	30.11
70	25.16
80	21.68
90	16.68
100	5.32
Average precision (non-interpolated) for all relevant documents (averaged over queries)	
	31.82



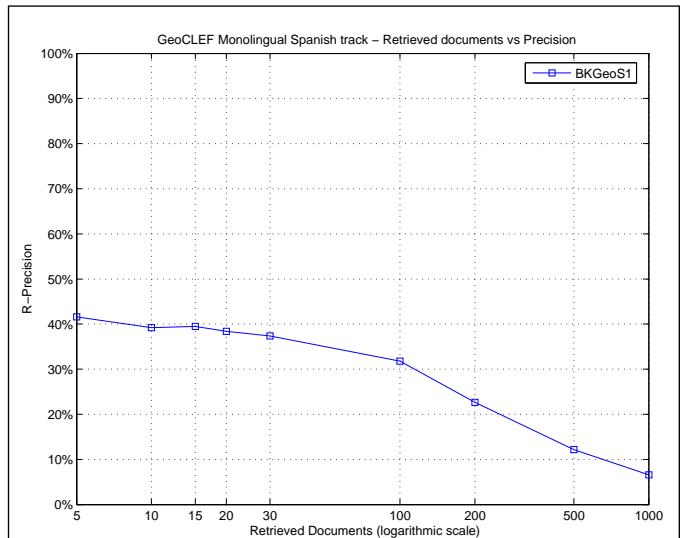
Mean Average Precision	
Maximum	0.9782
Minimum	0.0000
First Quartile	0.0377
Second Quartile	0.2212
Third Quartile	0.6252
Interquartile range	0.5875
Mean	0.3182
Standard Deviation	0.3239
Lower Outlier Threshold	0.0000
Upper Outlier Threshold	0.9782
Mean With No Outliers	0.3182
Std With No Outliers	0.3239



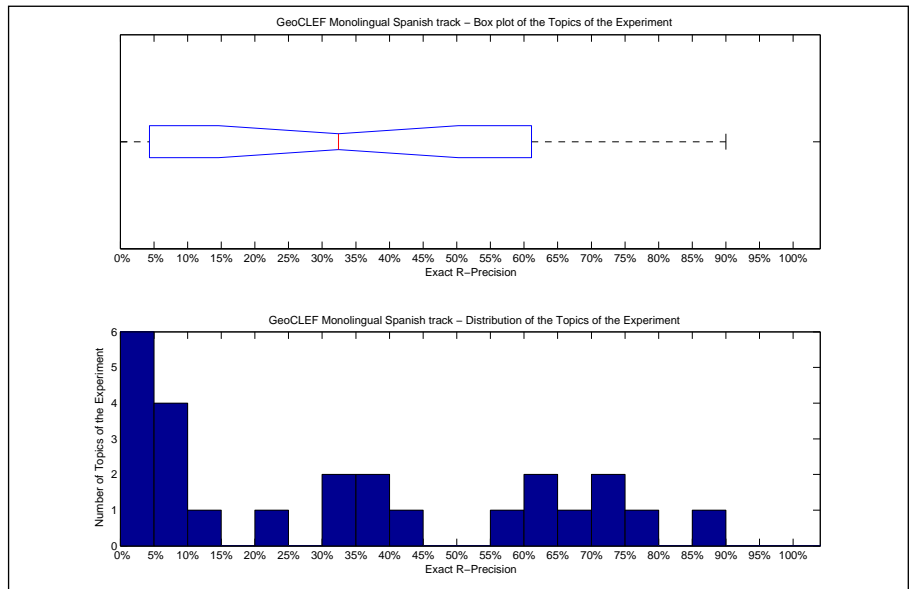
Precision averages (%) for individual queries			
Topic 026	0.05	Topic 039	1.48
Topic 027	0.00	Topic 040	60.86
Topic 028	11.37	Topic 041	22.12
Topic 029	61.67	Topic 042	31.72
Topic 030	68.69	Topic 043	1.33
Topic 031	65.07	Topic 044	41.34
Topic 032	97.82	Topic 045	4.56
Topic 033	0.53	Topic 046	81.92
Topic 034	25.28	Topic 047	12.03
Topic 035	4.76	Topic 048	80.52
Topic 036	0.00	Topic 049	78.74
Topic 037	11.95	Topic 050	27.21
Topic 038	4.53		



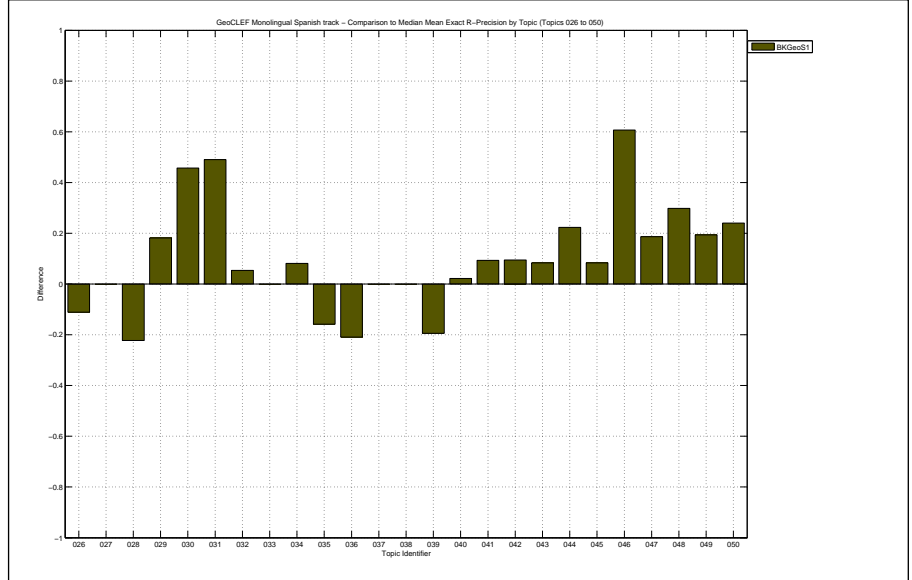
Docs Cutoff Levels	Precision at DCL (%)
5 docs	41.60
10 docs	39.20
15 docs	39.47
20 docs	38.40
30 docs	37.33
100 docs	31.76
200 docs	22.66
500 docs	12.13
1000 docs	6.58
R-Precision (precision after R document retrieved, where R = Relevant retrieved)	
	32.11



Exact R-Precision	
Maximum	0.9000
Minimum	0.0000
First Quartile	0.0432
Second Quartile	0.3243
Third Quartile	0.6110
Interquartile range	0.5678
Mean	0.3211
Standard Deviation	0.2958
Lower Outlier Threshold	0.0000
Upper Outlier Threshold	0.9000
Mean With No Outliers	0.3211
Std With No Outliers	0.2958



Precision averages (%) for individual queries			
Topic 026	0.00	Topic 039	1.49
Topic 027	0.00	Topic 040	62.59
Topic 028	5.56	Topic 041	33.33
Topic 029	60.61	Topic 042	37.74
Topic 030	66.89	Topic 043	8.33
Topic 031	56.08	Topic 044	43.69
Topic 032	90.00	Topic 045	8.33
Topic 033	1.00	Topic 046	75.00
Topic 034	32.43	Topic 047	22.03
Topic 035	5.26	Topic 048	72.08
Topic 036	0.00	Topic 049	70.51
Topic 037	13.79	Topic 050	36.00
Topic 038	0.00		



Overall statistics for 25 queries :	
Total number of documents over all queries	
Retrieved	25,000
Relevant	2,054
Relevant retrieved	1,702
Geometric Mean Average Precision	0.0622
Binary Preference (BPREF)	0.3159

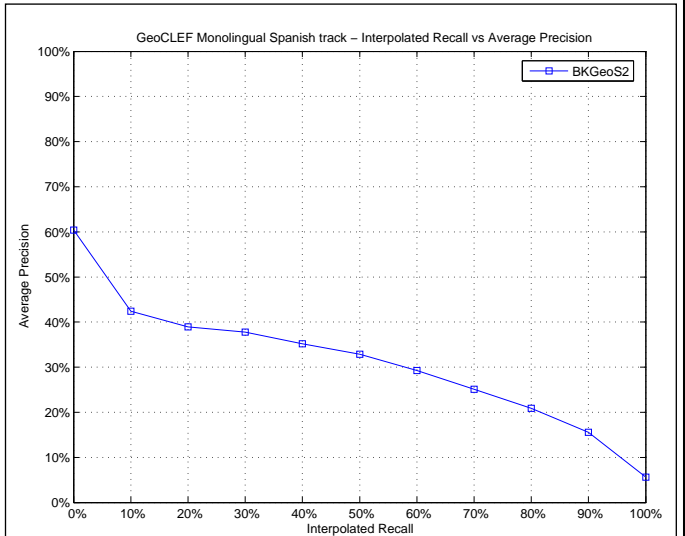
Priority	1
Query Construction	AUTOMATIC
Source Language	Spanish; Castilian
Topic Fields	title, description, narrative
Pooled	true

Baseline TDN with standard logistic regression algorithms plus blind feedback

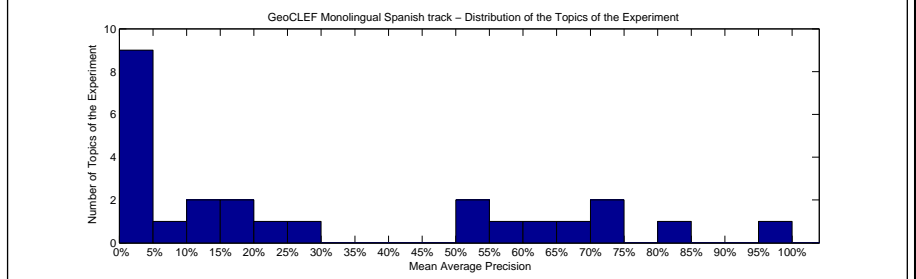
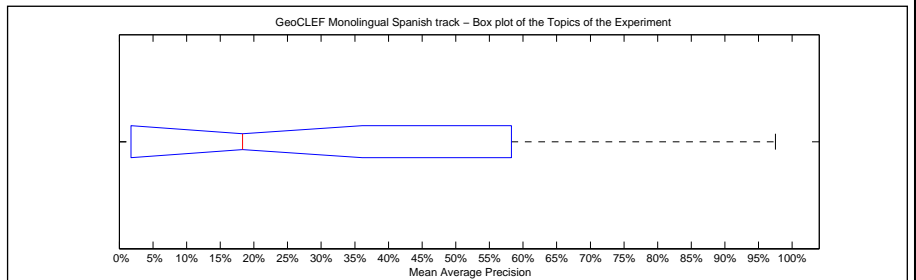
Interploated Recall (%)	Precision Averages (%)
0	60.42
10	42.41
20	38.92
30	37.79
40	35.16
50	32.88
60	29.23
70	25.09
80	20.87
90	15.59
100	5.60

Average precision (non-interpolated) for all relevant documents (averaged over queries)

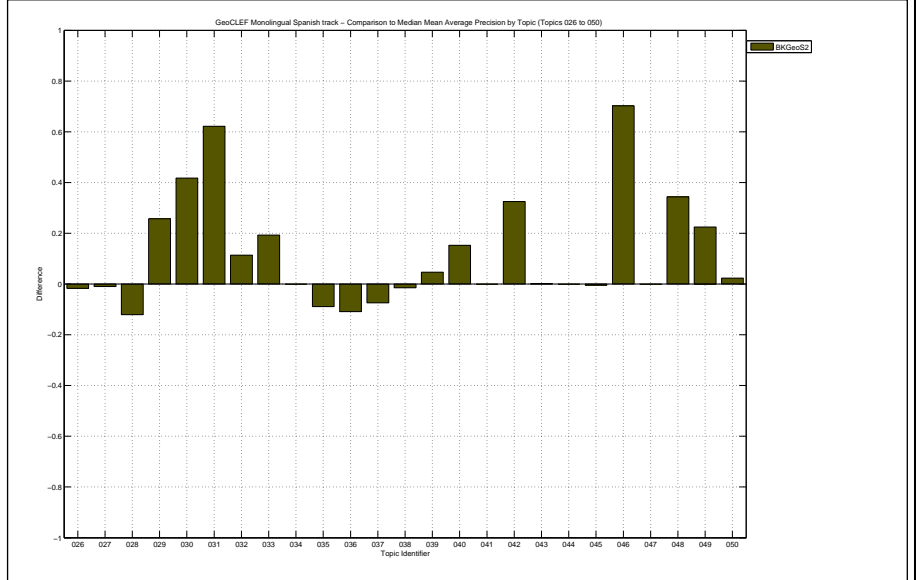
30.03



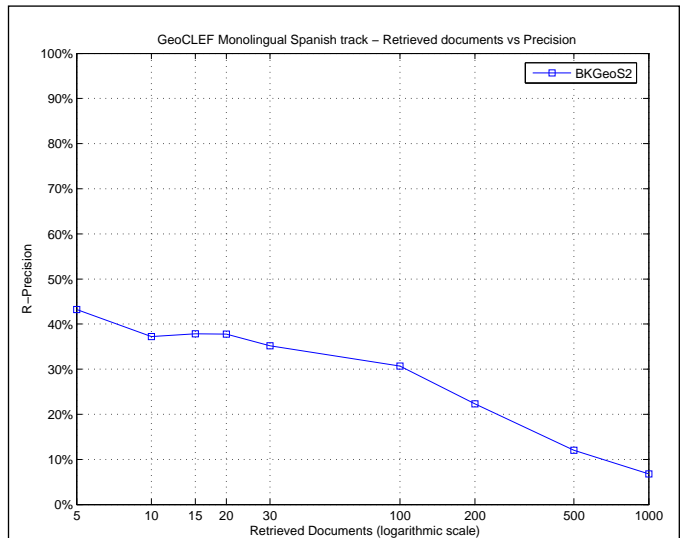
Mean Average Precision	
Maximum	0.9750
Minimum	0.0002
First Quartile	0.0174
Second Quartile	0.1834
Third Quartile	0.5828
Interquartile range	0.5654
Mean	0.3003
Standard Deviation	0.3199
Lower Outlier Threshold	0.0002
Upper Outlier Threshold	0.9750
Mean With No Outliers	0.3003
Std With No Outliers	0.3199



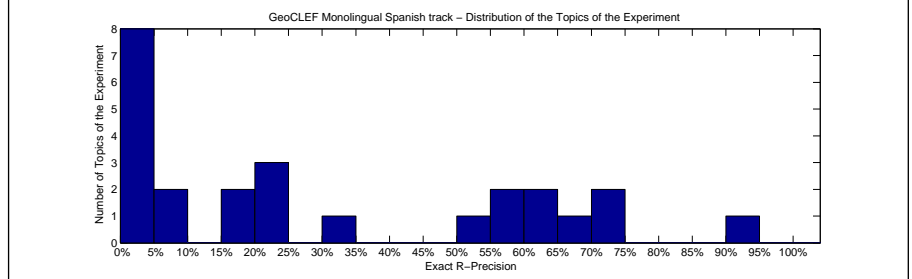
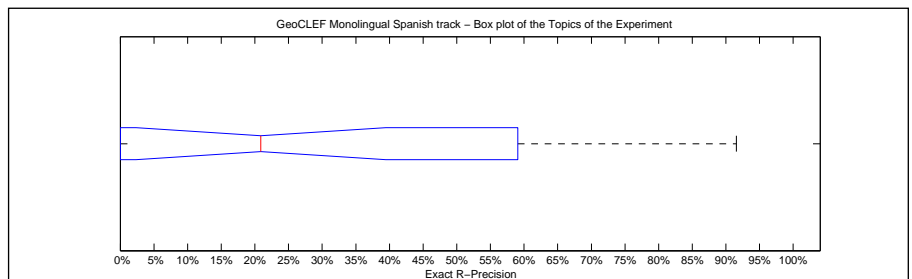
Precision averages (%) for individual queries			
Topic 026	0.04	Topic 039	26.80
Topic 027	0.02	Topic 040	69.34
Topic 028	11.66	Topic 041	20.18
Topic 029	53.34	Topic 042	50.82
Topic 030	56.62	Topic 043	1.44
Topic 031	63.26	Topic 044	14.62
Topic 032	97.50	Topic 045	0.51
Topic 033	19.32	Topic 046	83.30
Topic 034	18.34	Topic 047	4.07
Topic 035	3.24	Topic 048	74.68
Topic 036	0.02	Topic 049	73.34
Topic 037	0.02	Topic 050	6.47
Topic 038	1.84		



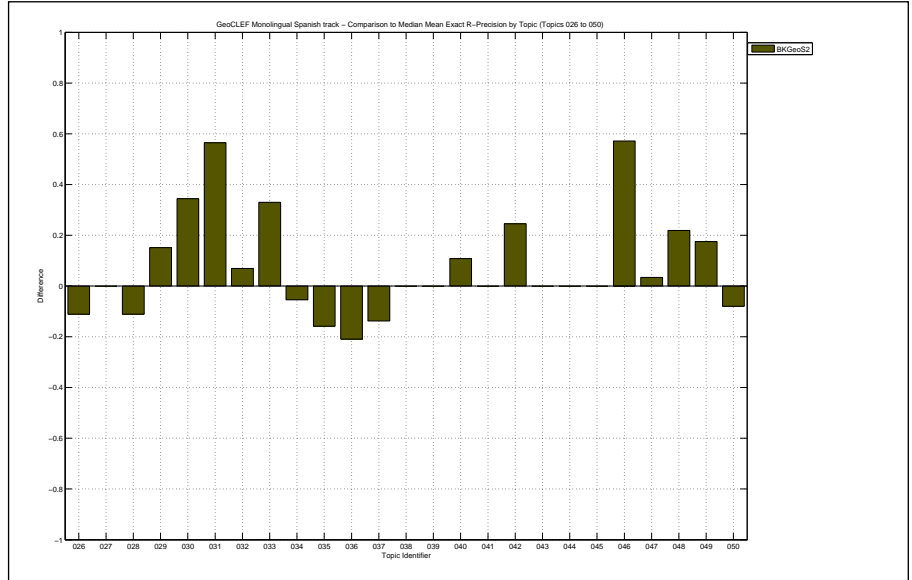
Docs Cutoff Levels	Precision at DCL (%)
5 docs	43.20
10 docs	37.20
15 docs	37.87
20 docs	37.80
30 docs	35.20
100 docs	30.68
200 docs	22.34
500 docs	12.06
1000 docs	6.81
R-Precision (precision after R document retrieved, where R = Relevant retrieved)	
	29.94



Exact R-Precision	
Maximum	0.9154
Minimum	0.0000
First Quartile	0.0000
Second Quartile	0.2090
Third Quartile	0.5906
Interquartile range	0.5906
Mean	0.2994
Standard Deviation	0.2997
Lower Outlier Threshold	0.0000
Upper Outlier Threshold	0.9154
Mean With No Outliers	0.2994
Std With No Outliers	0.2997



Precision averages (%) for individual queries			
Topic 026	0.00	Topic 039	20.90
Topic 027	0.00	Topic 040	71.22
Topic 028	16.67	Topic 041	24.00
Topic 029	57.58	Topic 042	52.83
Topic 030	55.63	Topic 043	0.00
Topic 031	63.53	Topic 044	21.36
Topic 032	91.54	Topic 045	0.00
Topic 033	34.00	Topic 046	71.43
Topic 034	18.92	Topic 047	6.78
Topic 035	5.26	Topic 048	64.15
Topic 036	0.00	Topic 049	68.66
Topic 037	0.00	Topic 050	4.00
Topic 038	0.00		



Overall statistics for 25 queries :

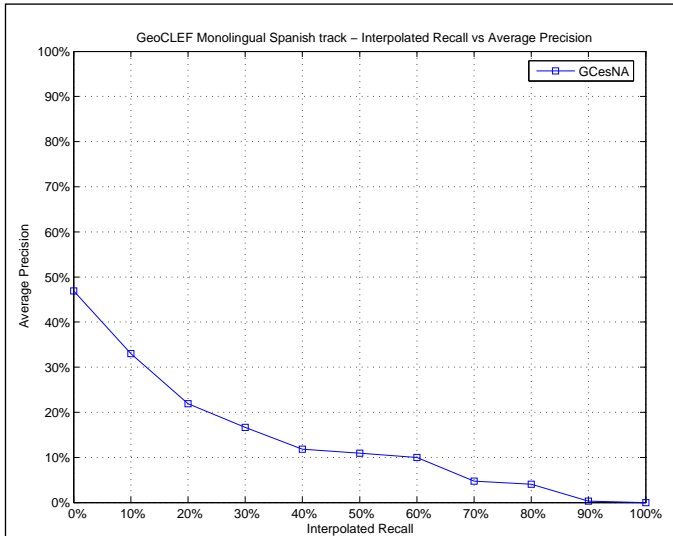
Total number of documents over all queries	
Retrieved	4,744
Relevant	1,965
Relevant retrieved	523
Geometric Mean Average Precision	0.0044
Binary Preference (BPREF)	0.1534

Priority	1
Query Construction	MANUAL
Source Language	Spanish; Castilian
Topic Fields	title, description
Pooled	true
Mandatory run	

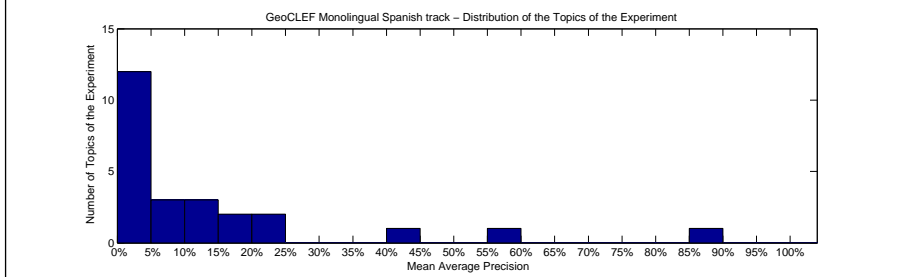
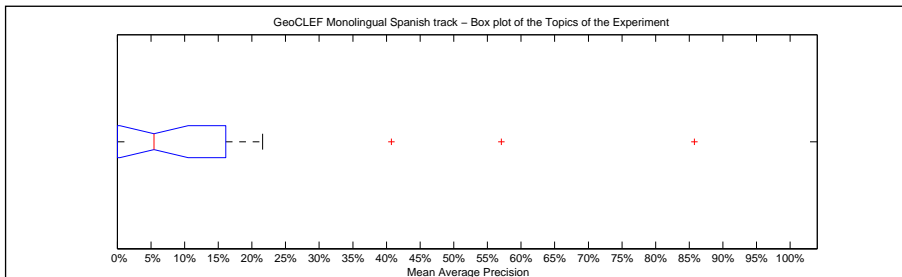
Interploated Recall (%)	Precision Averages (%)
0	46.90
10	33.03
20	21.89
30	16.67
40	11.79
50	10.93
60	9.97
70	4.70
80	4.07
90	0.34
100	0.00

Average precision (non-interpolated) for all relevant documents (averaged over queries)

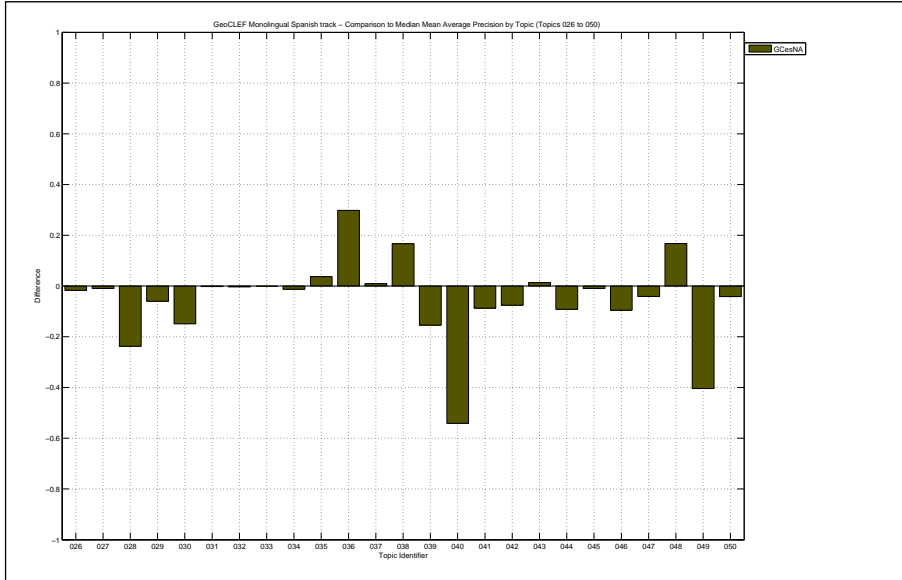
12.73



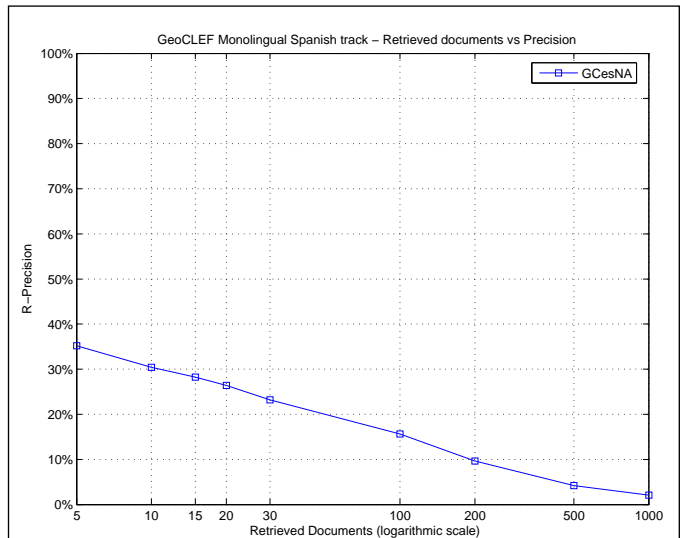
Mean Average Precision	
Maximum	0.8575
Minimum	0.0000
First Quartile	0.0000
Second Quartile	0.0546
Third Quartile	0.1612
Interquartile range	0.1612
Mean	0.1273
Standard Deviation	0.2056
Lower Outlier Threshold	0.0000
Upper Outlier Threshold	0.2161
Mean With No Outliers	0.0613
Std With No Outliers	0.0725



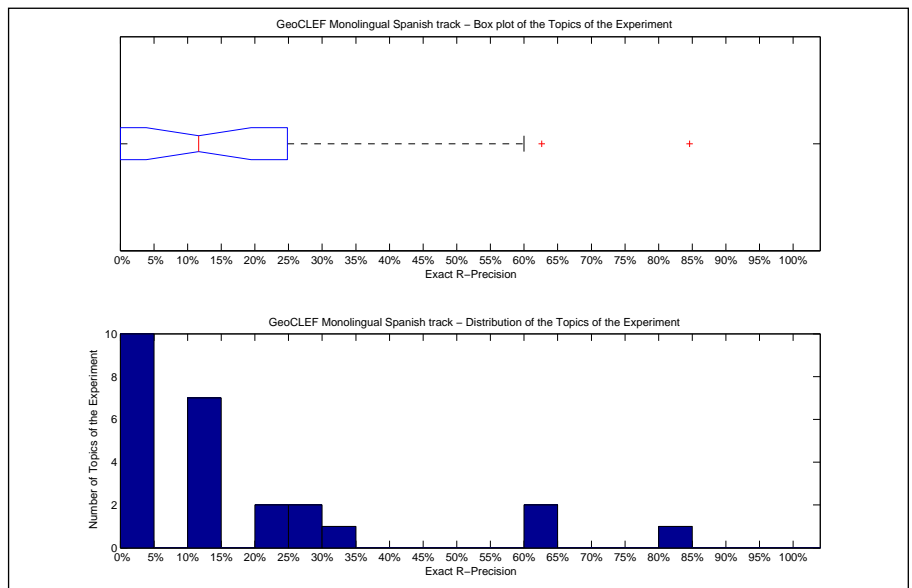
Precision averages (%) for individual queries			
Topic 026	0.00	Topic 039	6.73
Topic 027	0.00	Topic 040	0.00
Topic 028	0.00	Topic 041	11.47
Topic 029	21.61	Topic 042	10.77
Topic 030	0.00	Topic 043	2.66
Topic 031	0.85	Topic 044	5.46
Topic 032	85.75	Topic 045	0.00
Topic 033	0.01	Topic 046	3.57
Topic 034	17.04	Topic 047	0.00
Topic 035	15.82	Topic 048	57.06
Topic 036	40.72	Topic 049	10.45
Topic 037	8.37	Topic 050	0.00
Topic 038	20.00		



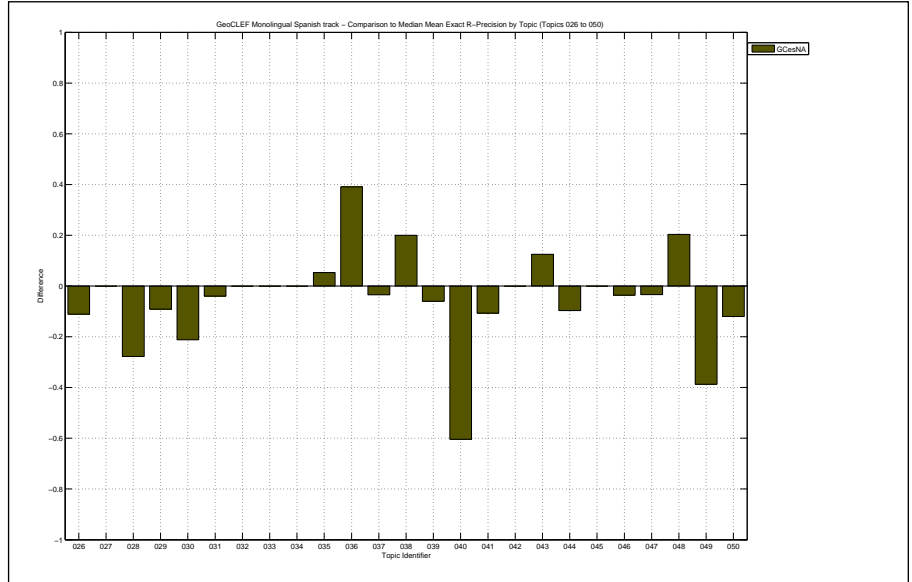
Docs Cutoff Levels	Precision at DCL (%)
5 docs	35.20
10 docs	30.40
15 docs	28.27
20 docs	26.40
30 docs	23.20
100 docs	15.64
200 docs	9.64
500 docs	4.17
1000 docs	2.09
R-Precision (precision after R document retrieved, where R = Relevant retrieved)	
	17.18



Exact R-Precision	
Maximum	0.8462
Minimum	0.0000
First Quartile	0.0000
Second Quartile	0.1165
Third Quartile	0.2482
Interquartile range	0.2482
Mean	0.1718
Standard Deviation	0.2234
Lower Outlier Threshold	0.0000
Upper Outlier Threshold	0.6000
Mean With No Outliers	0.1227
Std With No Outliers	0.1479



Precision averages (%) for individual queries			
Topic 026	0.00	Topic 039	14.93
Topic 027	0.00	Topic 040	0.00
Topic 028	0.00	Topic 041	13.33
Topic 029	33.33	Topic 042	28.30
Topic 030	0.00	Topic 043	12.50
Topic 031	3.14	Topic 044	11.65
Topic 032	84.62	Topic 045	0.00
Topic 033	1.00	Topic 046	10.71
Topic 034	24.32	Topic 047	0.00
Topic 035	26.32	Topic 048	62.64
Topic 036	60.00	Topic 049	12.44
Topic 037	10.34	Topic 050	0.00
Topic 038	20.00		



Overall statistics for 25 queries :

Total number of documents over all queries	
Retrieved	23,086
Relevant	2,015
Relevant retrieved	1,009
Geometric Mean Average Precision	0.0282
Binary Preference (BPREF)	0.1462

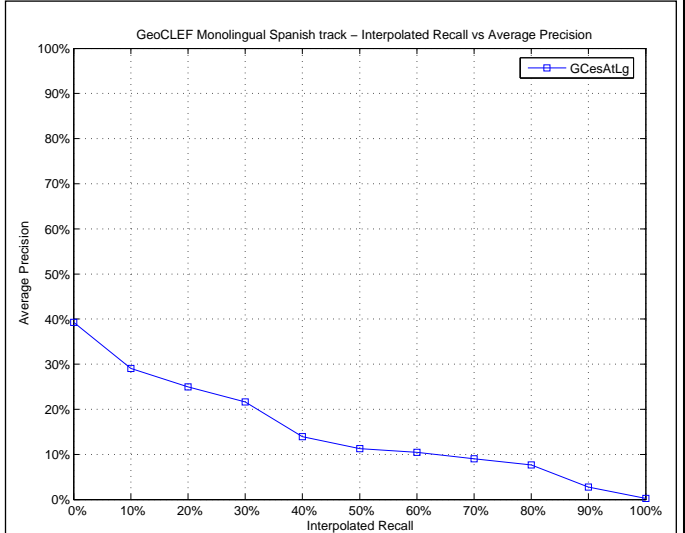
Priority	4
Query Construction	MANUAL
Source Language	Spanish; Castilian
Topic Fields	title, description, narrative
Pooled	true

All text Left geo run

Interploated Recall (%)	Precision Averages (%)
0	39.27
10	29.03
20	24.95
30	21.66
40	13.94
50	11.26
60	10.44
70	9.02
80	7.67
90	2.75
100	0.22

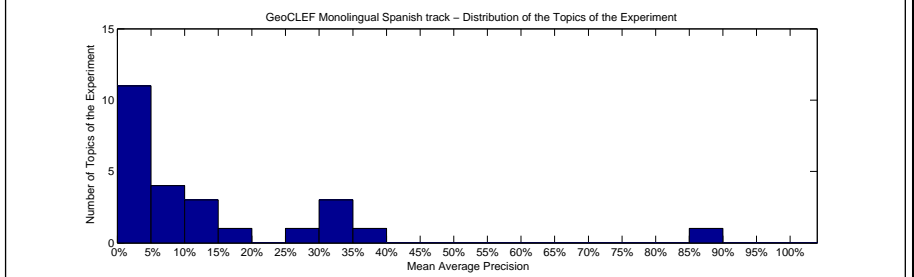
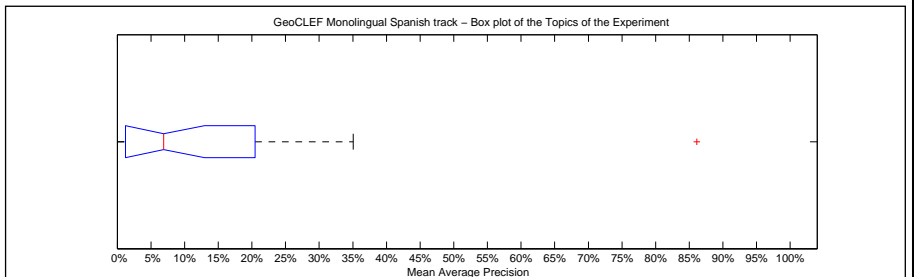
Average precision (non-interpolated) for all relevant documents (averaged over queries)

14.13



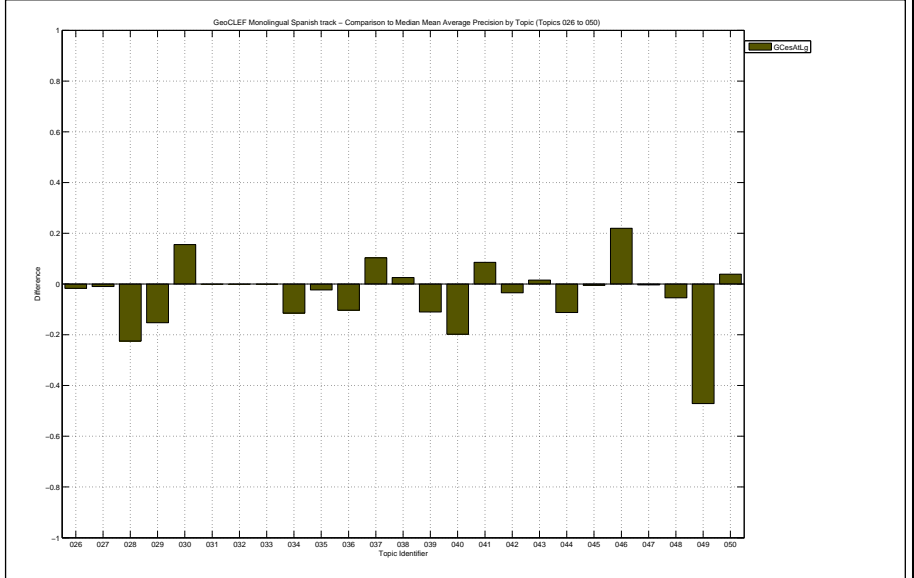
Mean Average Precision

Maximum	0.8612
Minimum	0.0000
First Quartile	0.0122
Second Quartile	0.0689
Third Quartile	0.2049
Interquartile range	0.1927
Mean	0.1413
Standard Deviation	0.1926
Lower Outlier Threshold	0.0000
Upper Outlier Threshold	0.3504
Mean With No Outliers	0.1113
Std With No Outliers	0.1234

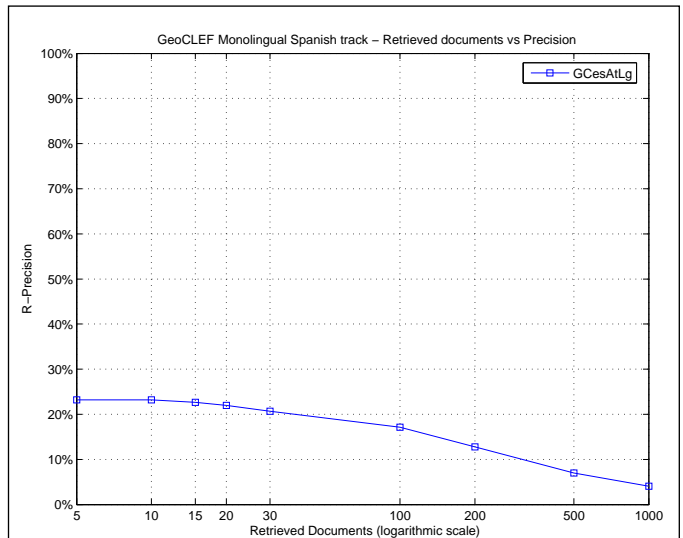


Precision averages (%) for individual queries

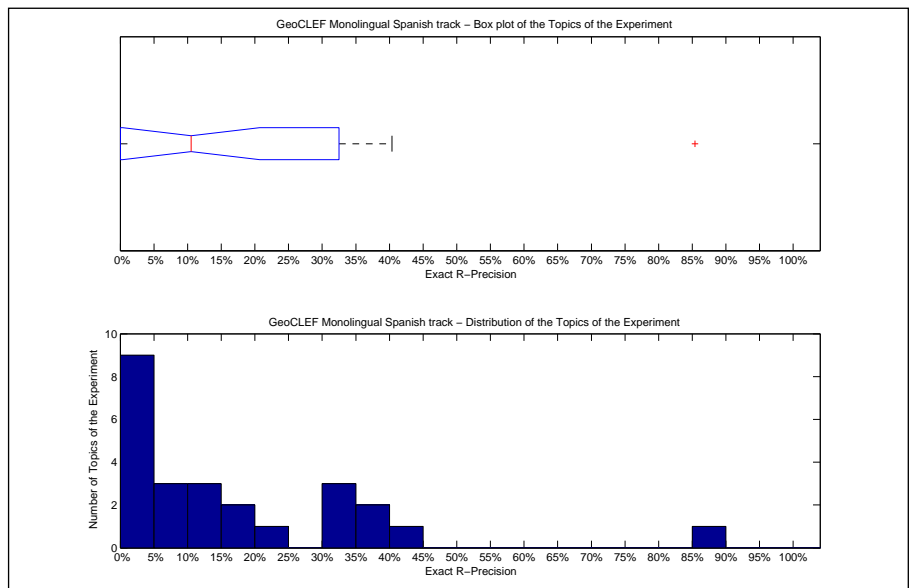
Topic 026	0.00	Topic 039	11.12
Topic 027	0.00	Topic 040	34.29
Topic 028	1.27	Topic 041	28.73
Topic 029	12.31	Topic 042	14.86
Topic 030	30.43	Topic 043	2.88
Topic 031	1.07	Topic 044	3.41
Topic 032	86.12	Topic 045	0.44
Topic 033	0.01	Topic 046	35.04
Topic 034	6.89	Topic 047	3.72
Topic 035	9.81	Topic 048	34.86
Topic 036	0.59	Topic 049	3.77
Topic 037	17.74	Topic 050	8.07
Topic 038	5.86		



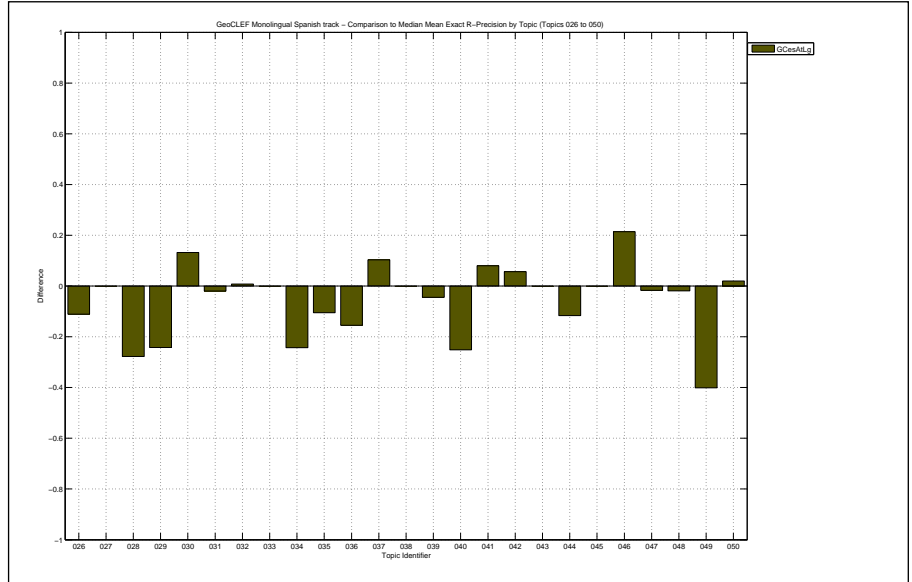
Docs Cutoff Levels	Precision at DCL (%)
5 docs	23.20
10 docs	23.20
15 docs	22.67
20 docs	22.00
30 docs	20.67
100 docs	17.16
200 docs	12.78
500 docs	6.98
1000 docs	4.04
R-Precision (precision after R document retrieved, where R = Relevant retrieved)	
	16.58



Exact R-Precision	
Maximum	0.8538
Minimum	0.0000
First Quartile	0.0000
Second Quartile	0.1053
Third Quartile	0.3249
Interquartile range	0.3249
Mean	0.1658
Standard Deviation	0.2010
Lower Outlier Threshold	0.0000
Upper Outlier Threshold	0.4038
Mean With No Outliers	0.1371
Std With No Outliers	0.1440



Precision averages (%) for individual queries			
Topic 026	0.00	Topic 039	16.42
Topic 027	0.00	Topic 040	35.25
Topic 028	0.00	Topic 041	32.00
Topic 029	18.18	Topic 042	33.96
Topic 030	34.44	Topic 043	0.00
Topic 031	5.10	Topic 044	9.71
Topic 032	85.38	Topic 045	0.00
Topic 033	1.00	Topic 046	35.71
Topic 034	0.00	Topic 047	1.69
Topic 035	10.53	Topic 048	40.38
Topic 036	5.45	Topic 049	11.06
Topic 037	24.14	Topic 050	14.00
Topic 038	0.00		





Overall statistics for 25 queries :	
Total number of documents over all queries	
Retrieved	25,000
Relevant	2,054
Relevant retrieved	980
Geometric Mean Average Precision	0.0140
Binary Preference (BPREF)	0.1234

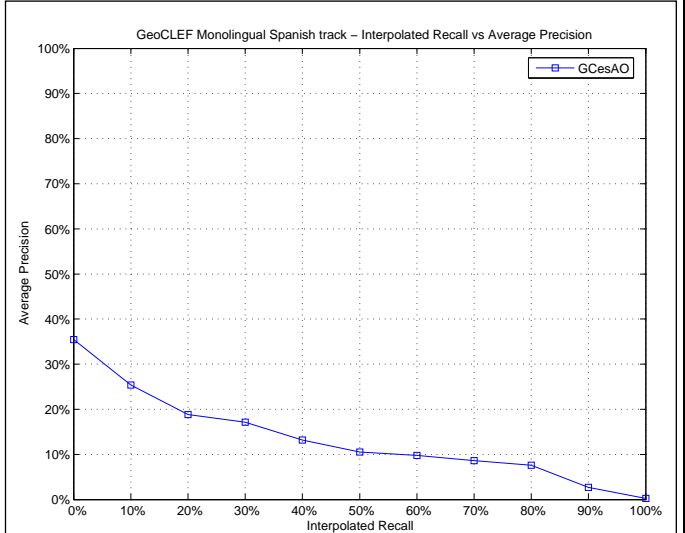
Priority	5
Query Construction	MANUAL
Source Language	Spanish; Castilian
Topic Fields	title, description, narrative
Pooled	true

All text Or geo run

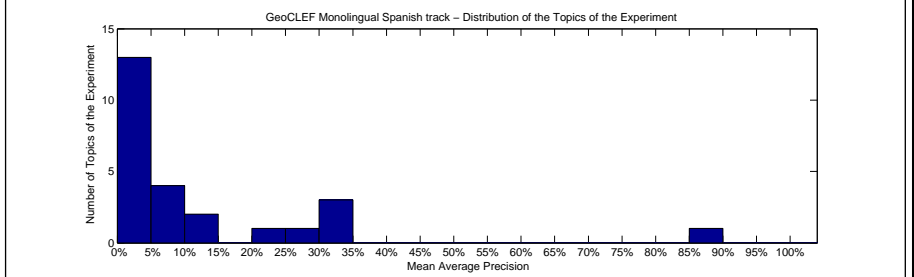
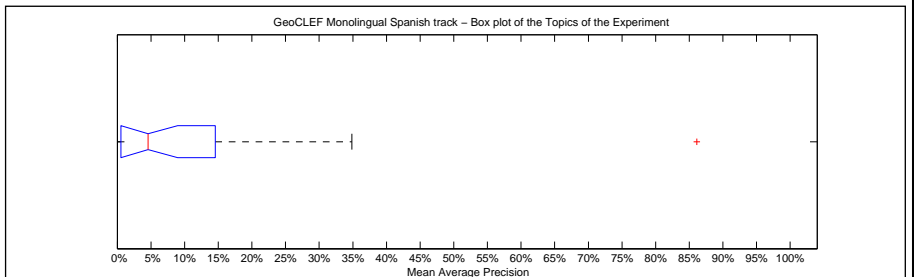
Interploated Recall (%)	Precision Averages (%)
0	35.48
10	25.34
20	18.82
30	17.13
40	13.15
50	10.54
60	9.74
70	8.63
80	7.58
90	2.67
100	0.22

Average precision (non-interpolated) for all relevant documents (averaged over queries)

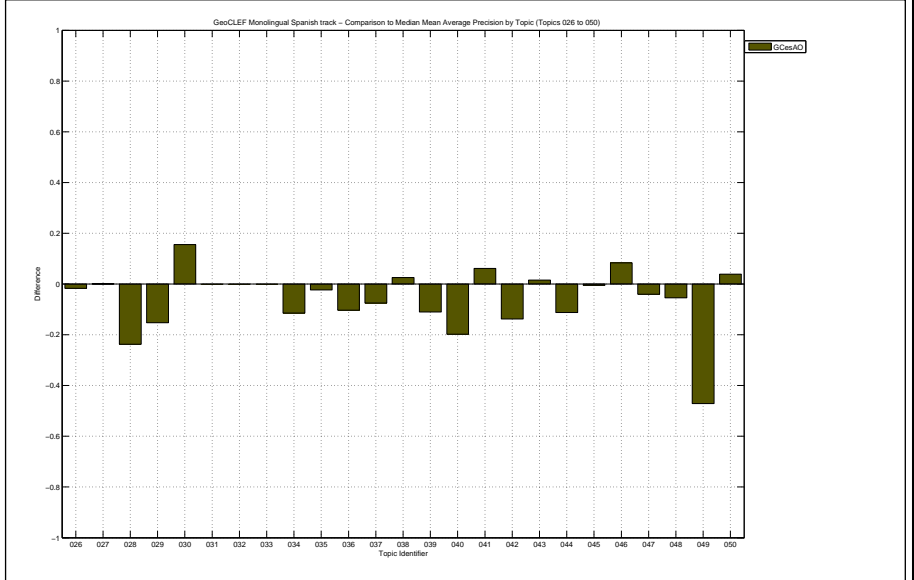
12.21



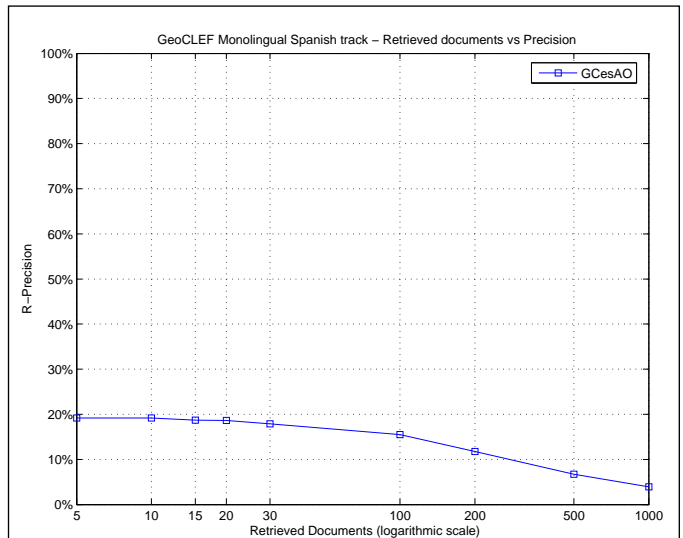
Mean Average Precision	
Maximum	0.8612
Minimum	0.0000
First Quartile	0.0055
Second Quartile	0.0457
Third Quartile	0.1458
Interquartile range	0.1403
Mean	0.1221
Standard Deviation	0.1907
Lower Outlier Threshold	0.0000
Upper Outlier Threshold	0.3486
Mean With No Outliers	0.0913
Std With No Outliers	0.1150



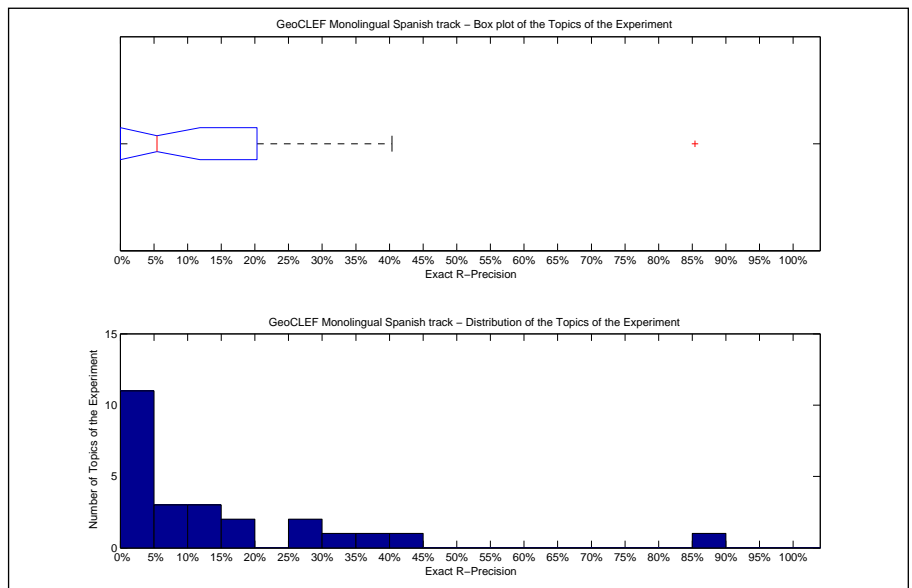
Precision averages (%) for individual queries			
Topic 026	0.00	Topic 039	11.12
Topic 027	1.08	Topic 040	34.29
Topic 028	0.00	Topic 041	26.36
Topic 029	12.31	Topic 042	4.57
Topic 030	30.43	Topic 043	2.88
Topic 031	1.07	Topic 044	3.41
Topic 032	86.12	Topic 045	0.44
Topic 033	0.00	Topic 046	21.40
Topic 034	6.89	Topic 047	0.04
Topic 035	9.81	Topic 048	34.86
Topic 036	0.59	Topic 049	3.77
Topic 037	0.00	Topic 050	8.07
Topic 038	5.86		



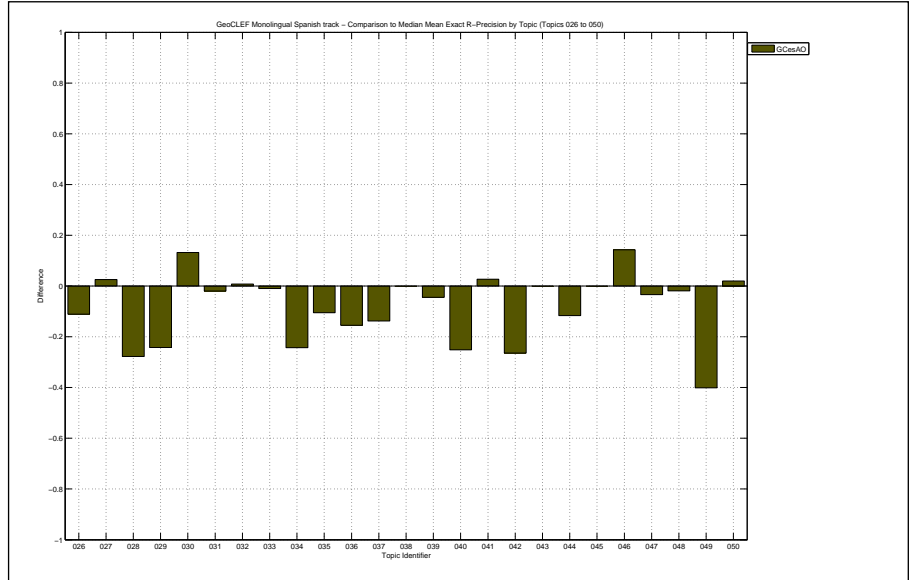
Docs Cutoff Levels	Precision at DCL (%)
5 docs	19.20
10 docs	19.20
15 docs	18.67
20 docs	18.60
30 docs	17.87
100 docs	15.48
200 docs	11.78
500 docs	6.72
1000 docs	3.92
R-Precision (precision after R document retrieved, where R = Relevant retrieved)	
	13.82



Exact R-Precision	
Maximum	0.8538
Minimum	0.0000
First Quartile	0.0000
Second Quartile	0.0545
Third Quartile	0.2030
Interquartile range	0.2030
Mean	0.1382
Standard Deviation	0.1967
Lower Outlier Threshold	0.0000
Upper Outlier Threshold	0.4038
Mean With No Outliers	0.1084
Std With No Outliers	0.1311



Precision averages (%) for individual queries			
Topic 026	0.00	Topic 039	16.42
Topic 027	2.56	Topic 040	35.25
Topic 028	0.00	Topic 041	26.67
Topic 029	18.18	Topic 042	1.89
Topic 030	34.44	Topic 043	0.00
Topic 031	5.10	Topic 044	9.71
Topic 032	85.38	Topic 045	0.00
Topic 033	0.00	Topic 046	28.57
Topic 034	0.00	Topic 047	0.00
Topic 035	10.53	Topic 048	40.38
Topic 036	5.45	Topic 049	11.06
Topic 037	0.00	Topic 050	14.00
Topic 038	0.00		



Overall statistics for 25 queries :

Total number of documents over all queries	
Retrieved	5,728
Relevant	2,015
Relevant retrieved	487
Geometric Mean Average Precision	0.0064
Binary Preference (BPREF)	0.1531

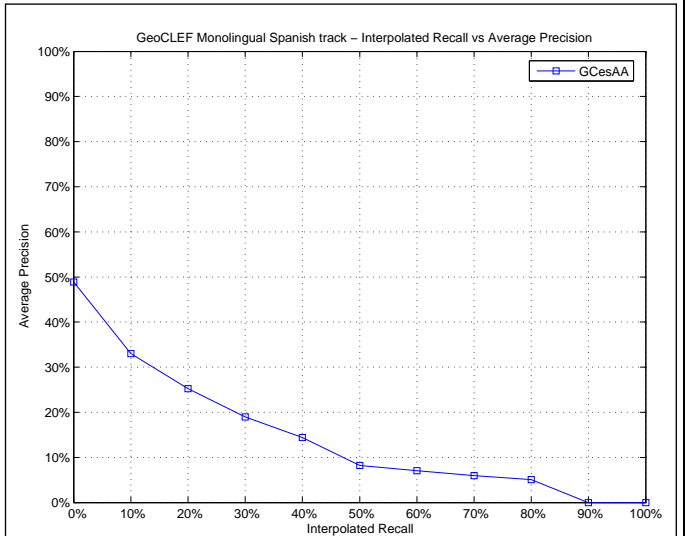
Priority	2
Query Construction	MANUAL
Source Language	Spanish; Castilian
Topic Fields	title, description, narrative
Pooled	true

All text And geo run

Interploated Recall (%)	Precision Averages (%)
0	48.87
10	33.01
20	25.26
30	18.98
40	14.42
50	8.21
60	7.04
70	5.98
80	5.09
90	0.00
100	0.00

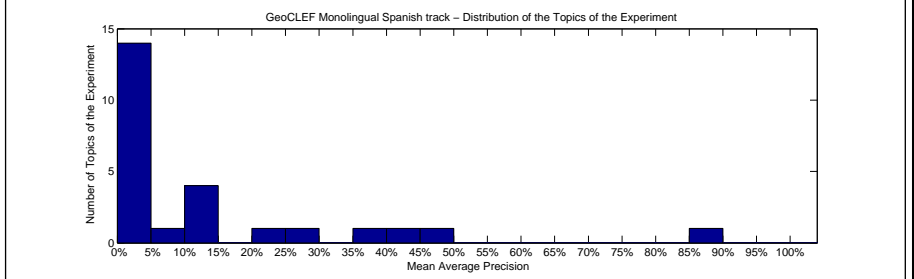
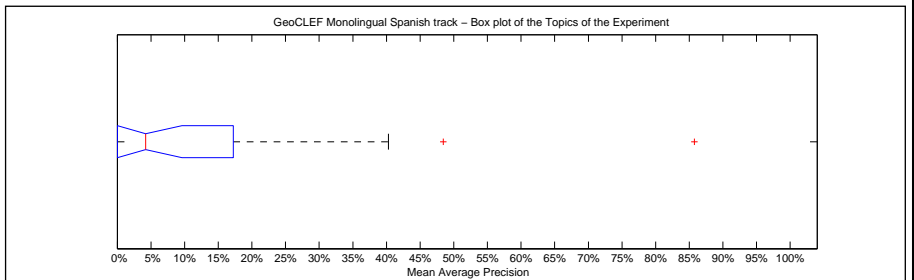
Average precision (non-interpolated) for all relevant documents (averaged over queries)

13.48



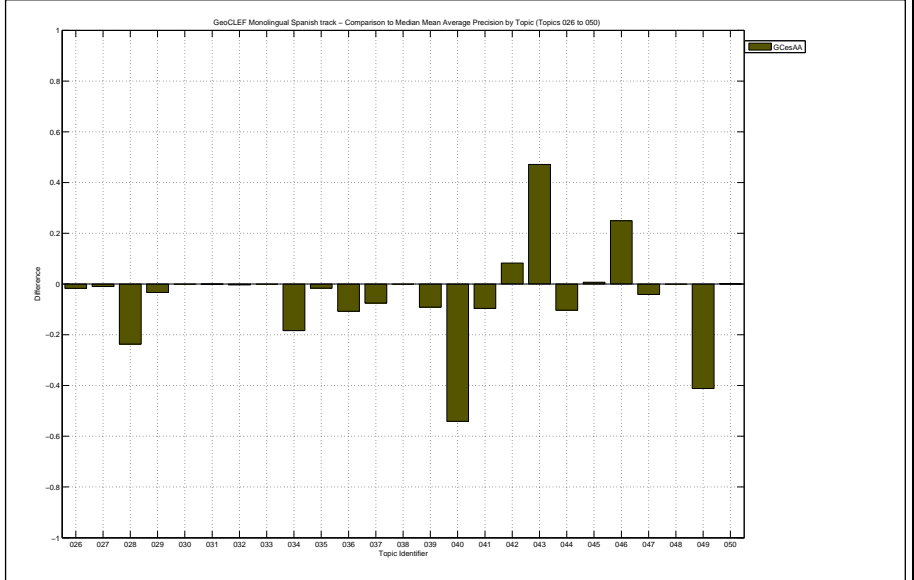
Mean Average Precision

Maximum	0.8575
Minimum	0.0000
First Quartile	0.0001
Second Quartile	0.0421
Third Quartile	0.1723
Interquartile range	0.1722
Mean	0.1348
Standard Deviation	0.2070
Lower Outlier Threshold	0.0000
Upper Outlier Threshold	0.4031
Mean With No Outliers	0.0881
Std With No Outliers	0.1232

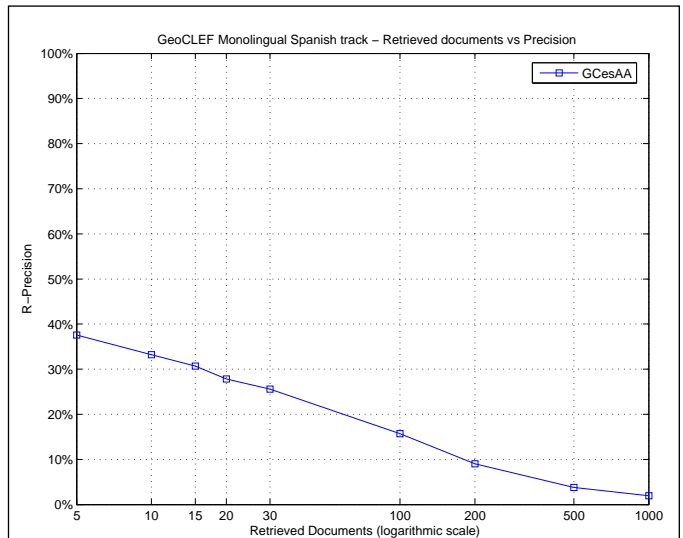


Precision averages (%) for individual queries

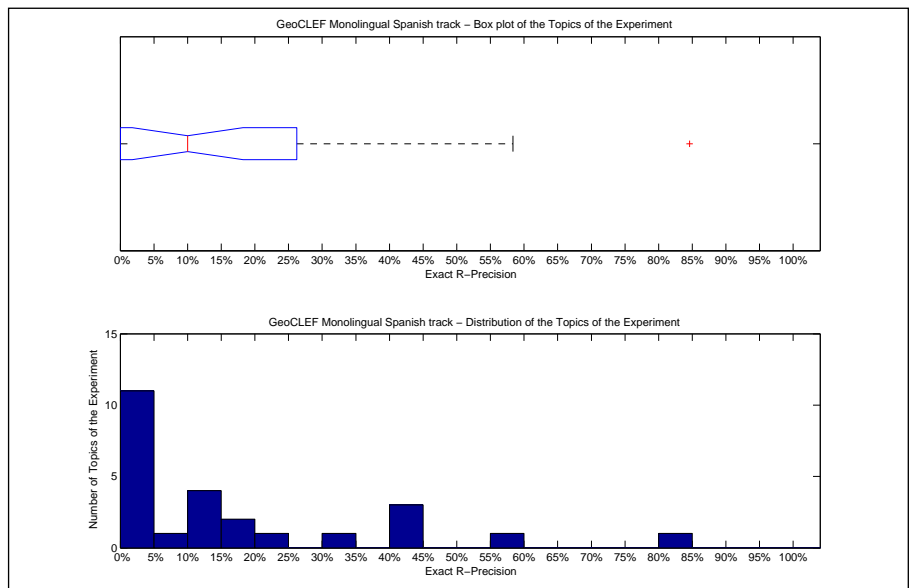
Topic 026	0.00	Topic 039	13.00
Topic 027	0.00	Topic 040	0.00
Topic 028	0.06	Topic 041	10.61
Topic 029	24.27	Topic 042	26.60
Topic 030	14.89	Topic 043	48.45
Topic 031	1.00	Topic 044	4.30
Topic 032	85.75	Topic 045	1.67
Topic 033	0.01	Topic 046	38.02
Topic 034	0.00	Topic 047	0.00
Topic 035	10.54	Topic 048	40.31
Topic 036	0.20	Topic 049	9.68
Topic 037	0.00	Topic 050	4.21
Topic 038	3.33		



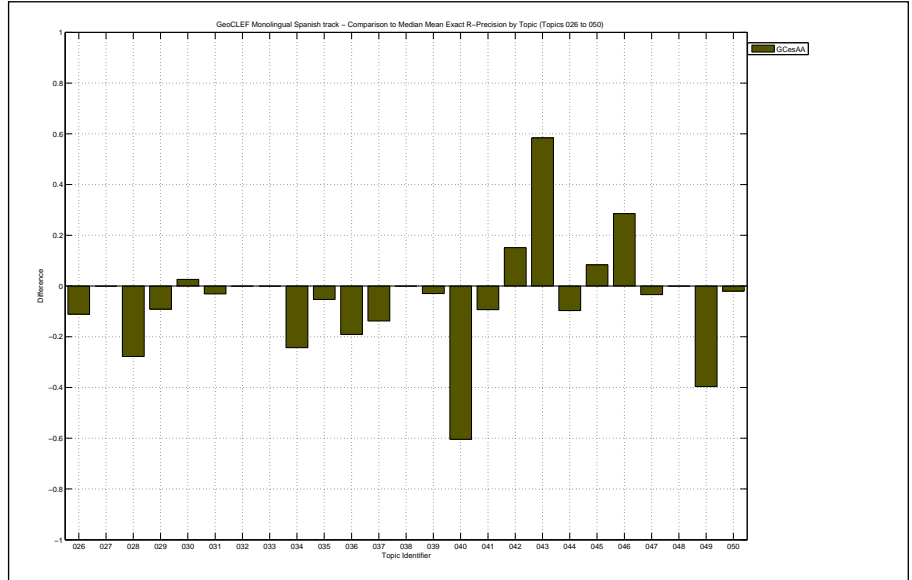
Docs Cutoff Levels	Precision at DCL (%)
5 docs	37.60
10 docs	33.20
15 docs	30.67
20 docs	27.80
30 docs	25.60
100 docs	15.68
200 docs	9.04
500 docs	3.80
1000 docs	1.95
R-Precision (precision after R document retrieved, where R = Relevant retrieved)	
	17.01



Exact R-Precision	
Maximum	0.8462
Minimum	0.0000
First Quartile	0.0000
Second Quartile	0.1000
Third Quartile	0.2621
Interquartile range	0.2621
Mean	0.1701
Standard Deviation	0.2213
Lower Outlier Threshold	0.0000
Upper Outlier Threshold	0.5833
Mean With No Outliers	0.1419
Std With No Outliers	0.1744



Precision averages (%) for individual queries			
Topic 026	0.00	Topic 039	17.91
Topic 027	0.00	Topic 040	0.00
Topic 028	0.00	Topic 041	14.67
Topic 029	33.33	Topic 042	43.40
Topic 030	23.84	Topic 043	58.33
Topic 031	3.92	Topic 044	11.65
Topic 032	84.62	Topic 045	8.33
Topic 033	1.00	Topic 046	42.86
Topic 034	0.00	Topic 047	0.00
Topic 035	15.79	Topic 048	42.26
Topic 036	1.82	Topic 049	11.52
Topic 037	0.00	Topic 050	10.00
Topic 038	0.00		



Overall statistics for 25 queries :

Total number of documents over all queries	
Retrieved	21,736
Relevant	1,965
Relevant retrieved	1,207
Geometric Mean Average Precision	0.0236
Binary Preference (BPREF)	0.1640

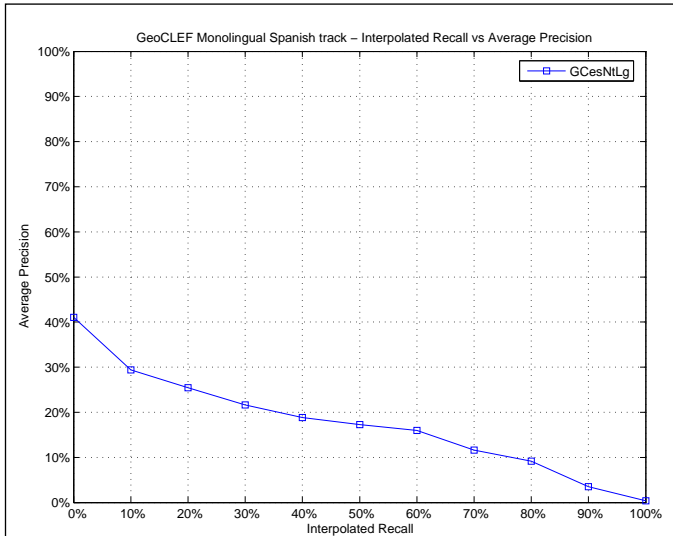
Priority	3
Query Construction	MANUAL
Source Language	Spanish; Castilian
Topic Fields	title, description
Pooled	true

Normal text Left geo run

Interploated Recall (%)	Precision Averages (%)
0	41.02
10	29.36
20	25.44
30	21.66
40	18.85
50	17.28
60	15.97
70	11.64
80	9.18
90	3.52
100	0.41

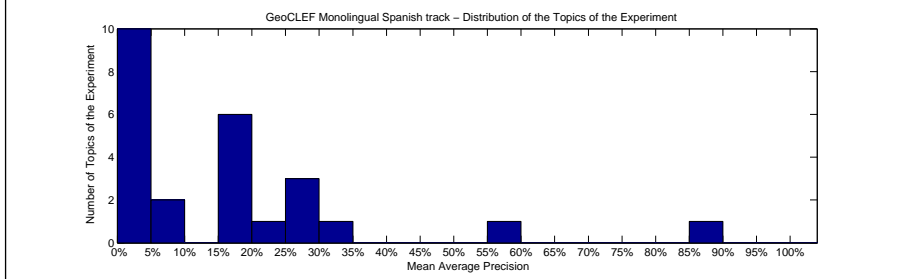
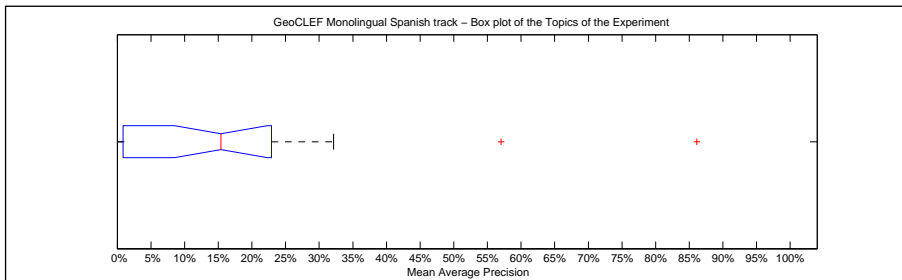
Average precision (non-interpolated) for all relevant documents (averaged over queries)

16.12



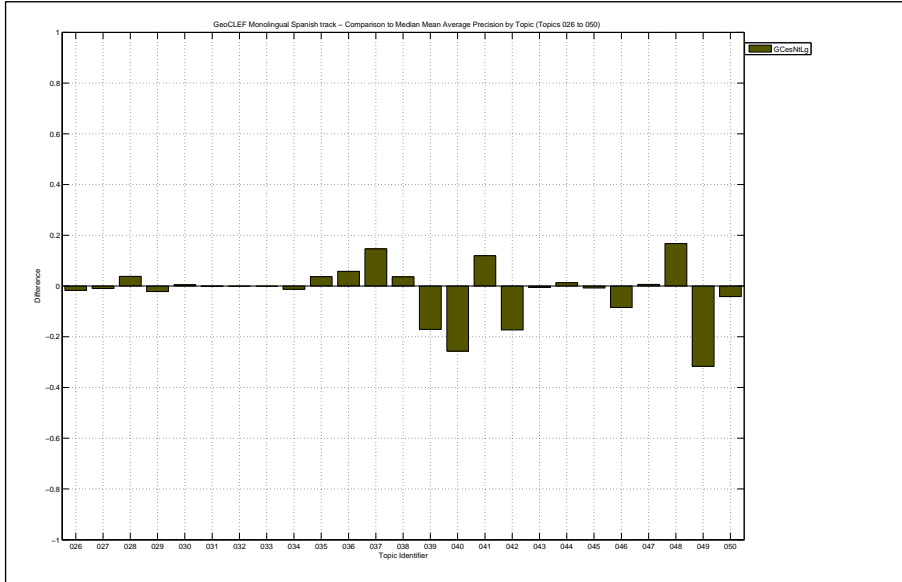
Mean Average Precision

Maximum	0.8612
Minimum	0.0000
First Quartile	0.0087
Second Quartile	0.1539
Third Quartile	0.2290
Interquartile range	0.2203
Mean	0.1612
Standard Deviation	0.2010
Lower Outlier Threshold	0.0000
Upper Outlier Threshold	0.3215
Mean With No Outliers	0.1130
Std With No Outliers	0.1086

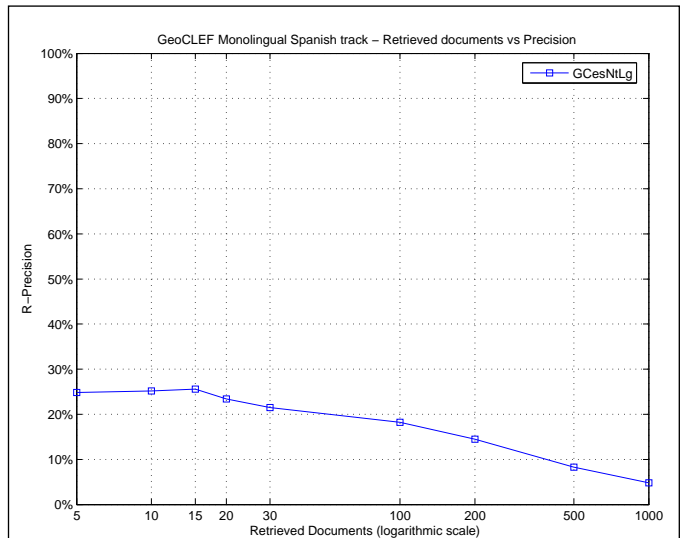


Precision averages (%) for individual queries

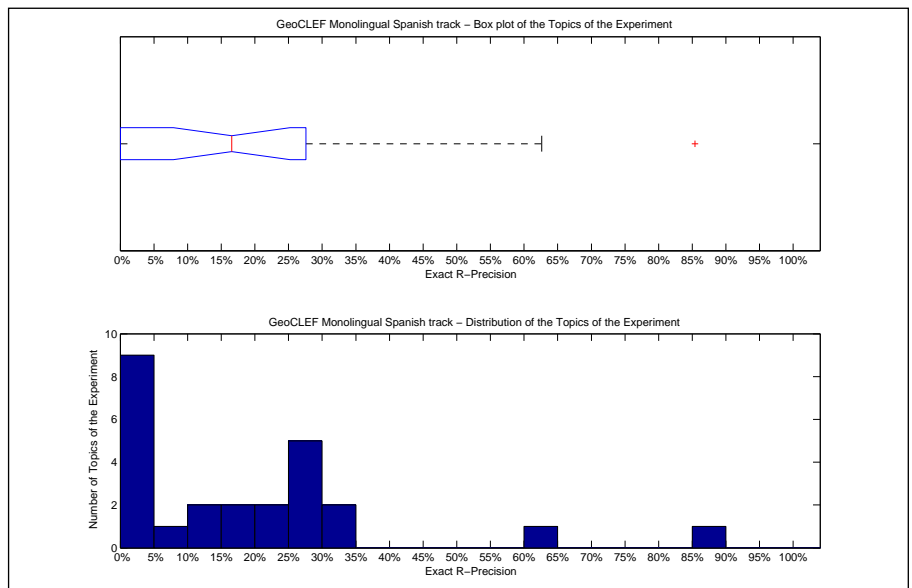
Topic 026	0.00	Topic 039	5.03
Topic 027	0.00	Topic 040	28.45
Topic 028	27.48	Topic 041	32.15
Topic 029	25.40	Topic 042	1.04
Topic 030	15.39	Topic 043	0.74
Topic 031	0.91	Topic 044	15.87
Topic 032	86.12	Topic 045	0.21
Topic 033	0.01	Topic 046	4.61
Topic 034	17.04	Topic 047	4.72
Topic 035	15.82	Topic 048	57.02
Topic 036	16.75	Topic 049	19.24
Topic 037	22.06	Topic 050	0.00
Topic 038	6.94		



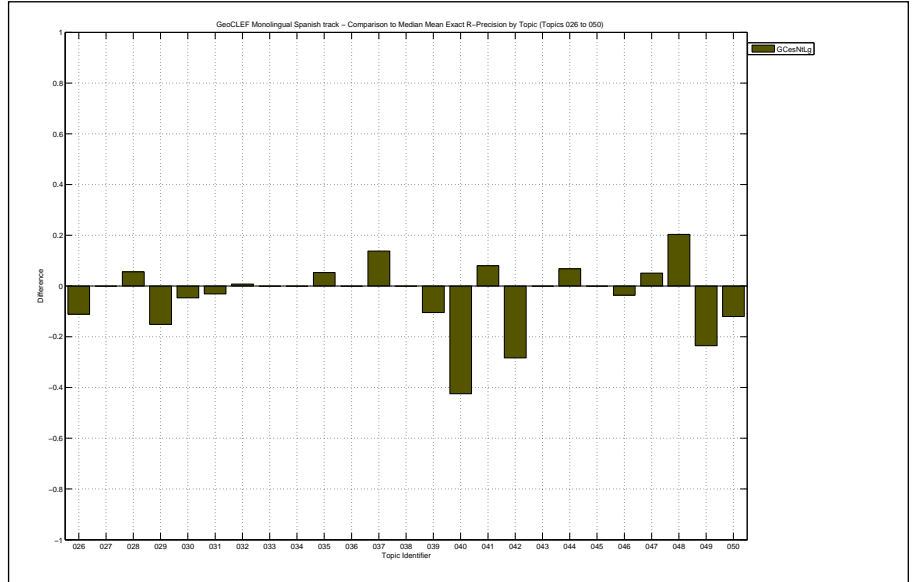
Docs Cutoff Levels	Precision at DCL (%)
5 docs	24.80
10 docs	25.20
15 docs	25.60
20 docs	23.40
30 docs	21.47
100 docs	18.24
200 docs	14.46
500 docs	8.28
1000 docs	4.83
R-Precision (precision after R document retrieved, where R = Relevant retrieved)	
	18.59



Exact R-Precision	
Maximum	0.8538
Minimum	0.0000
First Quartile	0.0000
Second Quartile	0.1656
Third Quartile	0.2760
Interquartile range	0.2760
Mean	0.1859
Standard Deviation	0.2082
Lower Outlier Threshold	0.0000
Upper Outlier Threshold	0.6264
Mean With No Outliers	0.1580
Std With No Outliers	0.1582



Precision averages (%) for individual queries			
Topic 026	0.00	Topic 039	10.45
Topic 027	0.00	Topic 040	17.99
Topic 028	33.33	Topic 041	32.00
Topic 029	27.27	Topic 042	0.00
Topic 030	16.56	Topic 043	0.00
Topic 031	3.92	Topic 044	28.16
Topic 032	85.38	Topic 045	0.00
Topic 033	1.00	Topic 046	10.71
Topic 034	24.32	Topic 047	8.47
Topic 035	26.32	Topic 048	62.64
Topic 036	20.91	Topic 049	27.65
Topic 037	27.59	Topic 050	0.00
Topic 038	0.00		

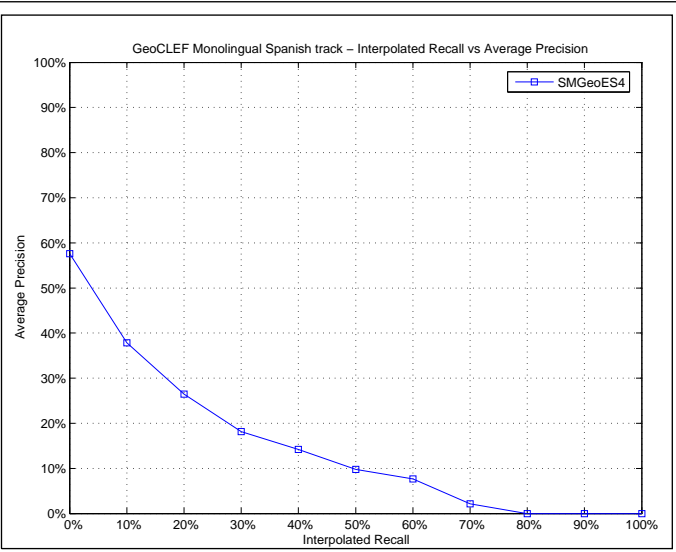


Overall statistics for 25 queries :		Priority	4
Total number of documents over all queries		Query Construction	AUTOMATIC
Retrieved	25,000	Source Language	Spanish; Castilian
Relevant	2,054	Topic Fields	title, description
Relevant retrieved	746	Pooled	true
Geometric Mean Average Precision		Monolingual Spanish query expansion	
Binary Preference (BPREF)		0.1608	

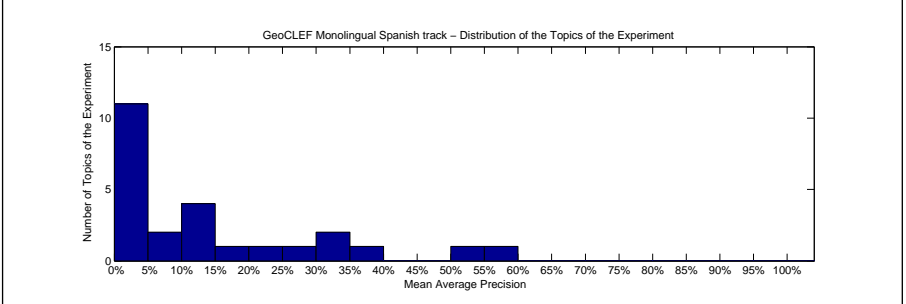
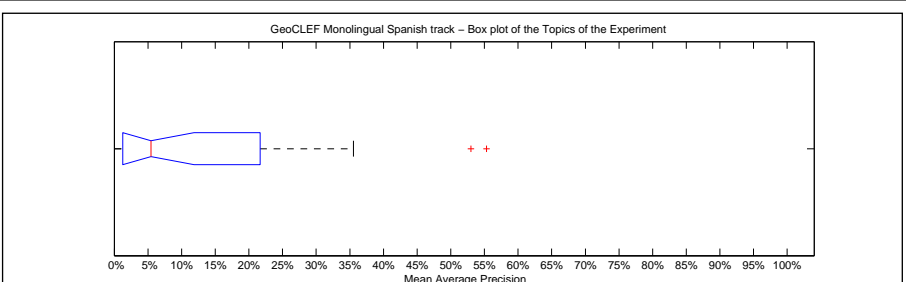
Interploated Recall (%)	Precision Averages (%)
0	57.59
10	37.87
20	26.49
30	18.15
40	14.18
50	9.77
60	7.66
70	2.17
80	0.00
90	0.00
100	0.00

Average precision (non-interpolated) for all relevant documents (averaged over queries)

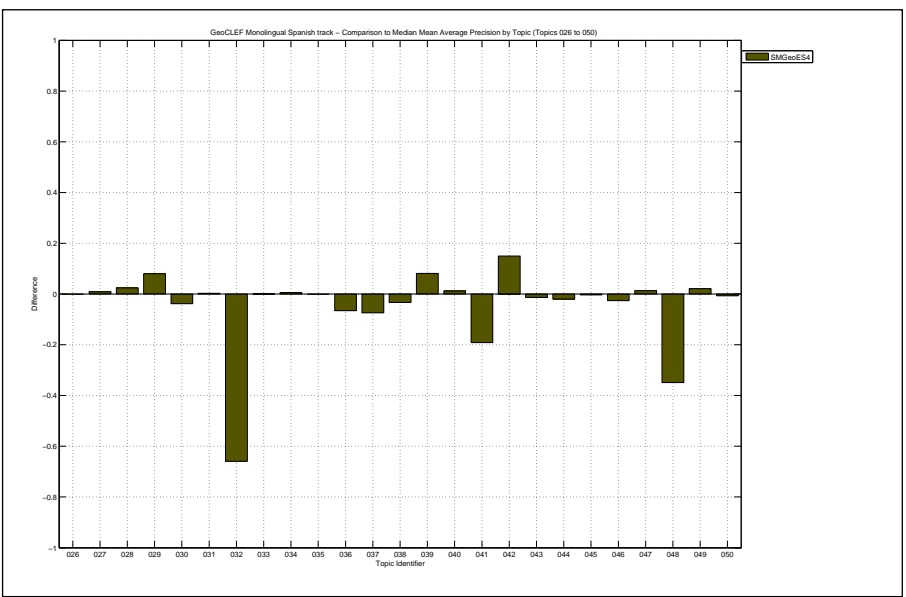
13.78



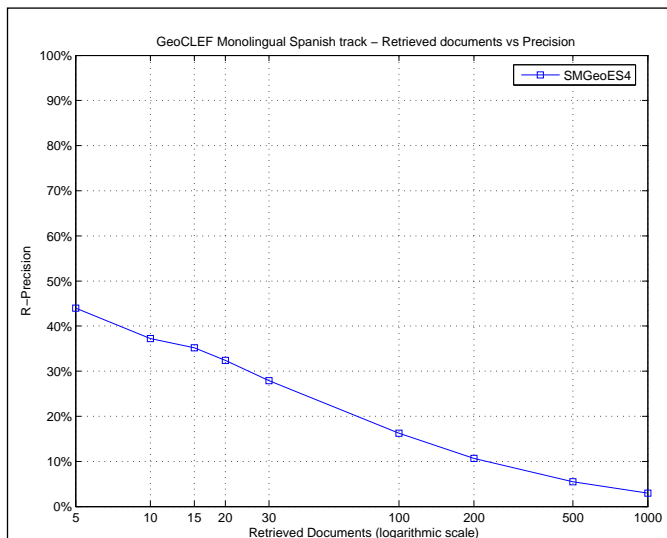
Mean Average Precision	
Maximum	0.5530
Minimum	0.0000
First Quartile	0.0126
Second Quartile	0.0544
Third Quartile	0.2166
Interquartile range	0.2039
Mean	0.1378
Standard Deviation	0.1646
Lower Outlier Threshold	0.0000
Upper Outlier Threshold	0.3556
Mean With No Outliers	0.1026
Std With No Outliers	0.1159



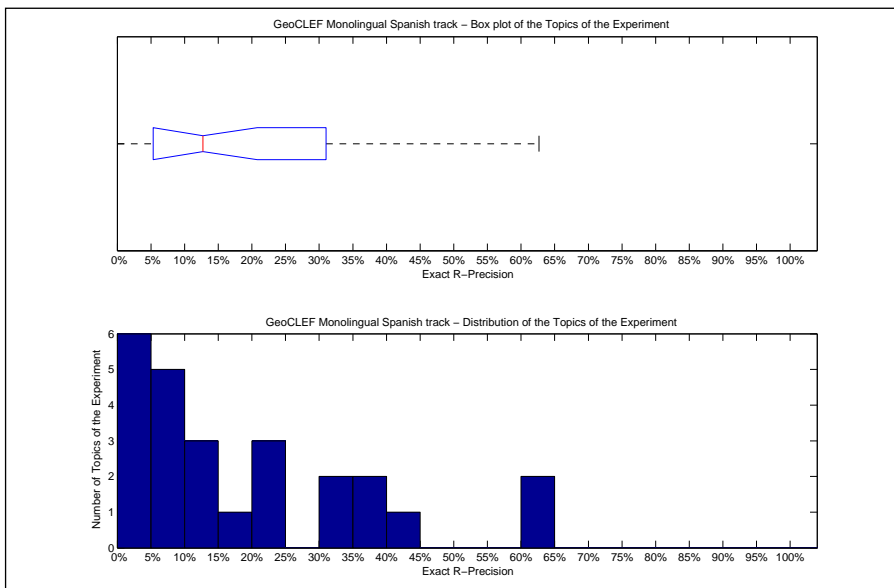
Precision averages (%) for individual queries			
Topic 026	1.71	Topic 039	30.24
Topic 027	1.90	Topic 040	55.30
Topic 028	26.13	Topic 041	1.03
Topic 029	35.56	Topic 042	33.36
Topic 030	11.09	Topic 043	0.00
Topic 031	1.34	Topic 044	12.63
Topic 032	20.17	Topic 045	0.60
Topic 033	0.10	Topic 046	10.51
Topic 034	18.91	Topic 047	5.44
Topic 035	12.17	Topic 048	5.40
Topic 036	4.34	Topic 049	53.01
Topic 037	0.03	Topic 050	3.42
Topic 038	0.00		



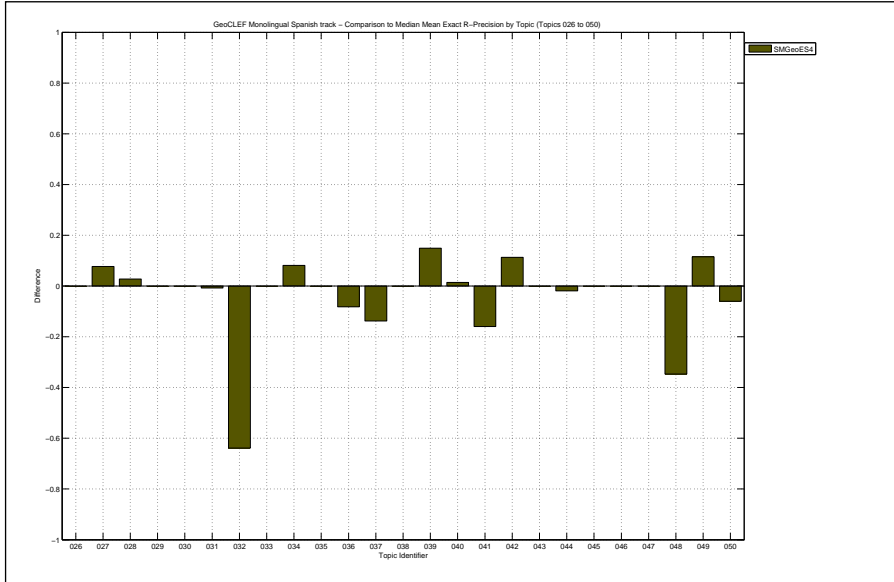
Docs Cutoff Levels	Precision at DCL (%)
5 docs	44.00
10 docs	37.20
15 docs	35.20
20 docs	32.40
30 docs	27.87
100 docs	16.28
200 docs	10.68
500 docs	5.46
1000 docs	2.98
R-Precision (precision after R document retrieved, where R = Relevant retrieved)	
	18.63



Exact R-Precision	
Maximum	0.6267
Minimum	0.0000
First Quartile	0.0535
Second Quartile	0.1273
Third Quartile	0.3102
Interquartile range	0.2568
Mean	0.1863
Standard Deviation	0.1845
Lower Outlier Threshold	0.0000
Upper Outlier Threshold	0.6267
Mean With No Outliers	0.1863
Std With No Outliers	0.1845



Precision averages (%) for individual queries			
Topic 026	11.11	Topic 039	35.82
Topic 027	7.69	Topic 040	61.87
Topic 028	30.56	Topic 041	8.00
Topic 029	42.42	Topic 042	39.62
Topic 030	21.19	Topic 043	0.00
Topic 031	6.27	Topic 044	19.42
Topic 032	20.77	Topic 045	0.00
Topic 033	1.00	Topic 046	14.29
Topic 034	32.43	Topic 047	3.39
Topic 035	21.05	Topic 048	7.55
Topic 036	12.73	Topic 049	62.67
Topic 037	0.00	Topic 050	6.00
Topic 038	0.00		



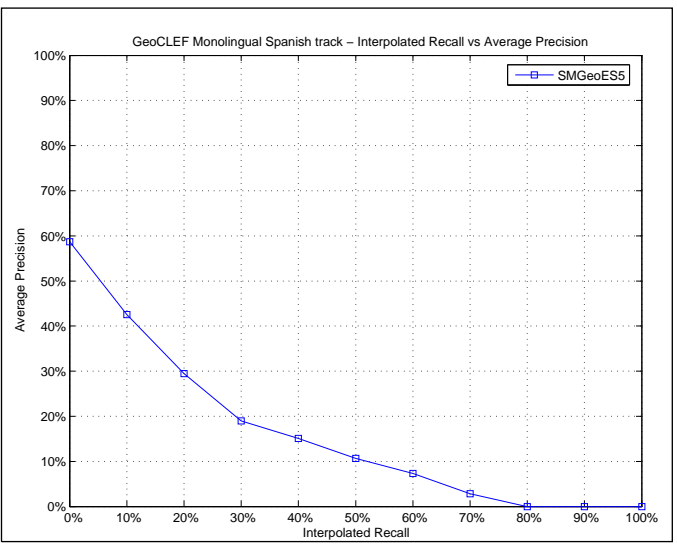


Overall statistics for 25 queries :		Priority	5
Total number of documents over all queries		Query Construction	AUTOMATIC
Retrieved	25,000	Source Language	Spanish; Castilian
Relevant	2,054	Topic Fields	title, description, narrative
Relevant retrieved	743	Pooled	true
Geometric Mean Average Precision		Monolingual Spanish no query expansion	
Binary Preference (BPREF)		0.1781	

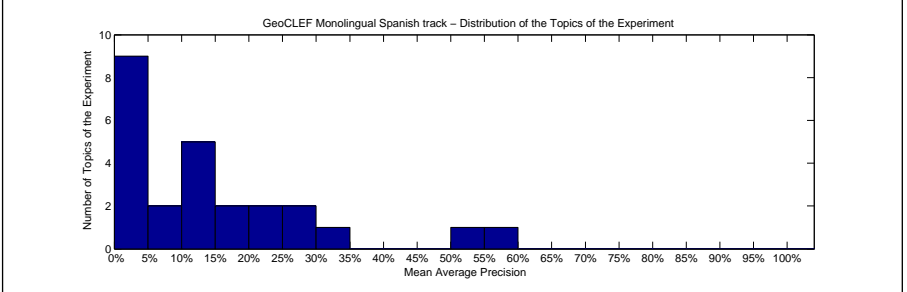
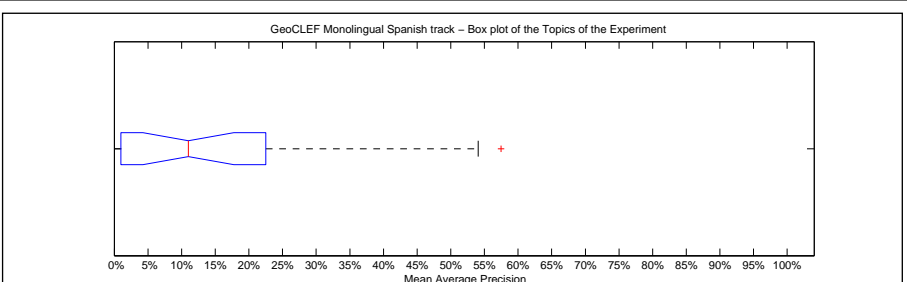
Interploated Recall (%)	Precision Averages (%)
0	58.66
10	42.54
20	29.48
30	18.96
40	15.11
50	10.69
60	7.32
70	2.79
80	0.00
90	0.00
100	0.00

Average precision (non-interpolated) for all relevant documents (averaged over queries)

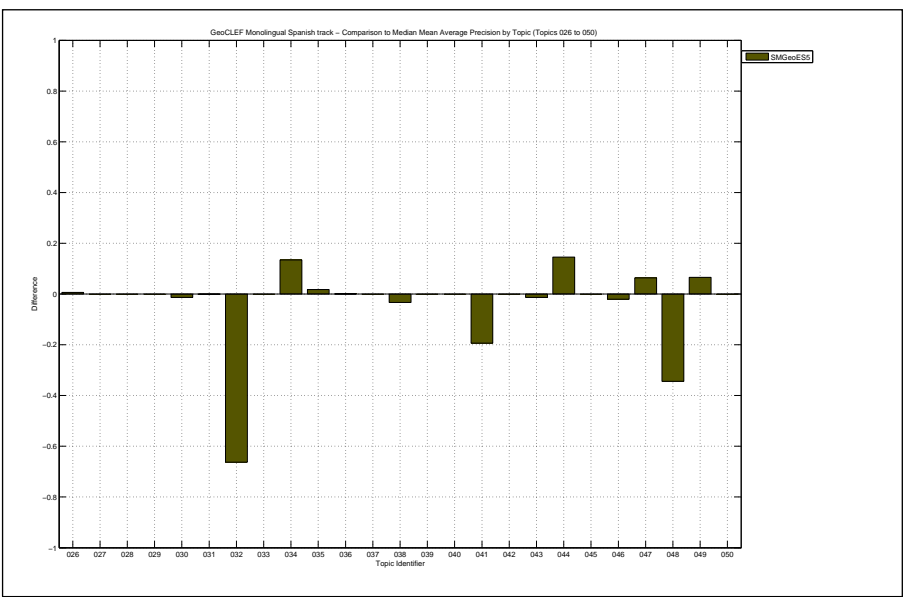
14.71



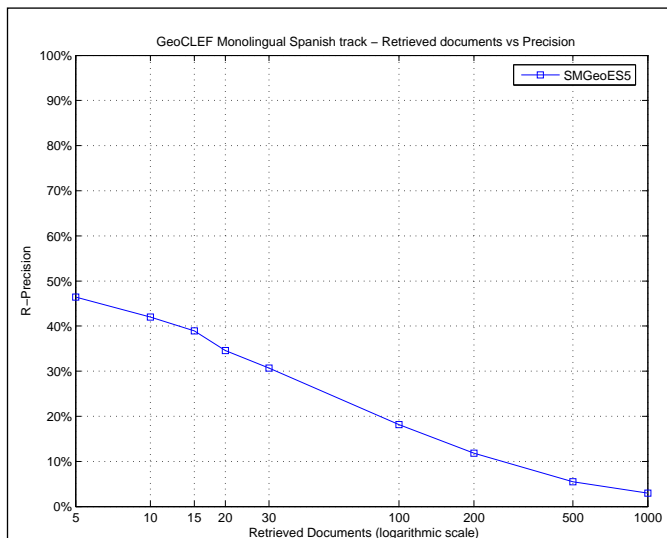
Mean Average Precision	
Maximum	0.5745
Minimum	0.0000
First Quartile	0.0099
Second Quartile	0.1102
Third Quartile	0.2251
Interquartile range	0.2152
Mean	0.1471
Standard Deviation	0.1590
Lower Outlier Threshold	0.0000
Upper Outlier Threshold	0.5408
Mean With No Outliers	0.1293
Std With No Outliers	0.1345



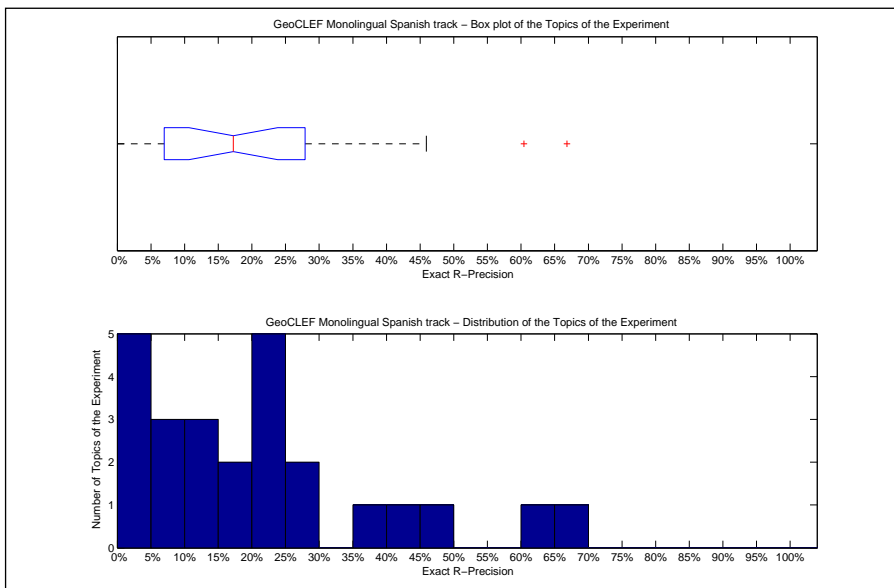
Precision averages (%) for individual queries			
Topic 026	2.36	Topic 039	22.11
Topic 027	0.99	Topic 040	54.08
Topic 028	23.70	Topic 041	0.84
Topic 029	27.59	Topic 042	18.35
Topic 030	13.52	Topic 043	0.00
Topic 031	0.99	Topic 044	29.15
Topic 032	19.84	Topic 045	0.96
Topic 033	0.03	Topic 046	11.07
Topic 034	31.74	Topic 047	10.44
Topic 035	13.95	Topic 048	5.88
Topic 036	11.02	Topic 049	57.45
Topic 037	7.46	Topic 050	4.15
Topic 038	0.00		



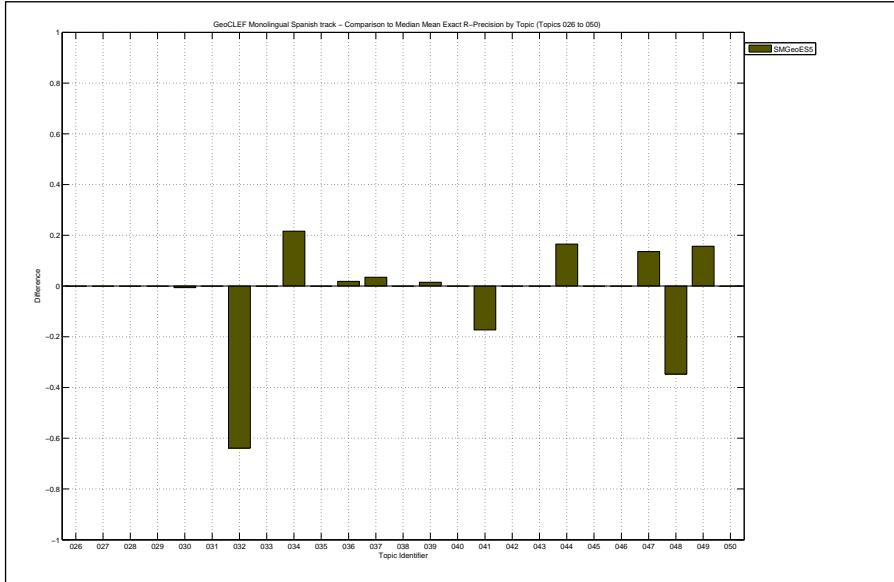
Docs Cutoff Levels	Precision at DCL (%)
5 docs	46.40
10 docs	42.00
15 docs	38.93
20 docs	34.60
30 docs	30.67
100 docs	18.16
200 docs	11.82
500 docs	5.49
1000 docs	2.97
R-Precision (precision after R document retrieved, where R = Relevant retrieved)	
	20.44



Exact R-Precision	
Maximum	0.6682
Minimum	0.0000
First Quartile	0.0696
Second Quartile	0.1724
Third Quartile	0.2791
Interquartile range	0.2095
Mean	0.2044
Standard Deviation	0.1839
Lower Outlier Threshold	0.0000
Upper Outlier Threshold	0.4595
Mean With No Outliers	0.1668
Std With No Outliers	0.1355



Precision averages (%) for individual queries			
Topic 026	11.11	Topic 039	22.39
Topic 027	0.00	Topic 040	60.43
Topic 028	27.78	Topic 041	6.67
Topic 029	42.42	Topic 042	28.30
Topic 030	20.53	Topic 043	0.00
Topic 031	7.06	Topic 044	37.86
Topic 032	20.77	Topic 045	0.00
Topic 033	1.00	Topic 046	14.29
Topic 034	45.95	Topic 047	16.95
Topic 035	21.05	Topic 048	7.55
Topic 036	22.73	Topic 049	66.82
Topic 037	17.24	Topic 050	12.00
Topic 038	0.00		

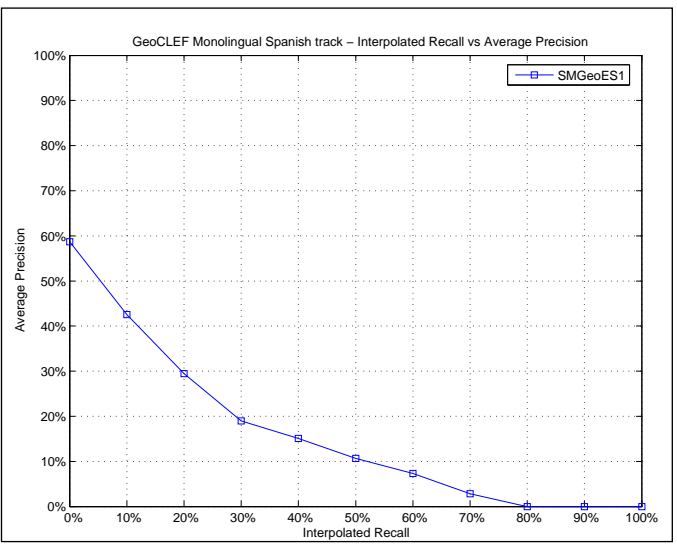


Overall statistics for 25 queries :		Priority	2
Total number of documents over all queries		Query Construction	AUTOMATIC
Retrieved	25,000	Source Language	Spanish; Castilian
Relevant	2,054	Topic Fields	title, description
Relevant retrieved	743	Pooled	true
Geometric Mean Average Precision		Monolingual Spanish title desc automatic	
Binary Preference (BPREF)		0.1781	

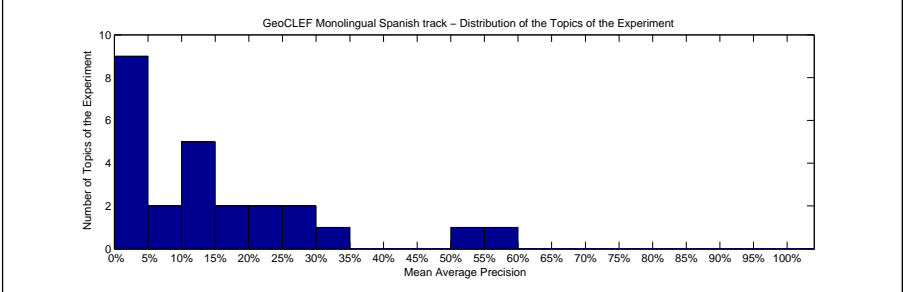
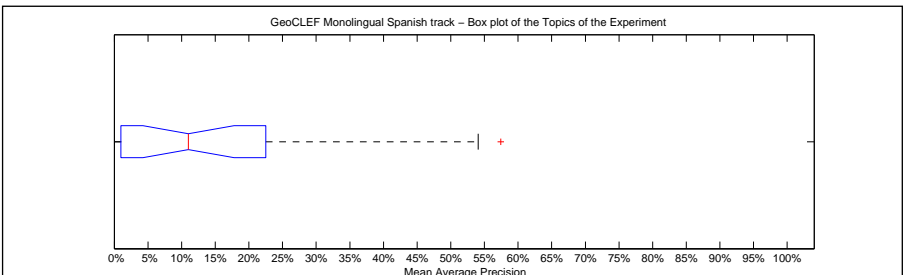
Interploated Recall (%)	Precision Averages (%)
0	58.66
10	42.54
20	29.49
30	18.95
40	15.09
50	10.69
60	7.32
70	2.80
80	0.00
90	0.00
100	0.00

Average precision (non-interpolated) for all relevant documents (averaged over queries)

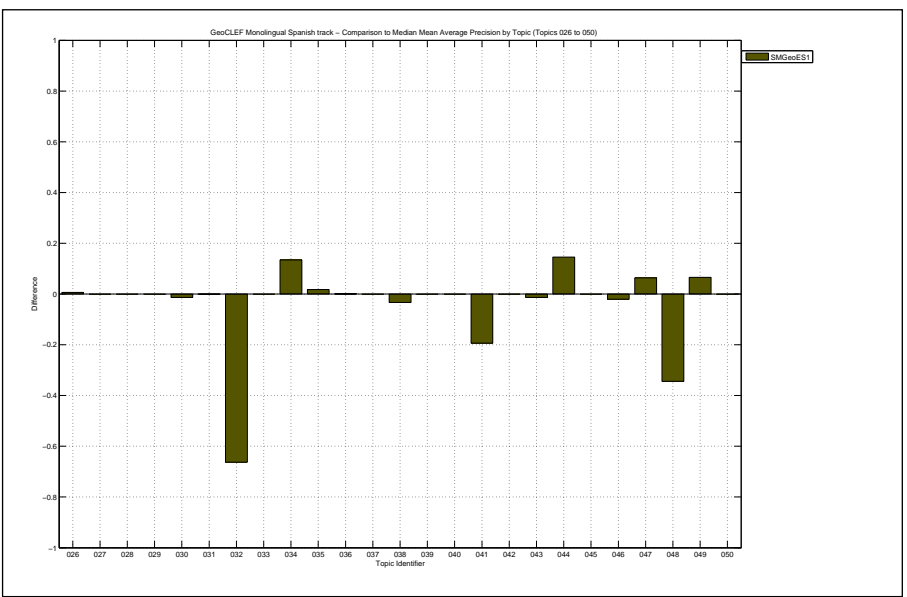
14.71



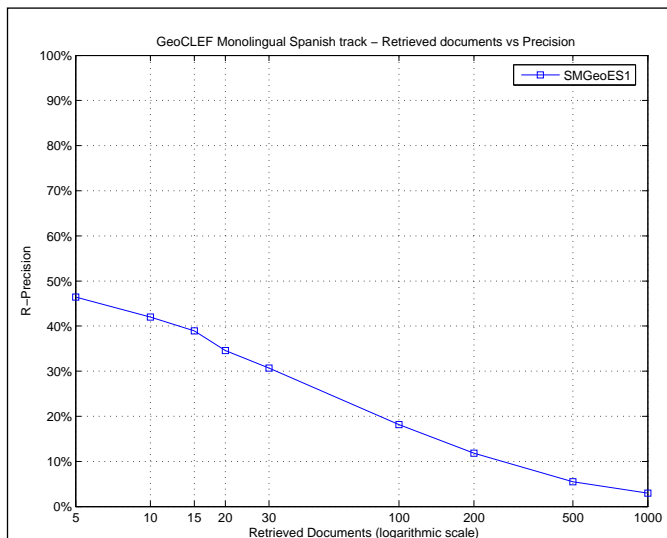
Mean Average Precision	
Maximum	0.5745
Minimum	0.0000
First Quartile	0.0099
Second Quartile	0.1102
Third Quartile	0.2252
Interquartile range	0.2153
Mean	0.1471
Standard Deviation	0.1590
Lower Outlier Threshold	0.0000
Upper Outlier Threshold	0.5408
Mean With No Outliers	0.1293
Std With No Outliers	0.1345



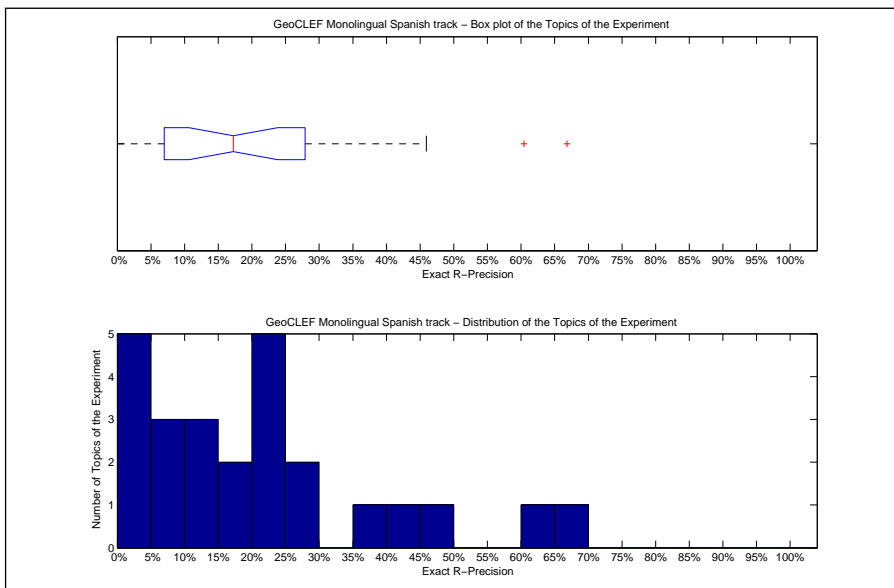
Precision averages (%) for individual queries			
Topic 026	2.36	Topic 039	22.13
Topic 027	0.99	Topic 040	54.08
Topic 028	23.70	Topic 041	0.84
Topic 029	27.59	Topic 042	18.35
Topic 030	13.52	Topic 043	0.00
Topic 031	0.99	Topic 044	29.15
Topic 032	19.84	Topic 045	0.96
Topic 033	0.03	Topic 046	11.07
Topic 034	31.74	Topic 047	10.44
Topic 035	13.92	Topic 048	5.88
Topic 036	11.02	Topic 049	57.45
Topic 037	7.46	Topic 050	4.15
Topic 038	0.00		



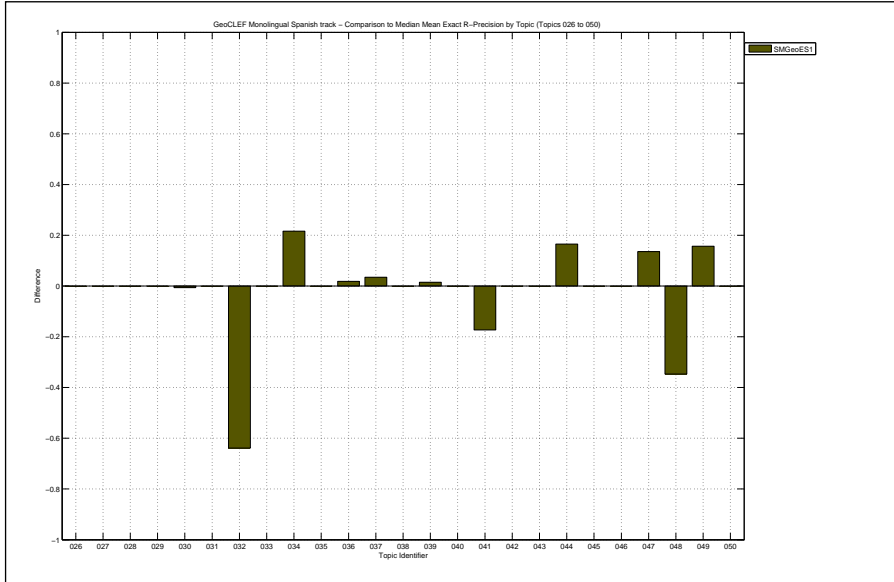
Docs Cutoff Levels	Precision at DCL (%)
5 docs	46.40
10 docs	42.00
15 docs	38.93
20 docs	34.60
30 docs	30.67
100 docs	18.16
200 docs	11.82
500 docs	5.49
1000 docs	2.97
R-Precision (precision after R document retrieved, where R = Relevant retrieved)	
	20.44



Exact R-Precision	
Maximum	0.6682
Minimum	0.0000
First Quartile	0.0696
Second Quartile	0.1724
Third Quartile	0.2791
Interquartile range	0.2095
Mean	0.2044
Standard Deviation	0.1839
Lower Outlier Threshold	0.0000
Upper Outlier Threshold	0.4595
Mean With No Outliers	0.1668
Std With No Outliers	0.1355



Precision averages (%) for individual queries			
Topic 026	11.11	Topic 039	22.39
Topic 027	0.00	Topic 040	60.43
Topic 028	27.78	Topic 041	6.67
Topic 029	42.42	Topic 042	28.30
Topic 030	20.53	Topic 043	0.00
Topic 031	7.06	Topic 044	37.86
Topic 032	20.77	Topic 045	0.00
Topic 033	1.00	Topic 046	14.29
Topic 034	45.95	Topic 047	16.95
Topic 035	21.05	Topic 048	7.55
Topic 036	22.73	Topic 049	66.82
Topic 037	17.24	Topic 050	12.00
Topic 038	0.00		

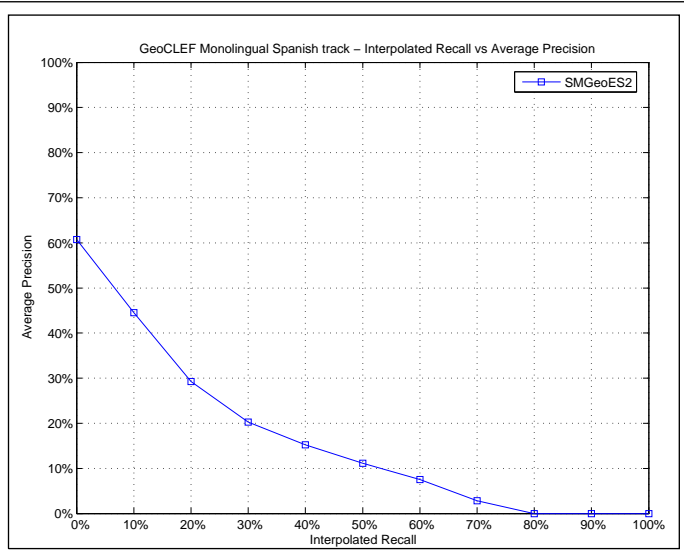


Overall statistics for 25 queries :		Priority	3
Total number of documents over all queries		Query Construction	AUTOMATIC
Retrieved	25,000	Source Language	Spanish; Castilian
Relevant	2,054	Topic Fields	title, description, narrative
Relevant retrieved	745	Pooled	true
Geometric Mean Average Precision	0.0366	Monolingual Spanish title + desc + narr	
Binary Preference (BPREF)	0.1806		

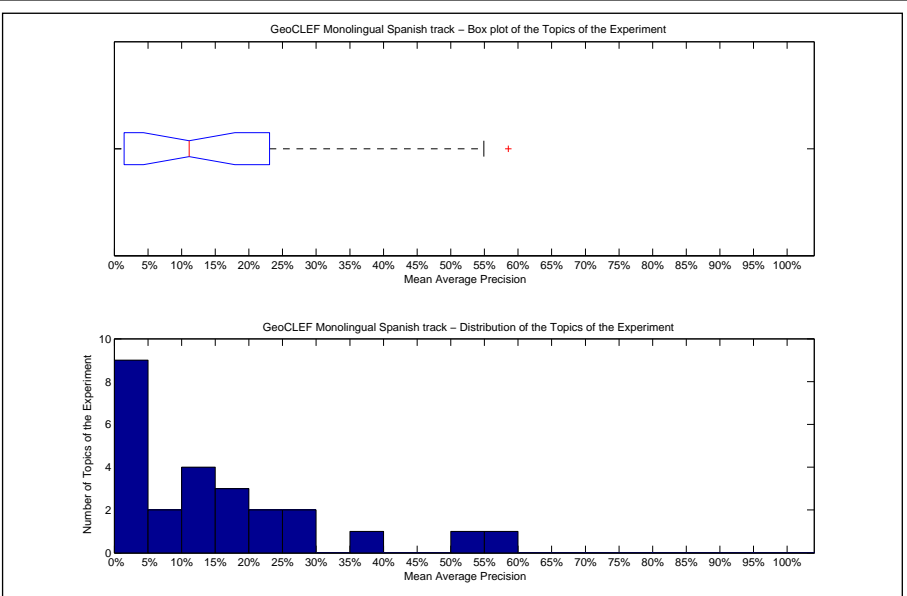
Interploated Recall (%)	Precision Averages (%)
0	60.75
10	44.52
20	29.27
30	20.27
40	15.21
50	11.16
60	7.54
70	2.82
80	0.00
90	0.00
100	0.00

Average precision (non-interpolated) for all relevant documents (averaged over queries)

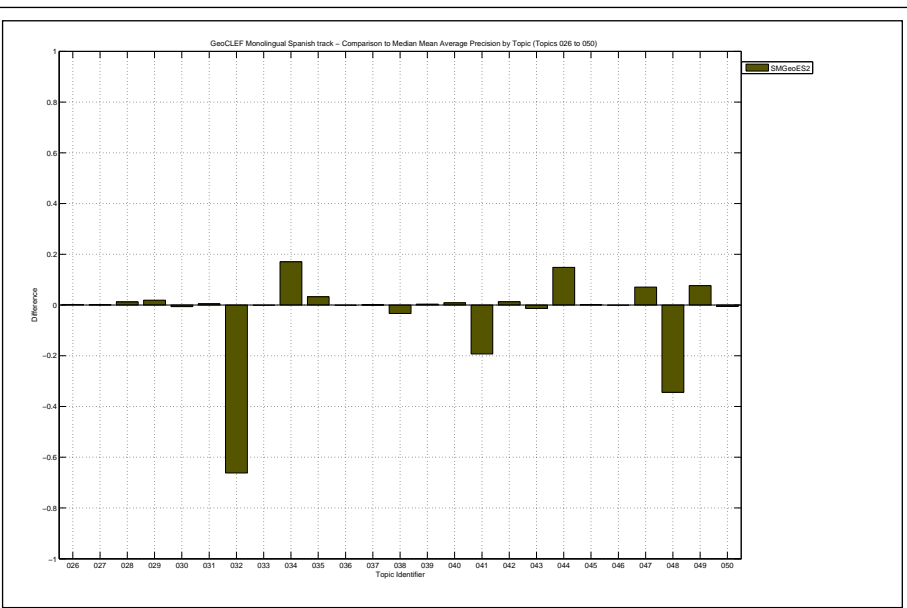
15.33



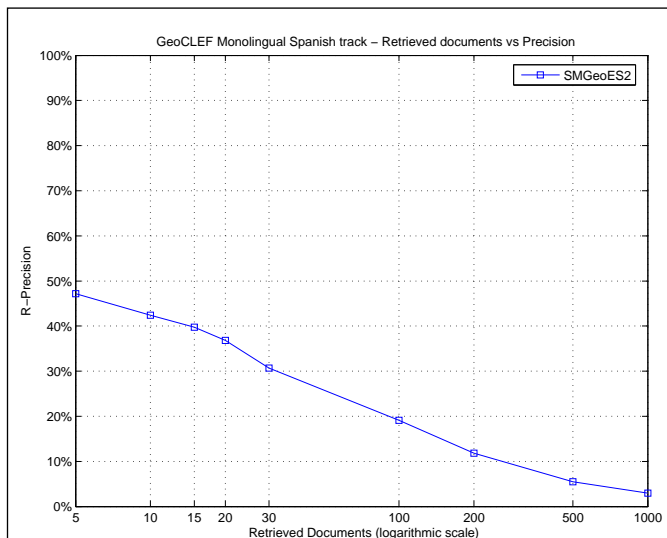
Mean Average Precision	
Maximum	0.5854
Minimum	0.0000
First Quartile	0.0145
Second Quartile	0.1114
Third Quartile	0.2309
Interquartile range	0.2164
Mean	0.1533
Standard Deviation	0.1637
Lower Outlier Threshold	0.0000
Upper Outlier Threshold	0.5494
Mean With No Outliers	0.1353
Std With No Outliers	0.1397



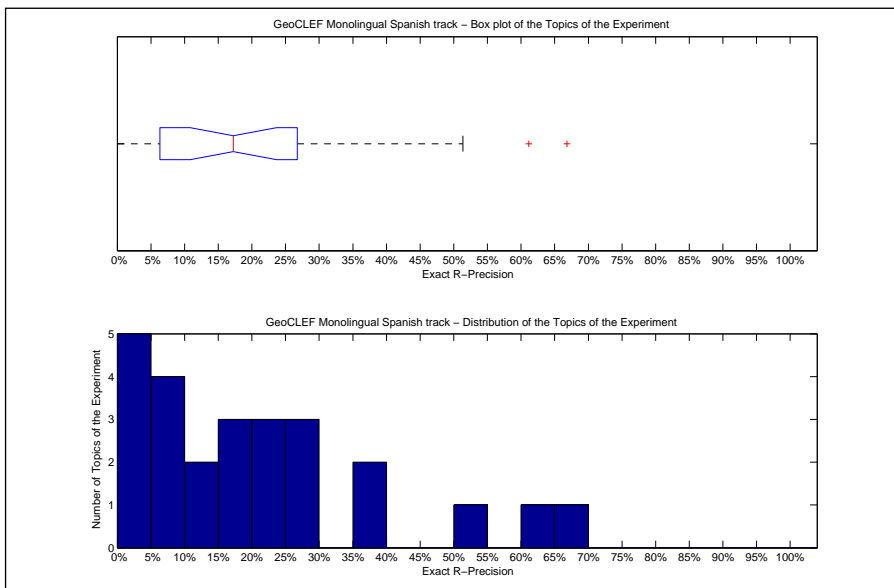
Precision averages (%) for individual queries			
Topic 026	1.92	Topic 039	22.49
Topic 027	1.13	Topic 040	54.94
Topic 028	24.89	Topic 041	0.86
Topic 029	29.49	Topic 042	19.64
Topic 030	14.26	Topic 043	0.00
Topic 031	1.56	Topic 044	29.43
Topic 032	19.94	Topic 045	1.13
Topic 033	0.03	Topic 046	13.10
Topic 034	35.33	Topic 047	11.14
Topic 035	15.45	Topic 048	5.92
Topic 036	10.93	Topic 049	58.54
Topic 037	7.52	Topic 050	3.61
Topic 038	0.00		



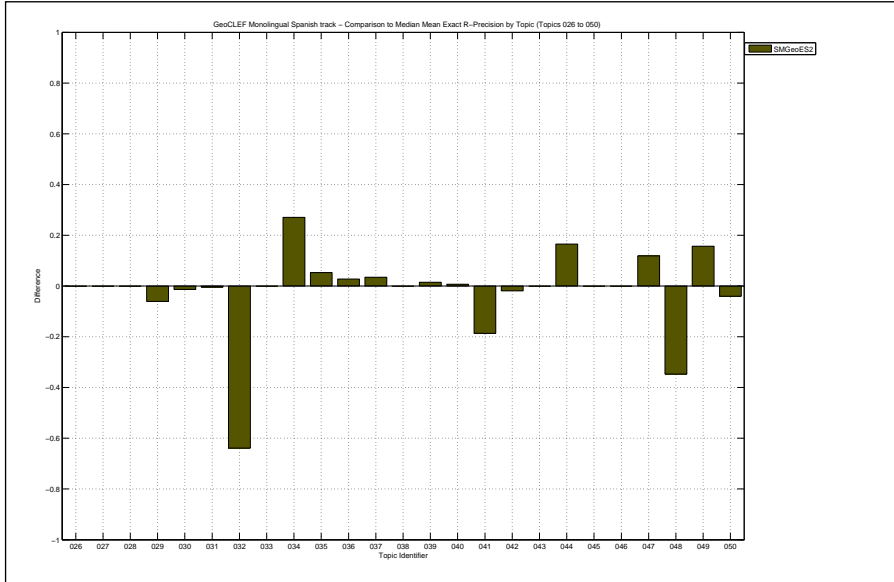
Docs Cutoff Levels	Precision at DCL (%)
5 docs	47.20
10 docs	42.40
15 docs	39.73
20 docs	36.80
30 docs	30.67
100 docs	19.08
200 docs	11.82
500 docs	5.48
1000 docs	2.98
R-Precision (precision after R document retrieved, where R = Relevant retrieved)	
	20.29



Exact R-Precision	
Maximum	0.6682
Minimum	0.0000
First Quartile	0.0633
Second Quartile	0.1724
Third Quartile	0.2676
Interquartile range	0.2042
Mean	0.2029
Standard Deviation	0.1872
Lower Outlier Threshold	0.0000
Upper Outlier Threshold	0.5135
Mean With No Outliers	0.1649
Std With No Outliers	0.1389



Precision averages (%) for individual queries			
Topic 026	11.11	Topic 039	22.39
Topic 027	0.00	Topic 040	61.15
Topic 028	27.78	Topic 041	5.33
Topic 029	36.36	Topic 042	26.42
Topic 030	19.87	Topic 043	0.00
Topic 031	6.67	Topic 044	37.86
Topic 032	20.77	Topic 045	0.00
Topic 033	1.00	Topic 046	14.29
Topic 034	51.35	Topic 047	15.25
Topic 035	26.32	Topic 048	7.55
Topic 036	23.64	Topic 049	66.82
Topic 037	17.24	Topic 050	8.00
Topic 038	0.00		

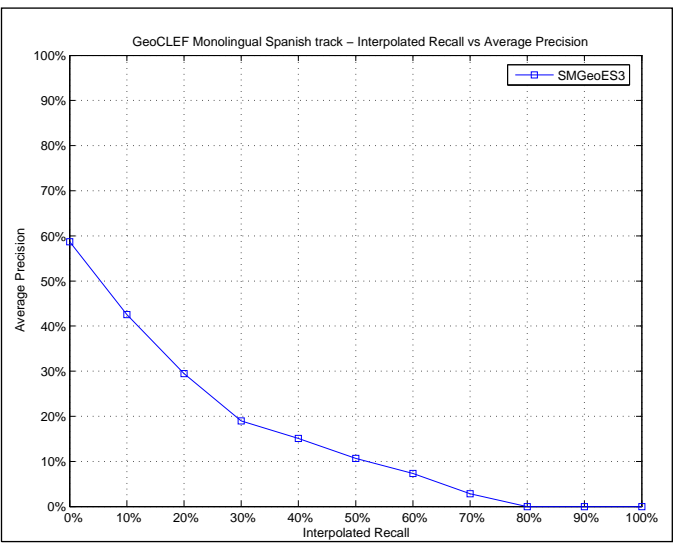


Overall statistics for 25 queries :		Priority	1
Total number of documents over all queries		Query Construction	MANUAL
Retrieved	25,000	Source Language	Spanish; Castilian
Relevant	2,054	Topic Fields	title, description
Relevant retrieved	743	Pooled	true
Geometric Mean Average Precision		Monolingual Spanish adding information from gazetteers and other sources	
Binary Preference (BPREF)		0.1781	

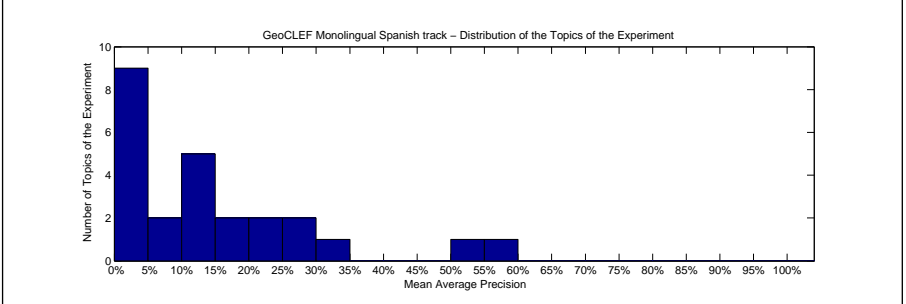
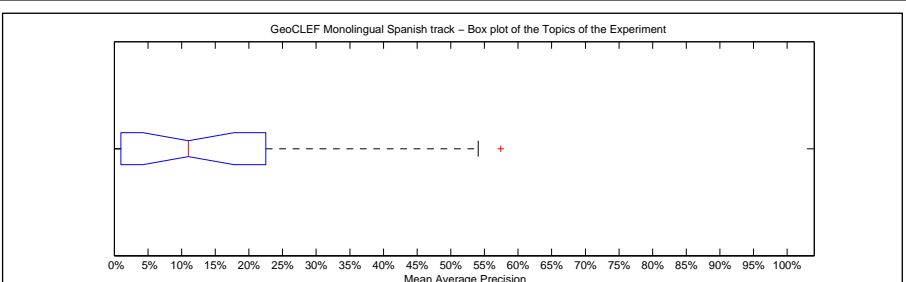
Interploated Recall (%)	Precision Averages (%)
0	58.66
10	42.54
20	29.49
30	18.95
40	15.09
50	10.69
60	7.32
70	2.80
80	0.00
90	0.00
100	0.00

Average precision (non-interpolated) for all relevant documents (averaged over queries)

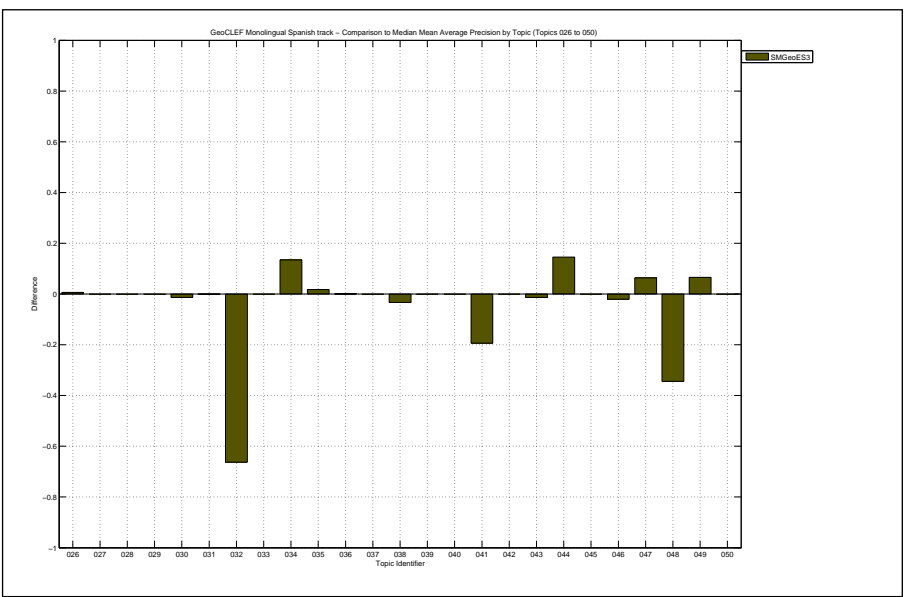
14.71



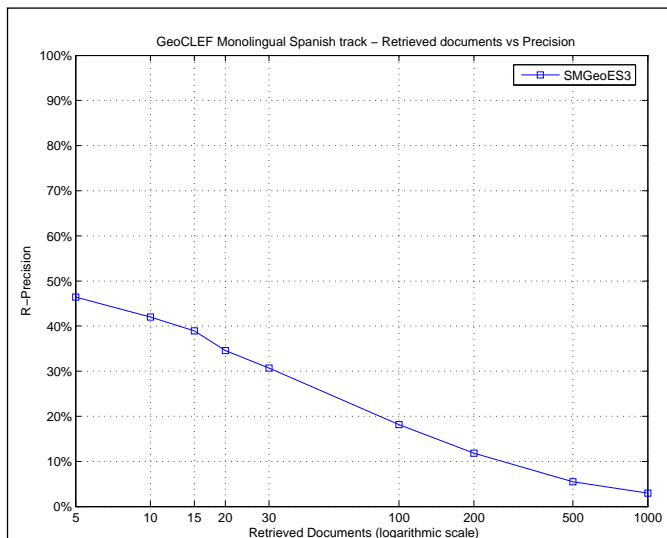
Mean Average Precision	
Maximum	0.5745
Minimum	0.0000
First Quartile	0.0099
Second Quartile	0.1102
Third Quartile	0.2252
Interquartile range	0.2153
Mean	0.1471
Standard Deviation	0.1590
Lower Outlier Threshold	0.0000
Upper Outlier Threshold	0.5408
Mean With No Outliers	0.1293
Std With No Outliers	0.1345



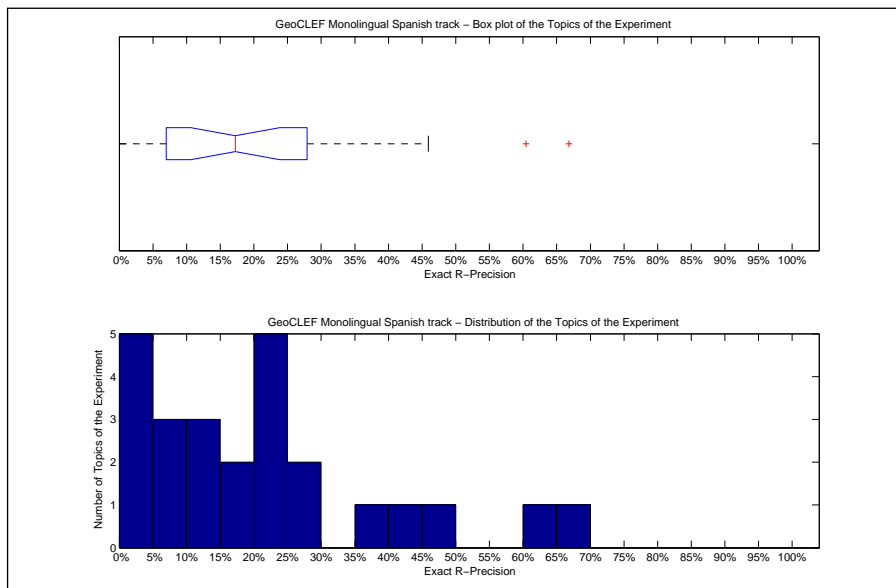
Precision averages (%) for individual queries			
Topic 026	2.36	Topic 039	22.13
Topic 027	0.99	Topic 040	54.08
Topic 028	23.70	Topic 041	0.84
Topic 029	27.59	Topic 042	18.35
Topic 030	13.52	Topic 043	0.00
Topic 031	0.99	Topic 044	29.15
Topic 032	19.84	Topic 045	0.96
Topic 033	0.03	Topic 046	11.07
Topic 034	31.74	Topic 047	10.44
Topic 035	13.92	Topic 048	5.88
Topic 036	11.02	Topic 049	57.45
Topic 037	7.46	Topic 050	4.15
Topic 038	0.00		



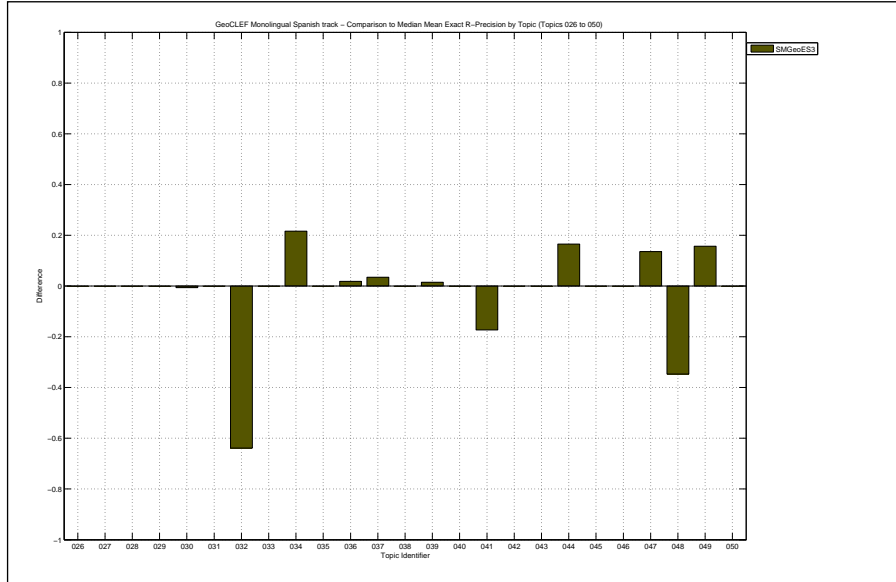
Docs Cutoff Levels	Precision at DCL (%)
5 docs	46.40
10 docs	42.00
15 docs	38.93
20 docs	34.60
30 docs	30.67
100 docs	18.16
200 docs	11.82
500 docs	5.49
1000 docs	2.97
R-Precision (precision after R document retrieved, where R = Relevant retrieved)	
	20.44



Exact R-Precision	
Maximum	0.6682
Minimum	0.0000
First Quartile	0.0696
Second Quartile	0.1724
Third Quartile	0.2791
Interquartile range	0.2095
Mean	0.2044
Standard Deviation	0.1839
Lower Outlier Threshold	0.0000
Upper Outlier Threshold	0.4595
Mean With No Outliers	0.1668
Std With No Outliers	0.1355



Precision averages (%) for individual queries			
Topic 026	11.11	Topic 039	22.39
Topic 027	0.00	Topic 040	60.43
Topic 028	27.78	Topic 041	6.67
Topic 029	42.42	Topic 042	28.30
Topic 030	20.53	Topic 043	0.00
Topic 031	7.06	Topic 044	37.86
Topic 032	20.77	Topic 045	0.00
Topic 033	1.00	Topic 046	14.29
Topic 034	45.95	Topic 047	16.95
Topic 035	21.05	Topic 048	7.55
Topic 036	22.73	Topic 049	66.82
Topic 037	17.24	Topic 050	12.00
Topic 038	0.00		





Overall statistics for 25 queries :	
Total number of documents over all queries	
Retrieved	25,000
Relevant	1,060
Relevant retrieved	604
Geometric Mean Average Precision	0.0124
Binary Preference (BPREF)	0.1469

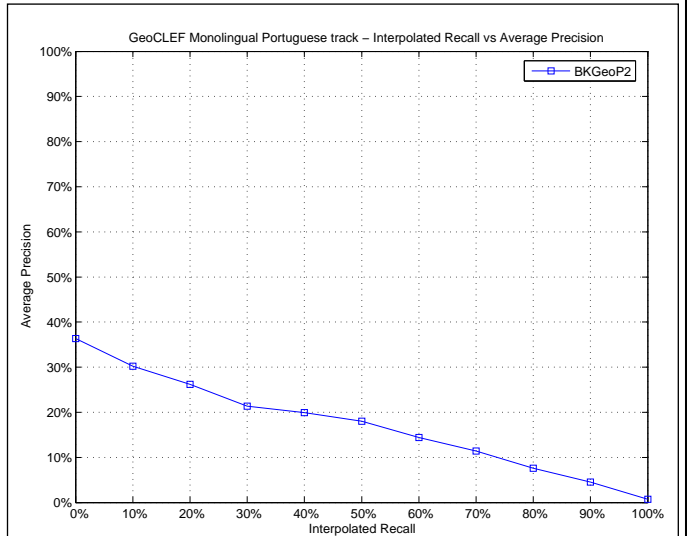
Priority	1
Query Construction	AUTOMATIC
Source Language	Portuguese
Topic Fields	title, description, narrative
Pooled	true

Baseline TDN run using standard logistic regression algorithms plus blind feedback

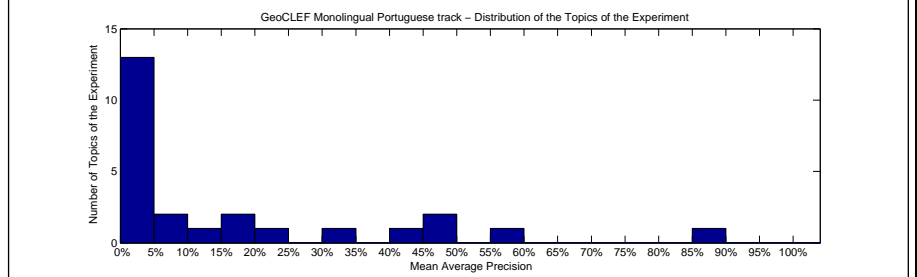
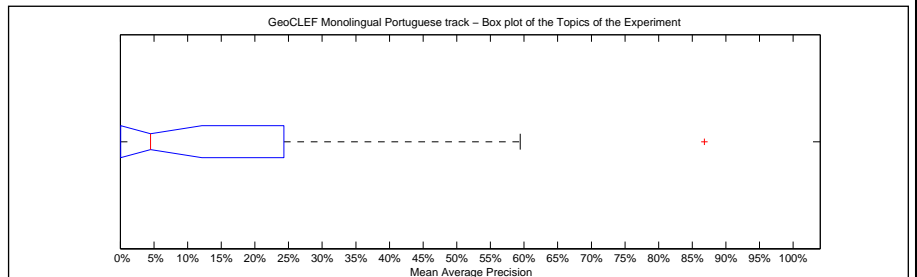
Interploated Recall (%)	Precision Averages (%)
0	36.34
10	30.25
20	26.18
30	21.39
40	19.96
50	18.01
60	14.41
70	11.42
80	7.62
90	4.50
100	0.72

Average precision (non-interpolated) for all relevant documents (averaged over queries)

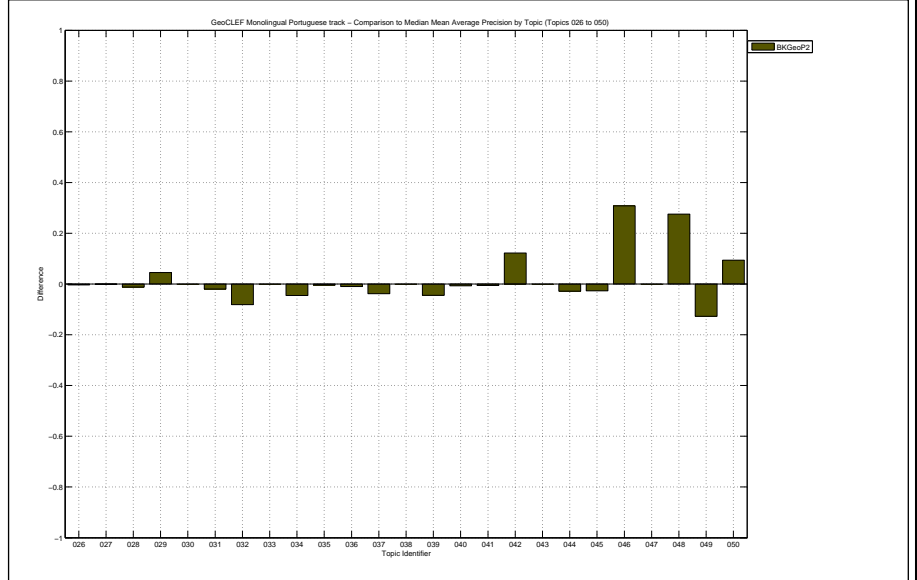
16.31



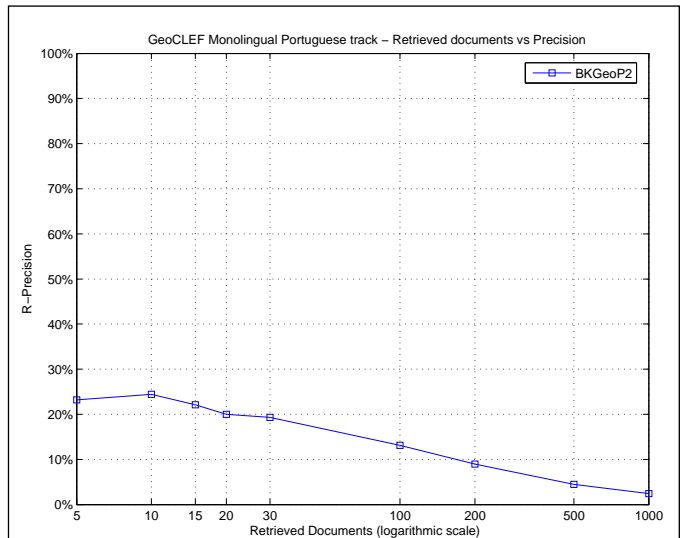
Mean Average Precision	
Maximum	0.8680
Minimum	0.0000
First Quartile	0.0006
Second Quartile	0.0450
Third Quartile	0.2431
Interquartile range	0.2424
Mean	0.1631
Standard Deviation	0.2318
Lower Outlier Threshold	0.0000
Upper Outlier Threshold	0.5945
Mean With No Outliers	0.1337
Std With No Outliers	0.1832



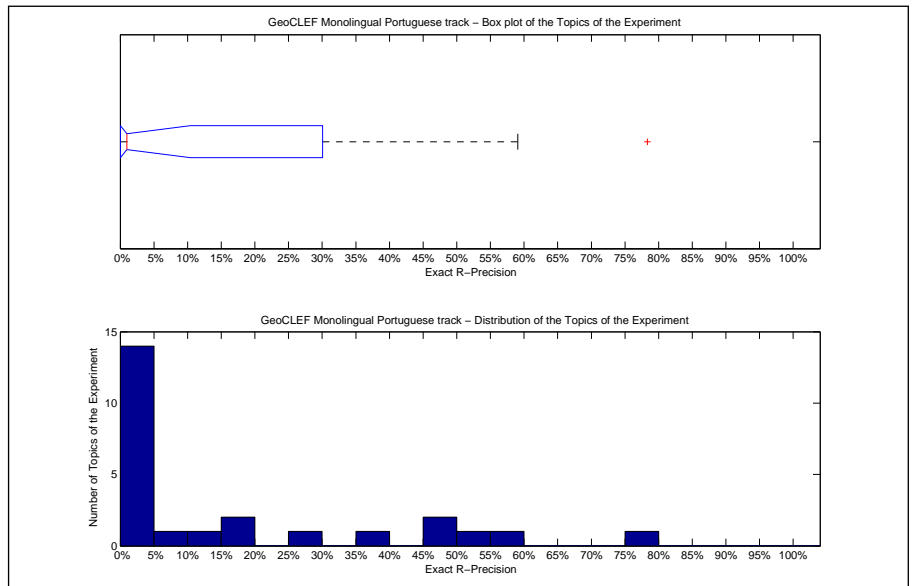
Precision averages (%) for individual queries			
Topic 026	0.06	Topic 039	4.50
Topic 027	0.04	Topic 040	0.03
Topic 028	11.86	Topic 041	0.00
Topic 029	32.24	Topic 042	43.10
Topic 030	45.55	Topic 043	0.11
Topic 031	16.45	Topic 044	0.37
Topic 032	45.34	Topic 045	18.73
Topic 033	0.19	Topic 046	59.45
Topic 034	0.03	Topic 047	0.84
Topic 035	0.51	Topic 048	86.80
Topic 036	0.00	Topic 049	9.93
Topic 037	0.07	Topic 050	21.66
Topic 038	9.78		



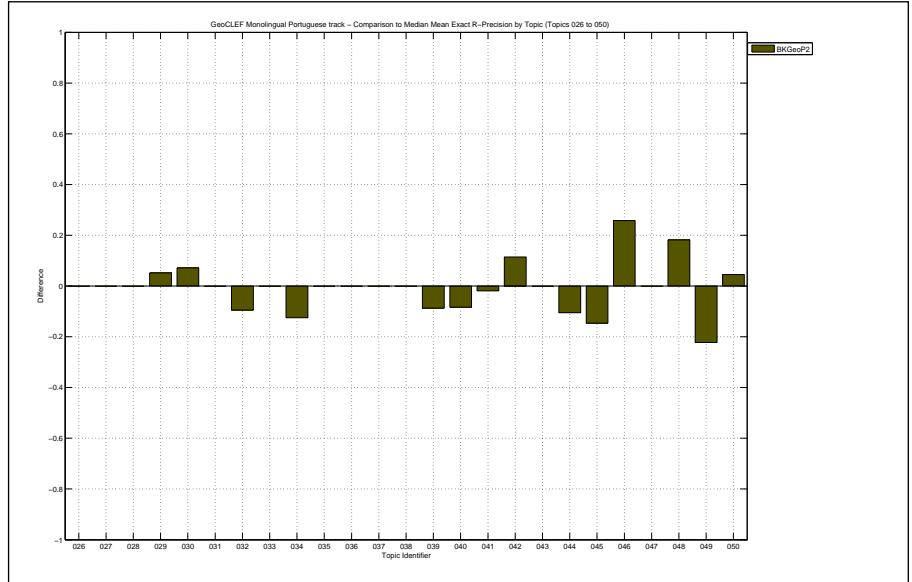
Docs Cutoff Levels	Precision at DCL (%)
5 docs	23.20
10 docs	24.40
15 docs	22.13
20 docs	20.00
30 docs	19.33
100 docs	13.08
200 docs	8.98
500 docs	4.46
1000 docs	2.42
R-Precision (precision after R document retrieved, where R = Relevant retrieved)	
	16.46



Exact R-Precision	
Maximum	0.7832
Minimum	0.0000
First Quartile	0.0000
Second Quartile	0.0098
Third Quartile	0.3007
Interquartile range	0.3007
Mean	0.1646
Standard Deviation	0.2348
Lower Outlier Threshold	0.0000
Upper Outlier Threshold	0.5909
Mean With No Outliers	0.1388
Std With No Outliers	0.2005



Precision averages (%) for individual queries			
Topic 026	0.00	Topic 039	4.35
Topic 027	0.98	Topic 040	0.00
Topic 028	15.62	Topic 041	0.00
Topic 029	38.46	Topic 042	48.57
Topic 030	50.00	Topic 043	0.00
Topic 031	14.75	Topic 044	0.00
Topic 032	49.06	Topic 045	19.51
Topic 033	0.00	Topic 046	59.09
Topic 034	0.00	Topic 047	0.00
Topic 035	0.00	Topic 048	78.32
Topic 036	0.00	Topic 049	5.56
Topic 037	0.00	Topic 050	27.27
Topic 038	0.00		



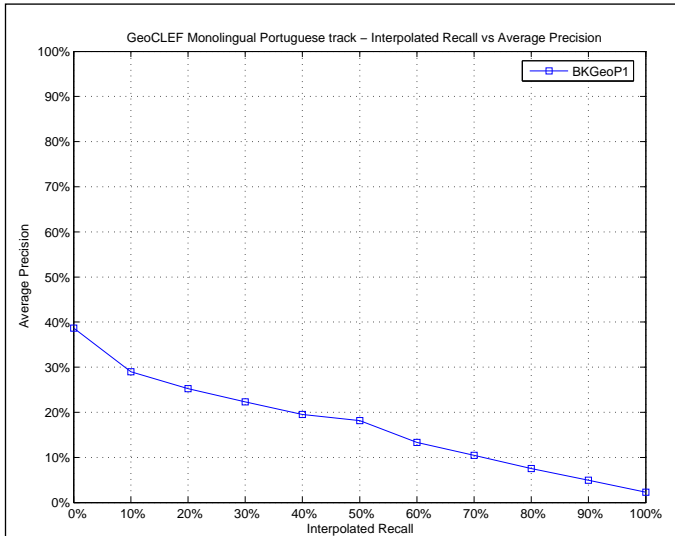
Overall statistics for 25 queries :	
Total number of documents over all queries	
Retrieved	25,000
Relevant	1,060
Relevant retrieved	644
Geometric Mean Average Precision	0.0183
Binary Preference (BPREF)	0.1478

Priority	2
Query Construction	AUTOMATIC
Source Language	Portuguese
Topic Fields	title, description
Pooled	true
Baseline TD run using standard logistic regression algorithms plus blind feedback	

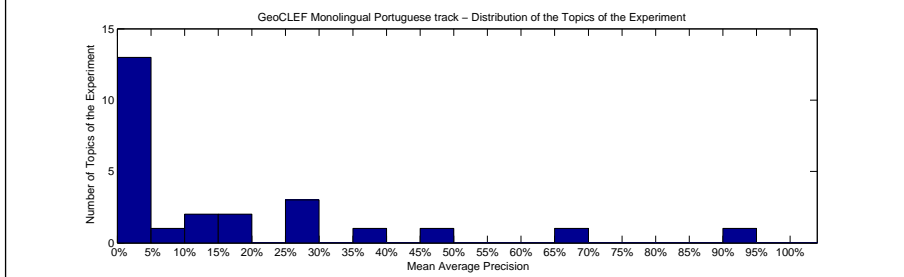
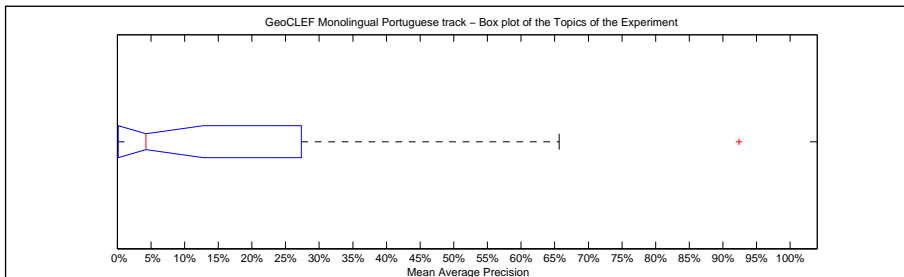
Interploated Recall (%)	Precision Averages (%)
0	38.63
10	29.01
20	25.25
30	22.30
40	19.52
50	18.16
60	13.30
70	10.47
80	7.54
90	4.95
100	2.28

Average precision (non-interpolated) for all relevant documents (averaged over queries)

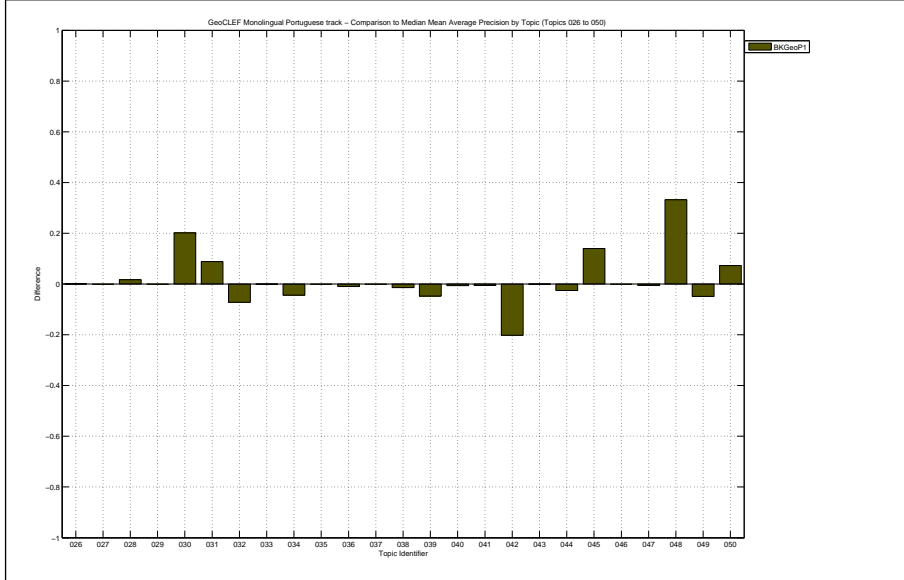
16.22



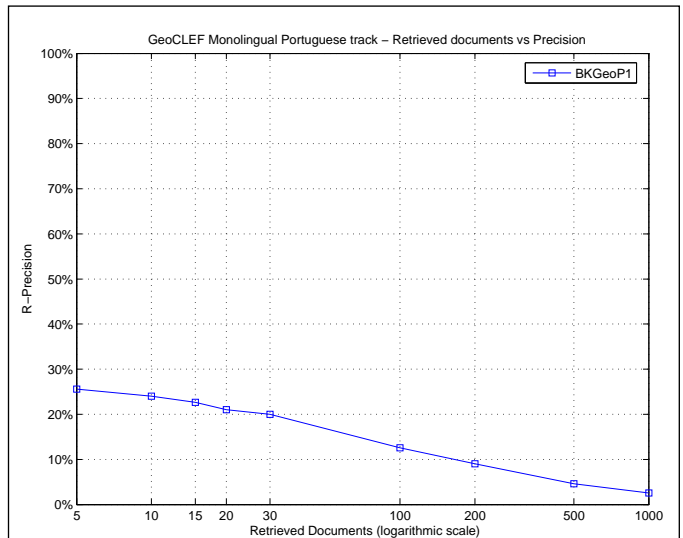
Mean Average Precision	
Maximum	0.9241
Minimum	0.0000
First Quartile	0.0015
Second Quartile	0.0426
Third Quartile	0.2736
Interquartile range	0.2721
Mean	0.1622
Standard Deviation	0.2339
Lower Outlier Threshold	0.0000
Upper Outlier Threshold	0.6566
Mean With No Outliers	0.1305
Std With No Outliers	0.1755



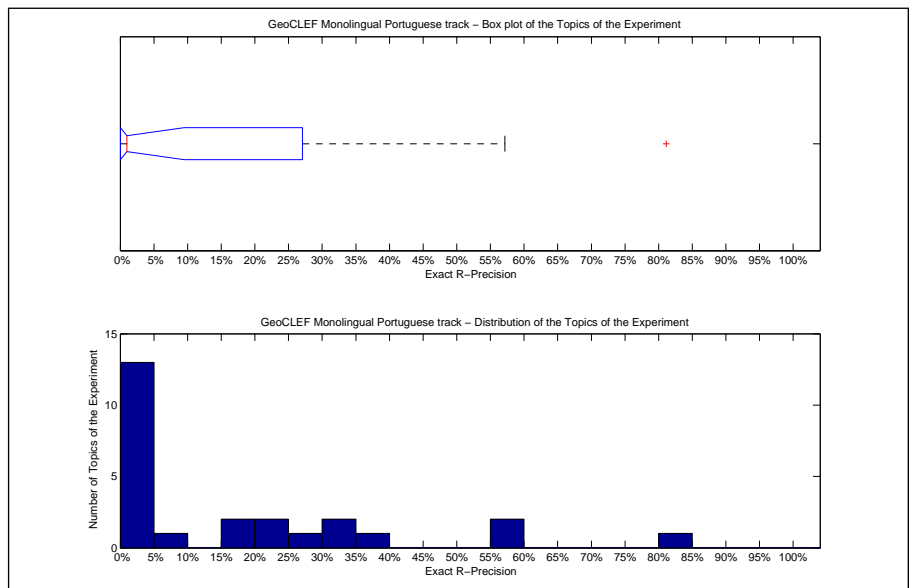
Precision averages (%) for individual queries			
Topic 026	0.47	Topic 039	4.26
Topic 027	0.12	Topic 040	0.08
Topic 028	14.82	Topic 041	0.01
Topic 029	27.73	Topic 042	10.65
Topic 030	65.66	Topic 043	0.02
Topic 031	27.24	Topic 044	0.65
Topic 032	46.22	Topic 045	35.38
Topic 033	0.13	Topic 046	28.66
Topic 034	0.16	Topic 047	0.30
Topic 035	0.94	Topic 048	92.41
Topic 036	0.00	Topic 049	17.81
Topic 037	3.90	Topic 050	19.57
Topic 038	8.33		



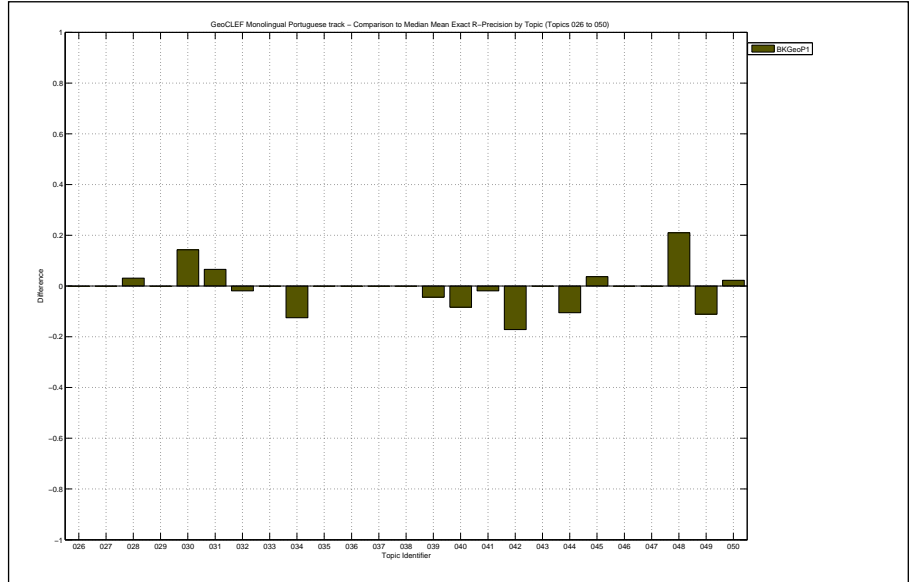
Docs Cutoff Levels	Precision at DCL (%)
5 docs	25.60
10 docs	24.00
15 docs	22.67
20 docs	21.00
30 docs	20.00
100 docs	12.60
200 docs	9.00
500 docs	4.62
1000 docs	2.58
R-Precision (precision after R document retrieved, where R = Relevant retrieved)	
	16.43



Exact R-Precision	
Maximum	0.8112
Minimum	0.0000
First Quartile	0.0000
Second Quartile	0.0098
Third Quartile	0.2708
Interquartile range	0.2708
Mean	0.1643
Standard Deviation	0.2249
Lower Outlier Threshold	0.0000
Upper Outlier Threshold	0.5714
Mean With No Outliers	0.1373
Std With No Outliers	0.1839



Precision averages (%) for individual queries			
Topic 026	0.00	Topic 039	8.70
Topic 027	0.98	Topic 040	0.00
Topic 028	18.75	Topic 041	0.00
Topic 029	33.33	Topic 042	20.00
Topic 030	57.14	Topic 043	0.00
Topic 031	21.31	Topic 044	0.00
Topic 032	56.60	Topic 045	37.80
Topic 033	0.00	Topic 046	33.33
Topic 034	0.00	Topic 047	0.00
Topic 035	0.00	Topic 048	81.12
Topic 036	0.00	Topic 049	16.67
Topic 037	0.00	Topic 050	25.00
Topic 038	0.00		



Overall statistics for 25 queries :	
Total number of documents over all queries	
Retrieved	25,000
Relevant	1,060
Relevant retrieved	607
Geometric Mean Average Precision	0.0126
Binary Preference (BPREF)	0.1555

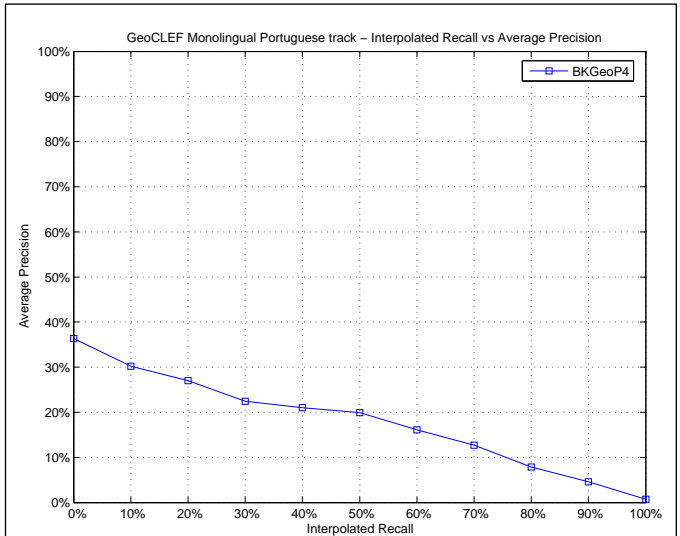
Priority	4
Query Construction	AUTOMATIC
Source Language	Portuguese
Topic Fields	title, description, narrative
Pooled	true

Portuguese Monolingual using title, description and narrative (Corrected Queries)

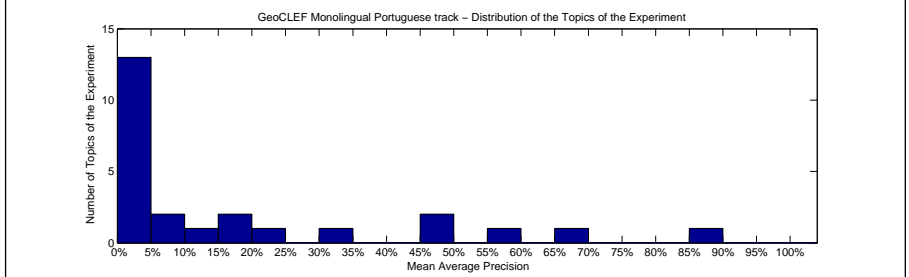
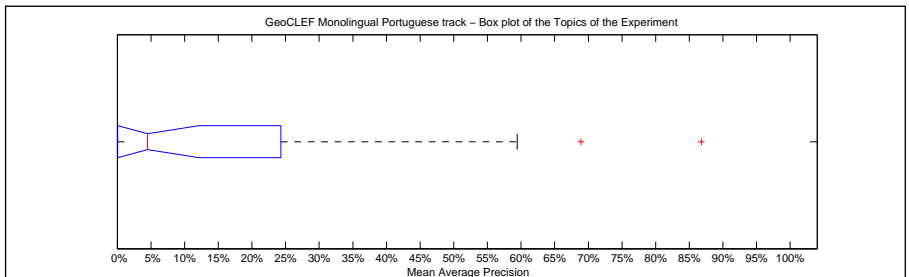
Interploated Recall (%)	Precision Averages (%)
0	36.34
10	30.19
20	27.04
30	22.45
40	21.01
50	19.92
60	16.13
70	12.72
80	7.85
90	4.59
100	0.72

Average precision (non-interpolated) for all relevant documents (averaged over queries)

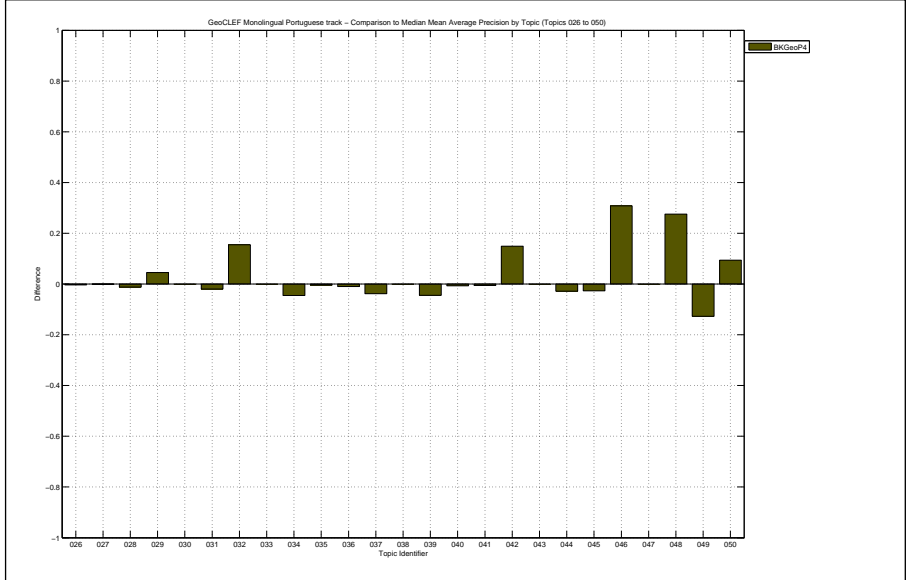
17.36



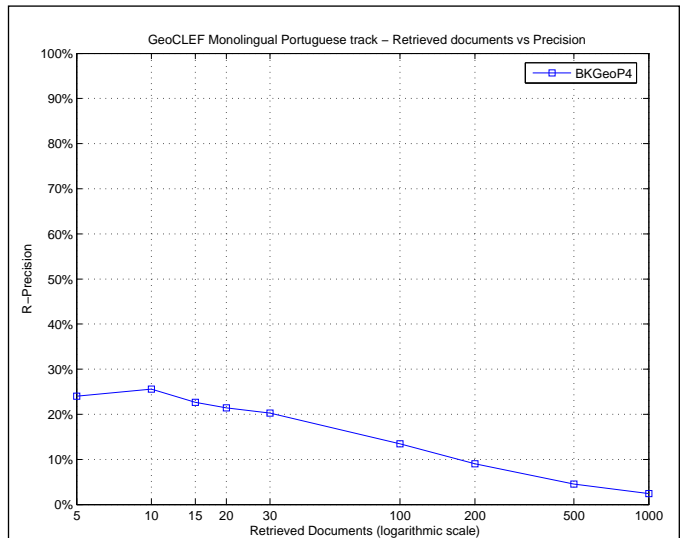
Mean Average Precision	
Maximum	0.8680
Minimum	0.0000
First Quartile	0.0006
Second Quartile	0.0450
Third Quartile	0.2431
Interquartile range	0.2424
Mean	0.1736
Standard Deviation	0.2495
Lower Outlier Threshold	0.0000
Upper Outlier Threshold	0.5945
Mean With No Outliers	0.1210
Std With No Outliers	0.1762



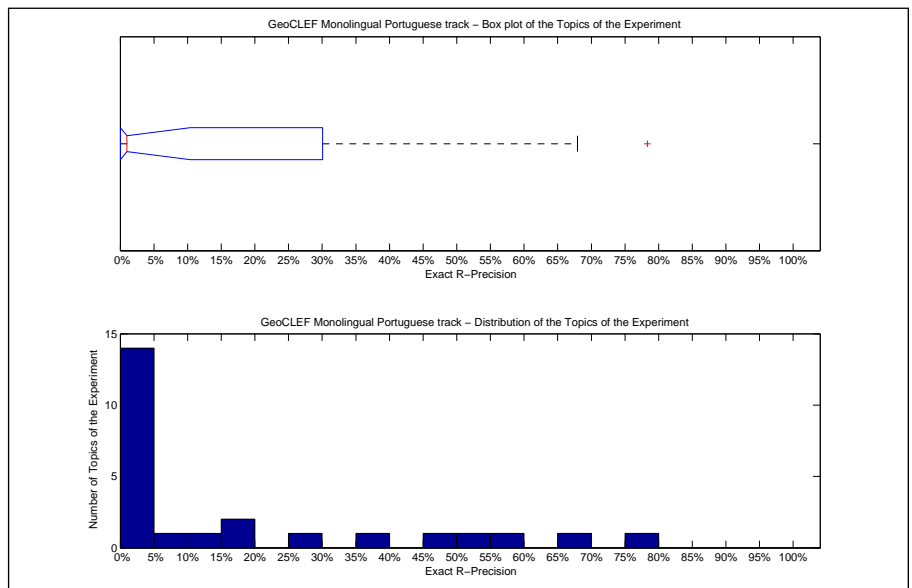
Precision averages (%) for individual queries			
Topic 026	0.06	Topic 039	4.50
Topic 027	0.04	Topic 040	0.03
Topic 028	11.86	Topic 041	0.00
Topic 029	32.24	Topic 042	45.81
Topic 030	45.55	Topic 043	0.11
Topic 031	16.45	Topic 044	0.37
Topic 032	68.91	Topic 045	18.73
Topic 033	0.19	Topic 046	59.45
Topic 034	0.03	Topic 047	0.84
Topic 035	0.51	Topic 048	86.80
Topic 036	0.00	Topic 049	9.93
Topic 037	0.07	Topic 050	21.66
Topic 038	9.79		



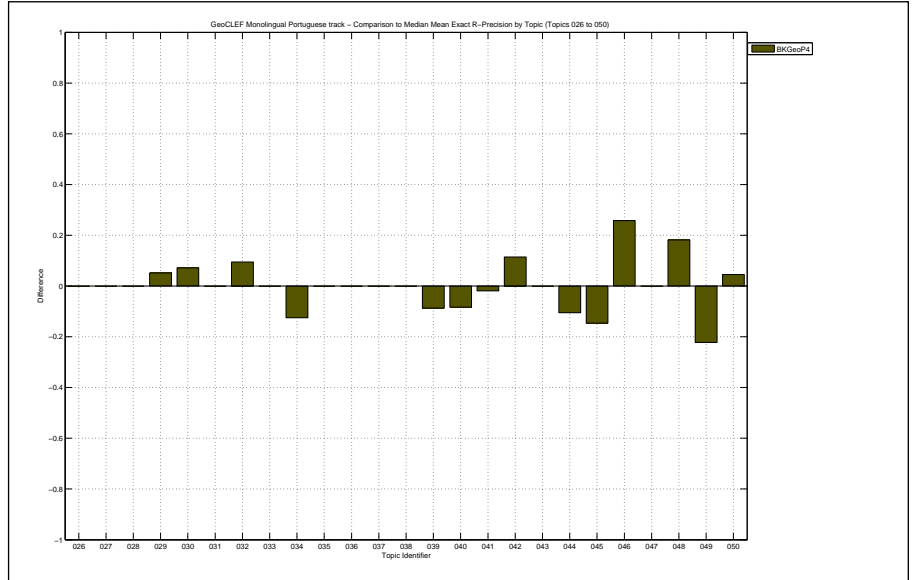
Docs Cutoff Levels	Precision at DCL (%)
5 docs	24.00
10 docs	25.60
15 docs	22.67
20 docs	21.40
30 docs	20.27
100 docs	13.44
200 docs	9.04
500 docs	4.50
1000 docs	2.43
R-Precision (precision after R document retrieved, where R = Relevant retrieved)	
	17.22



Exact R-Precision	
Maximum	0.7832
Minimum	0.0000
First Quartile	0.0000
Second Quartile	0.0098
Third Quartile	0.3007
Interquartile range	0.3007
Mean	0.1722
Standard Deviation	0.2484
Lower Outlier Threshold	0.0000
Upper Outlier Threshold	0.6792
Mean With No Outliers	0.1467
Std With No Outliers	0.2179



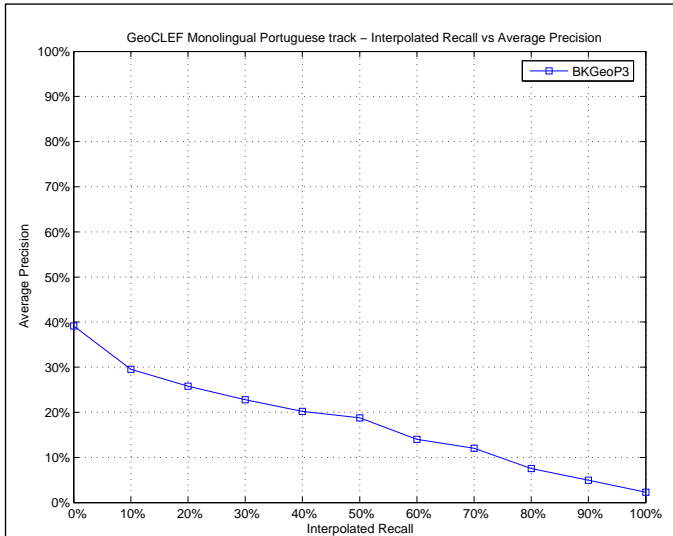
Precision averages (%) for individual queries			
Topic 026	0.00	Topic 039	4.35
Topic 027	0.98	Topic 040	0.00
Topic 028	15.62	Topic 041	0.00
Topic 029	38.46	Topic 042	48.57
Topic 030	50.00	Topic 043	0.00
Topic 031	14.75	Topic 044	0.00
Topic 032	67.92	Topic 045	19.51
Topic 033	0.00	Topic 046	59.09
Topic 034	0.00	Topic 047	0.00
Topic 035	0.00	Topic 048	78.32
Topic 036	0.00	Topic 049	5.56
Topic 037	0.00	Topic 050	27.27
Topic 038	0.00		



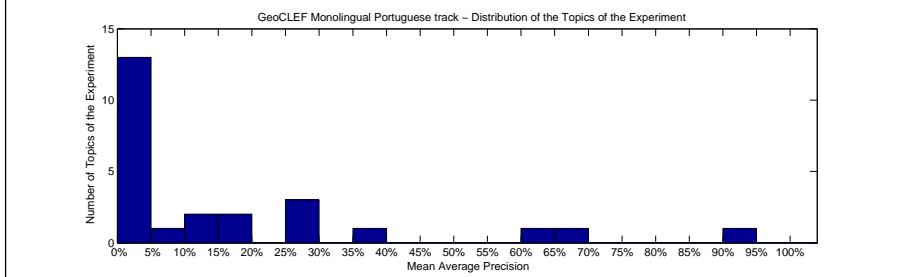
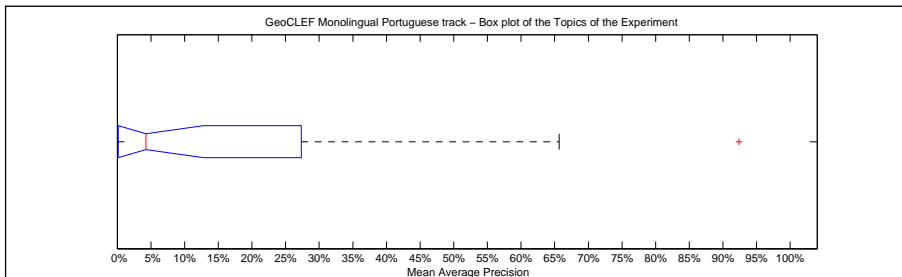
Overall statistics for 25 queries :	
Total number of documents over all queries	
Retrieved	25,000
Relevant	1,060
Relevant retrieved	644
Geometric Mean Average Precision	0.0186
Binary Preference (BPREF)	0.1514

Priority	3
Query Construction	AUTOMATIC
Source Language	Portuguese
Topic Fields	title, description
Pooled	true
Portuguese Monolingual using title and desc (corrected queries)	

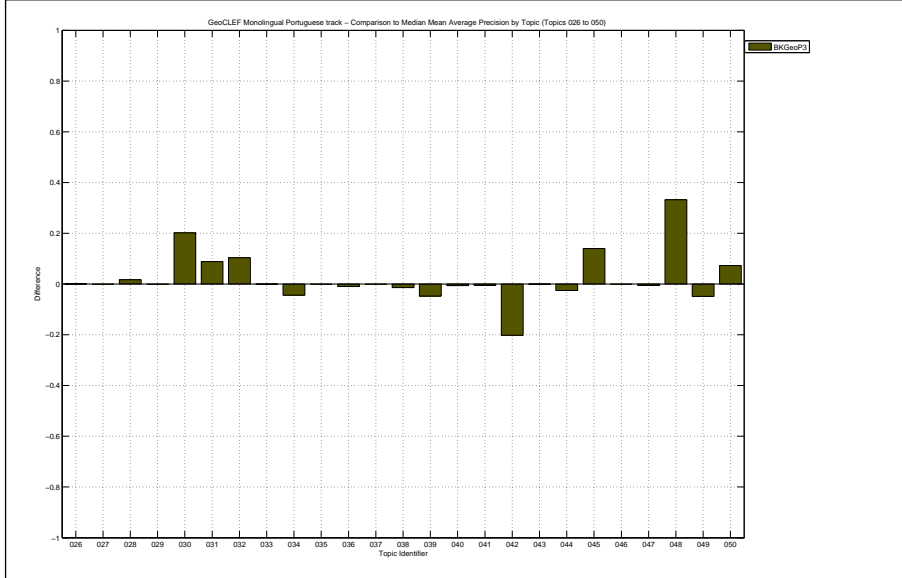
Interploated Recall (%)	Precision Averages (%)
0	39.15
10	29.53
20	25.77
30	22.82
40	20.17
50	18.78
60	13.98
70	12.00
80	7.54
90	4.95
100	2.28
Average precision (non-interpolated) for all relevant documents (averaged over queries)	
	16.92



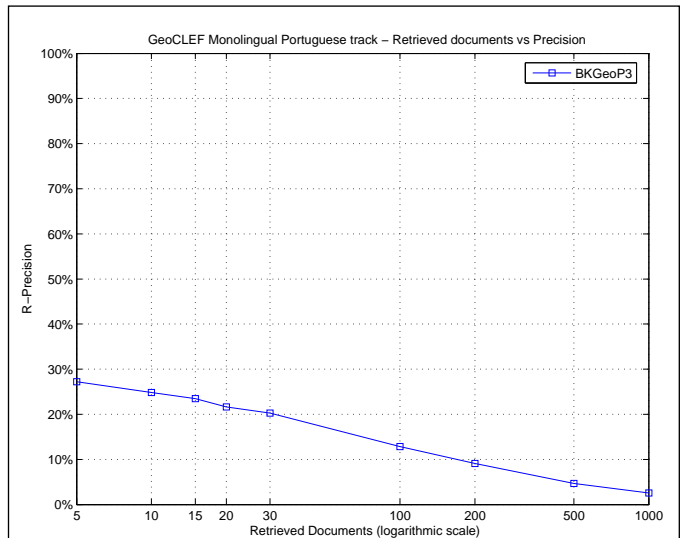
Mean Average Precision	
Maximum	0.9241
Minimum	0.0000
First Quartile	0.0015
Second Quartile	0.0426
Third Quartile	0.2736
Interquartile range	0.2721
Mean	0.1692
Standard Deviation	0.2457
Lower Outlier Threshold	0.0000
Upper Outlier Threshold	0.6566
Mean With No Outliers	0.1378
Std With No Outliers	0.1928



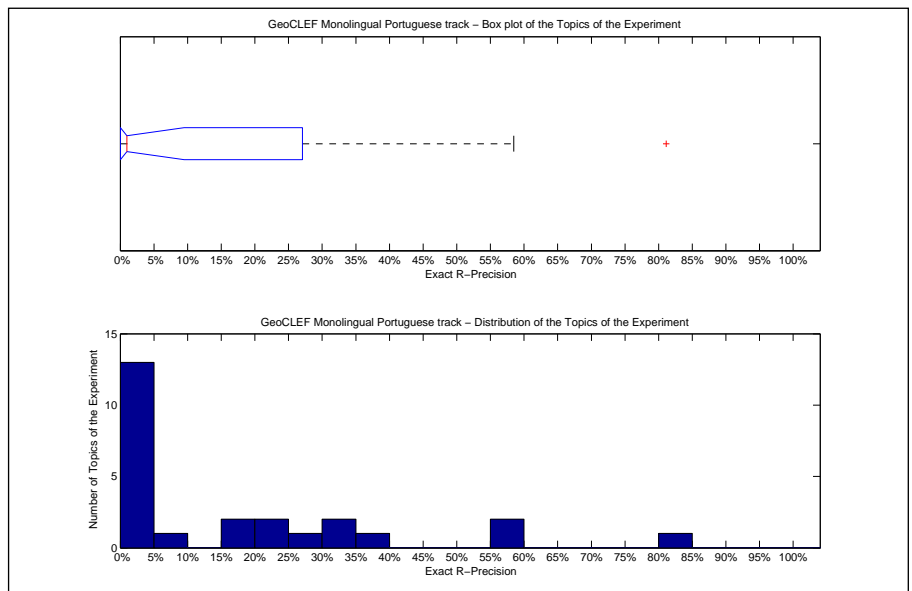
Precision averages (%) for individual queries			
Topic 026	0.47	Topic 039	4.26
Topic 027	0.12	Topic 040	0.08
Topic 028	14.82	Topic 041	0.01
Topic 029	27.73	Topic 042	10.65
Topic 030	65.66	Topic 043	0.02
Topic 031	27.24	Topic 044	0.65
Topic 032	63.83	Topic 045	35.38
Topic 033	0.13	Topic 046	28.66
Topic 034	0.16	Topic 047	0.30
Topic 035	0.94	Topic 048	92.41
Topic 036	0.00	Topic 049	17.81
Topic 037	3.90	Topic 050	19.57
Topic 038	8.34		



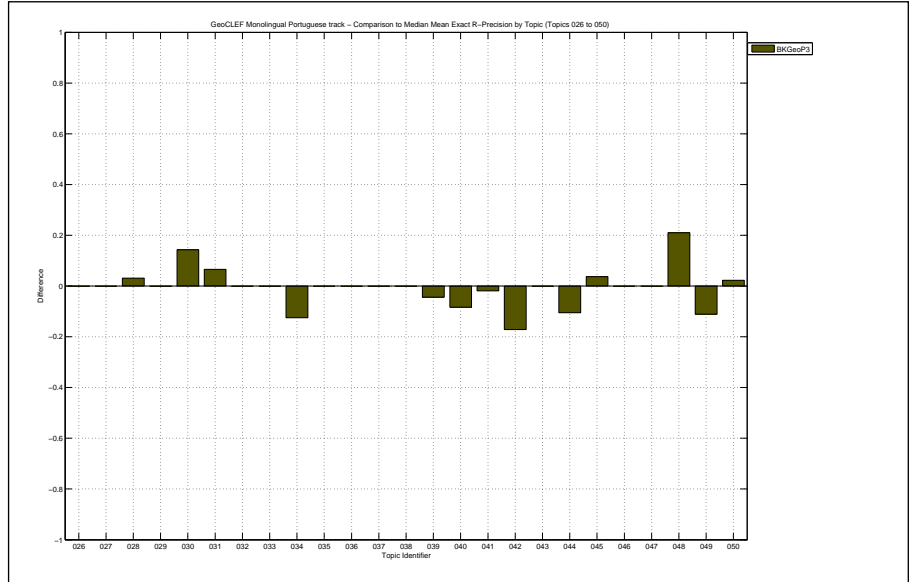
Docs Cutoff Levels	Precision at DCL (%)
5 docs	27.20
10 docs	24.80
15 docs	23.47
20 docs	21.60
30 docs	20.27
100 docs	12.84
200 docs	9.12
500 docs	4.65
1000 docs	2.58
R-Precision (precision after R document retrieved, where R = Relevant retrieved)	
	16.51



Exact R-Precision	
Maximum	0.8112
Minimum	0.0000
First Quartile	0.0000
Second Quartile	0.0098
Third Quartile	0.2708
Interquartile range	0.2708
Mean	0.1651
Standard Deviation	0.2263
Lower Outlier Threshold	0.0000
Upper Outlier Threshold	0.5849
Mean With No Outliers	0.1381
Std With No Outliers	0.1858



Precision averages (%) for individual queries			
Topic 026	0.00	Topic 039	8.70
Topic 027	0.98	Topic 040	0.00
Topic 028	18.75	Topic 041	0.00
Topic 029	33.33	Topic 042	20.00
Topic 030	57.14	Topic 043	0.00
Topic 031	21.31	Topic 044	0.00
Topic 032	58.49	Topic 045	37.80
Topic 033	0.00	Topic 046	33.33
Topic 034	0.00	Topic 047	0.00
Topic 035	0.00	Topic 048	81.12
Topic 036	0.00	Topic 049	16.67
Topic 037	0.00	Topic 050	25.00
Topic 038	0.00		



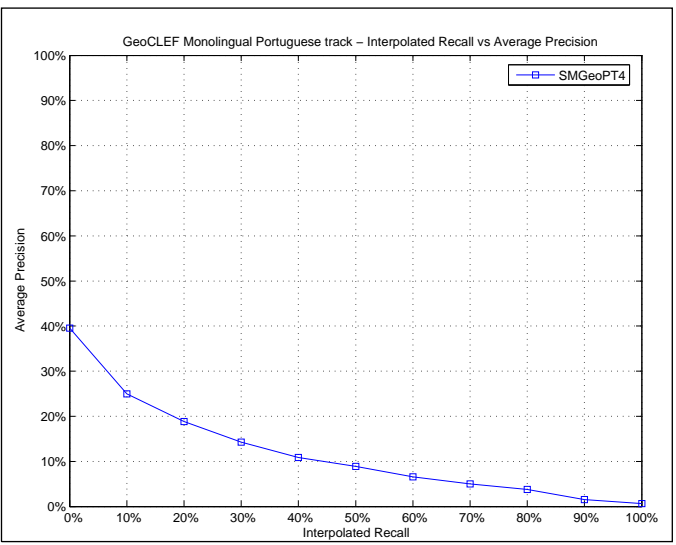


Overall statistics for 25 queries :		Priority	4
Total number of documents over all queries		Query Construction	AUTOMATIC
Retrieved	25,000	Source Language	Portuguese
Relevant	1,060	Topic Fields	title, description
Relevant retrieved	535	Pooled	true
Geometric Mean Average Precision		Automatic Portuguese title+desc no query expansion	
Binary Preference (BPREF)		0.1052	

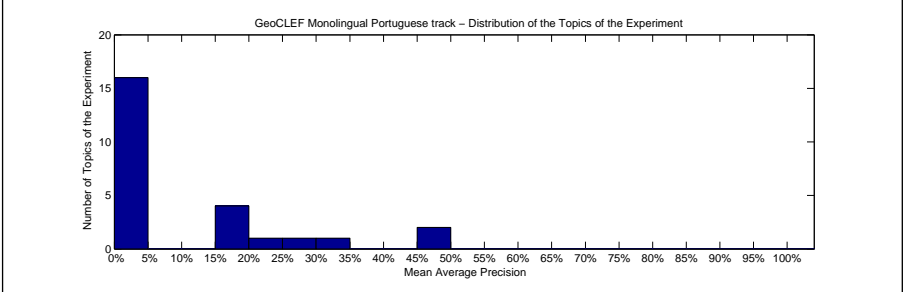
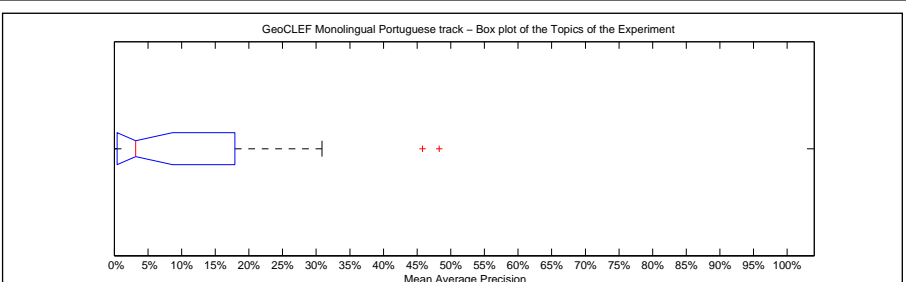
Interploated Recall (%)	Precision Averages (%)
0	39.55
10	24.96
20	18.86
30	14.25
40	10.88
50	8.91
60	6.55
70	5.01
80	3.77
90	1.55
100	0.63

Average precision (non-interpolated) for all relevant documents (averaged over queries)

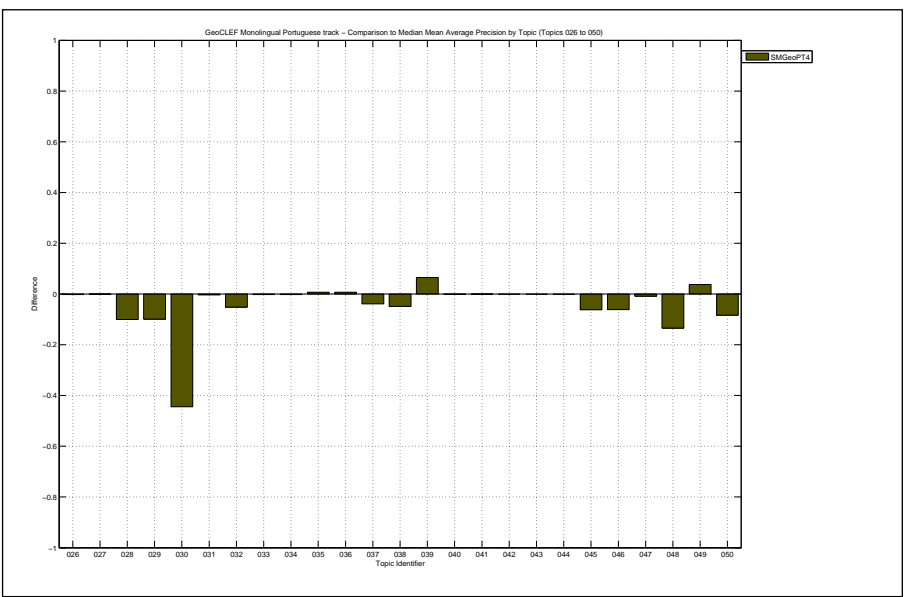
10.63



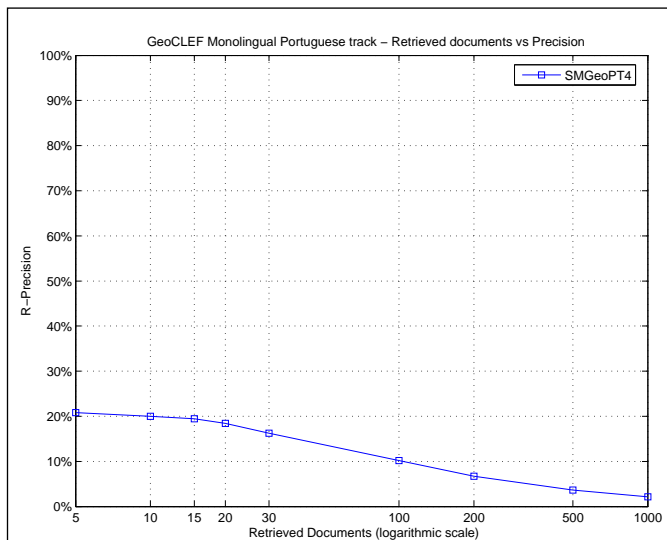
Mean Average Precision	
Maximum	0.4830
Minimum	0.0000
First Quartile	0.0044
Second Quartile	0.0317
Third Quartile	0.1791
Interquartile range	0.1748
Mean	0.1063
Standard Deviation	0.1438
Lower Outlier Threshold	0.0000
Upper Outlier Threshold	0.3088
Mean With No Outliers	0.0746
Std With No Outliers	0.0972



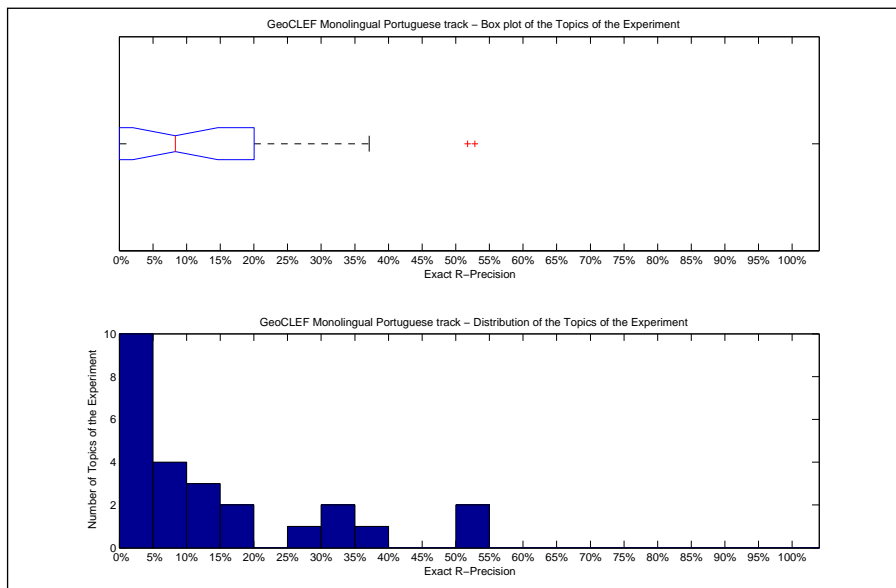
Precision averages (%) for individual queries			
Topic 026	0.21	Topic 039	15.43
Topic 027	0.06	Topic 040	0.57
Topic 028	3.06	Topic 041	0.51
Topic 029	17.87	Topic 042	30.88
Topic 030	1.12	Topic 043	0.10
Topic 031	18.06	Topic 044	3.17
Topic 032	48.30	Topic 045	15.17
Topic 033	0.00	Topic 046	22.49
Topic 034	4.38	Topic 047	0.00
Topic 035	1.61	Topic 048	45.81
Topic 036	1.67	Topic 049	26.45
Topic 037	0.00	Topic 050	3.91
Topic 038	4.90		



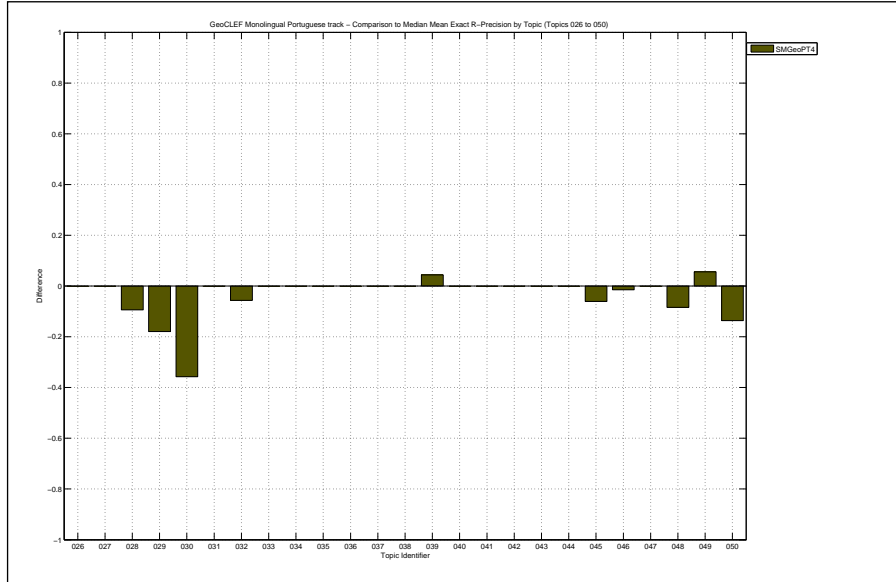
Docs Cutoff Levels	Precision at DCL (%)
5 docs	20.80
10 docs	20.00
15 docs	19.47
20 docs	18.40
30 docs	16.27
100 docs	10.20
200 docs	6.72
500 docs	3.67
1000 docs	2.14
R-Precision (precision after R document retrieved, where R = Relevant retrieved)	
	13.57



Exact R-Precision	
Maximum	0.5283
Minimum	0.0000
First Quartile	0.0000
Second Quartile	0.0833
Third Quartile	0.2006
Interquartile range	0.2006
Mean	0.1357
Standard Deviation	0.1636
Lower Outlier Threshold	0.0000
Upper Outlier Threshold	0.3714
Mean With No Outliers	0.1020
Std With No Outliers	0.1200

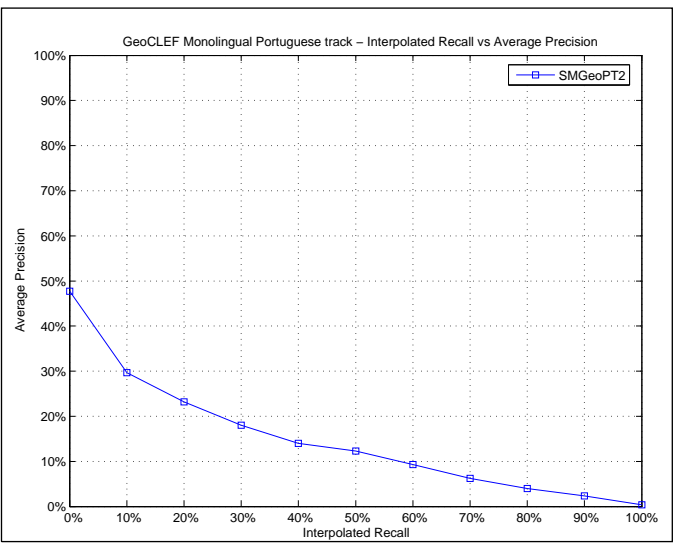


Precision averages (%) for individual queries			
Topic 026	0.00	Topic 039	17.39
Topic 027	0.98	Topic 040	8.33
Topic 028	6.25	Topic 041	1.92
Topic 029	15.38	Topic 042	37.14
Topic 030	7.14	Topic 043	0.00
Topic 031	14.75	Topic 044	10.53
Topic 032	52.83	Topic 045	28.05
Topic 033	0.00	Topic 046	31.82
Topic 034	12.50	Topic 047	0.00
Topic 035	0.00	Topic 048	51.75
Topic 036	0.00	Topic 049	33.33
Topic 037	0.00	Topic 050	9.09
Topic 038	0.00		

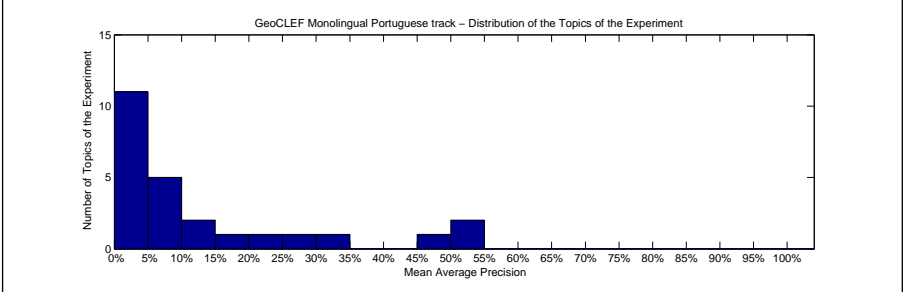
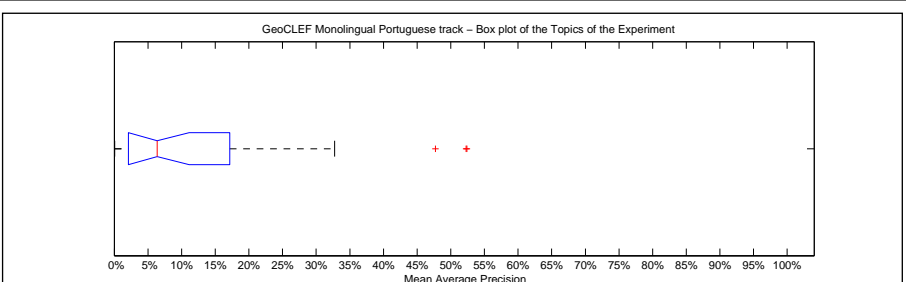


Overall statistics for 25 queries :		Priority	2
Total number of documents over all queries		Query Construction	AUTOMATIC
Retrieved	25,000	Source Language	Portuguese
Relevant	1,060	Topic Fields	title, description
Relevant retrieved	620	Pooled	true
Geometric Mean Average Precision		Automatic Portuguese title+desc	
Binary Preference (BPREF)		0.1211	

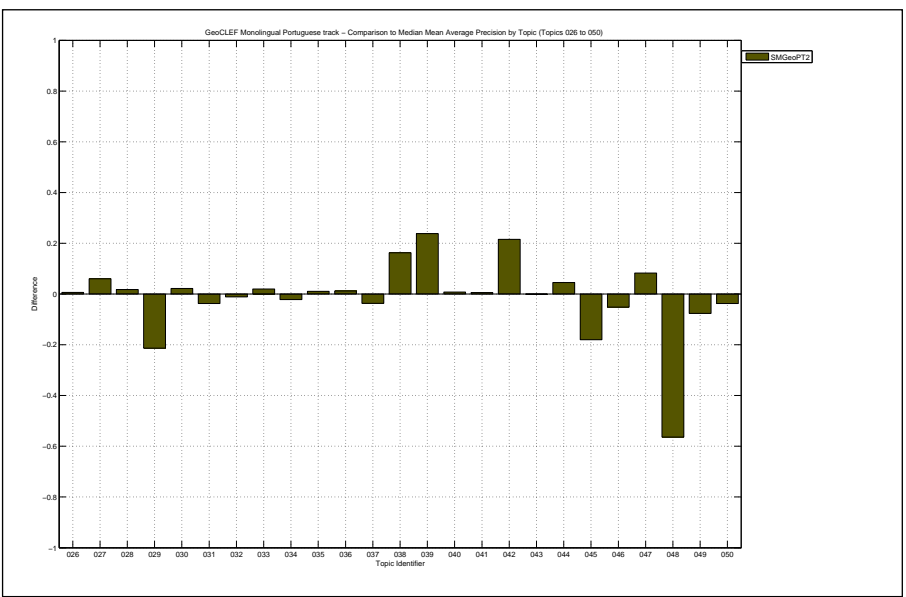
Interploated Recall (%)	Precision Averages (%)
0	47.69
10	29.63
20	23.19
30	18.01
40	13.97
50	12.26
60	9.27
70	6.21
80	4.01
90	2.35
100	0.40
Average precision (non-interpolated) for all relevant documents (averaged over queries)	
13.44	



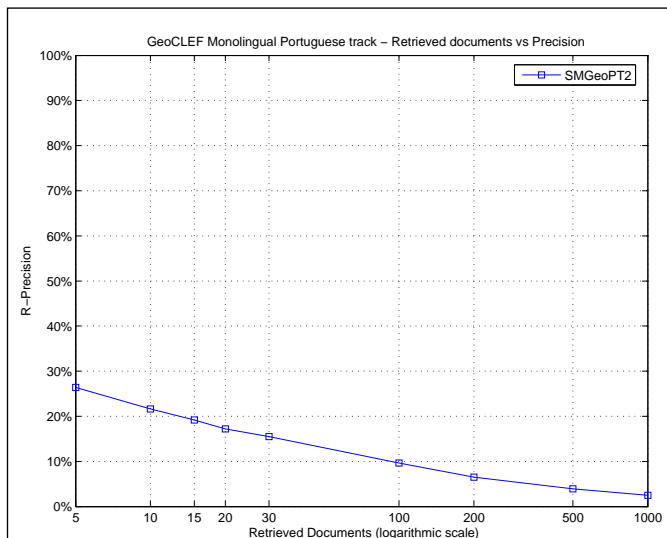
Mean Average Precision	
Maximum	0.5240
Minimum	0.0006
First Quartile	0.0210
Second Quartile	0.0638
Third Quartile	0.1717
Interquartile range	0.1506
Mean	0.1344
Standard Deviation	0.1651
Lower Outlier Threshold	0.0006
Upper Outlier Threshold	0.3276
Mean With No Outliers	0.0835
Std With No Outliers	0.0918



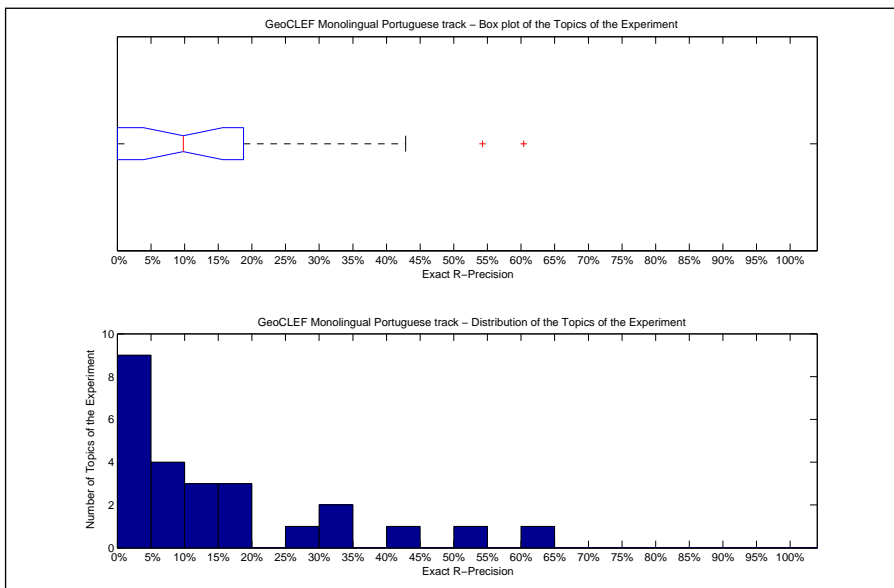
Precision averages (%) for individual queries			
Topic 026	1.04	Topic 039	32.76
Topic 027	6.09	Topic 040	1.52
Topic 028	14.88	Topic 041	1.14
Topic 029	6.38	Topic 042	52.40
Topic 030	47.73	Topic 043	0.06
Topic 031	14.69	Topic 044	7.68
Topic 032	52.29	Topic 045	3.34
Topic 033	2.14	Topic 046	23.48
Topic 034	2.39	Topic 047	9.14
Topic 035	1.99	Topic 048	2.86
Topic 036	2.19	Topic 049	15.07
Topic 037	0.21	Topic 050	8.54
Topic 038	26.01		



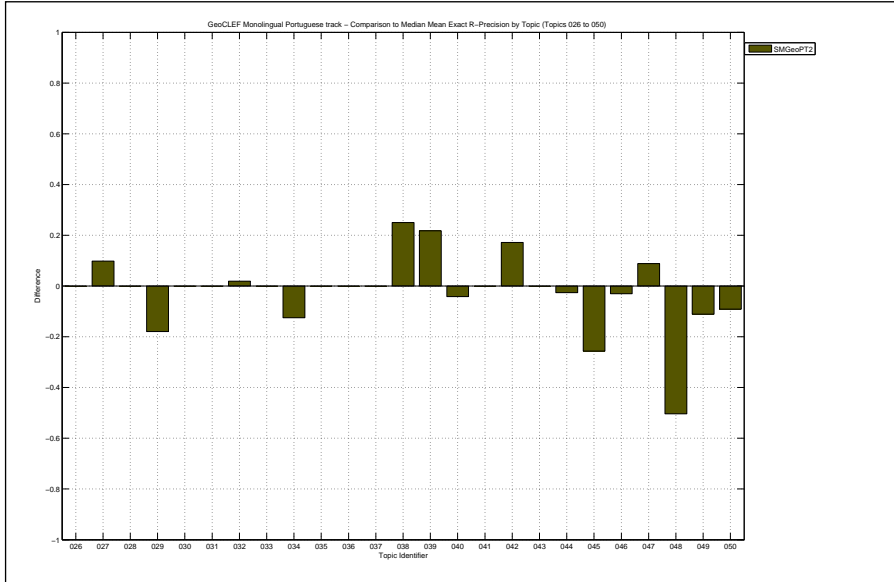
Docs Cutoff Levels	Precision at DCL (%)
5 docs	26.40
10 docs	21.60
15 docs	19.20
20 docs	17.20
30 docs	15.47
100 docs	9.64
200 docs	6.52
500 docs	3.94
1000 docs	2.48
R-Precision (precision after R document retrieved, where R = Relevant retrieved)	
	15.02



Exact R-Precision	
Maximum	0.6038
Minimum	0.0000
First Quartile	0.0000
Second Quartile	0.0979
Third Quartile	0.1875
Interquartile range	0.1875
Mean	0.1502
Standard Deviation	0.1726
Lower Outlier Threshold	0.0000
Upper Outlier Threshold	0.4286
Mean With No Outliers	0.1134
Std With No Outliers	0.1213



Precision averages (%) for individual queries			
Topic 026	0.00	Topic 039	34.78
Topic 027	10.78	Topic 040	4.17
Topic 028	15.62	Topic 041	1.92
Topic 029	15.38	Topic 042	54.29
Topic 030	42.86	Topic 043	0.00
Topic 031	14.75	Topic 044	7.89
Topic 032	60.38	Topic 045	8.54
Topic 033	0.00	Topic 046	30.30
Topic 034	0.00	Topic 047	8.82
Topic 035	0.00	Topic 048	9.79
Topic 036	0.00	Topic 049	16.67
Topic 037	0.00	Topic 050	13.64
Topic 038	25.00		

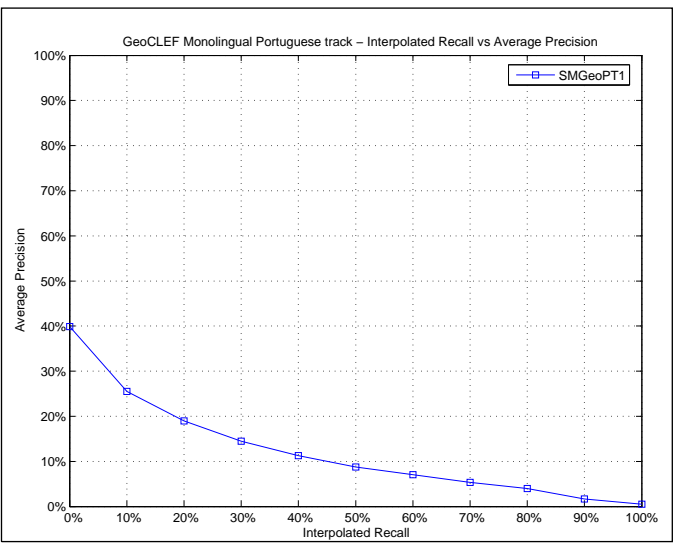


Overall statistics for 25 queries :		Priority	1
Total number of documents over all queries		Query Construction	AUTOMATIC
Retrieved	25,000	Source Language	Portuguese
Relevant	1,060	Topic Fields	title, description, narrative
Relevant retrieved	537	Pooled	true
Geometric Mean Average Precision		Automatic Portuguese title+desc+narr	
Binary Preference (BPREF)		0.1094	

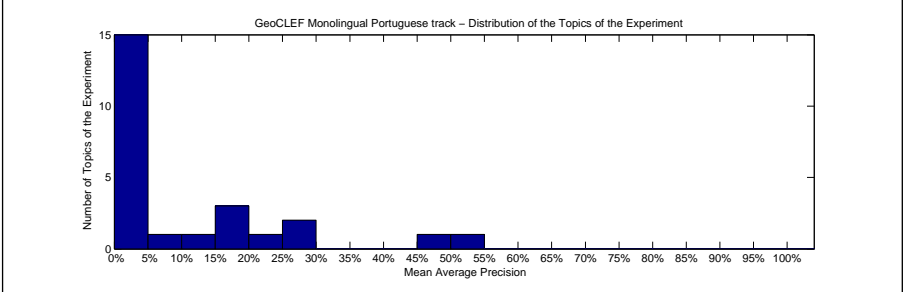
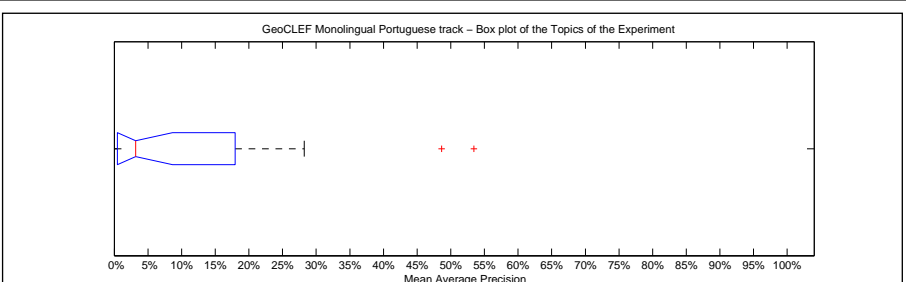
Interploated Recall (%)	Precision Averages (%)
0	39.88
10	25.54
20	18.96
30	14.50
40	11.25
50	8.76
60	7.06
70	5.36
80	3.99
90	1.66
100	0.50

Average precision (non-interpolated) for all relevant documents (averaged over queries)

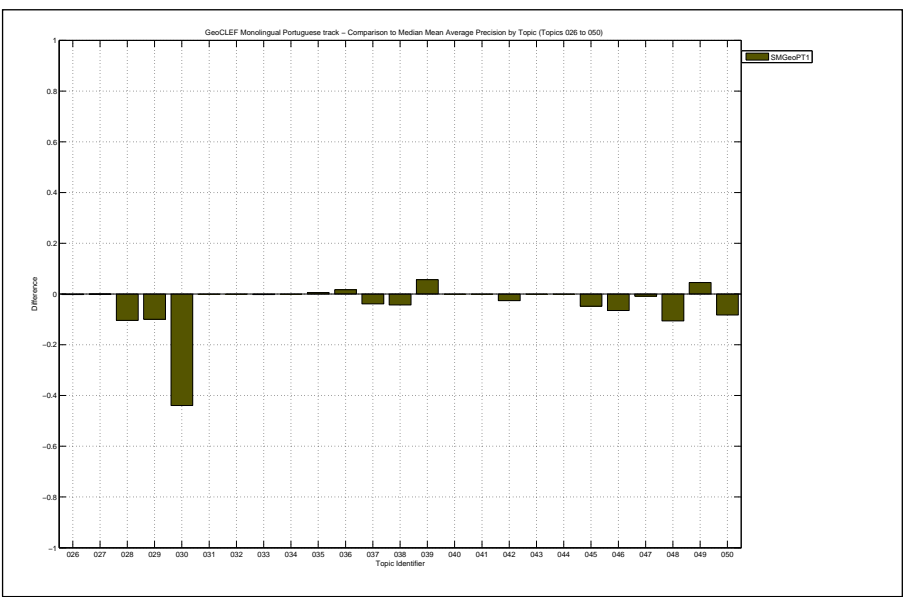
10.98



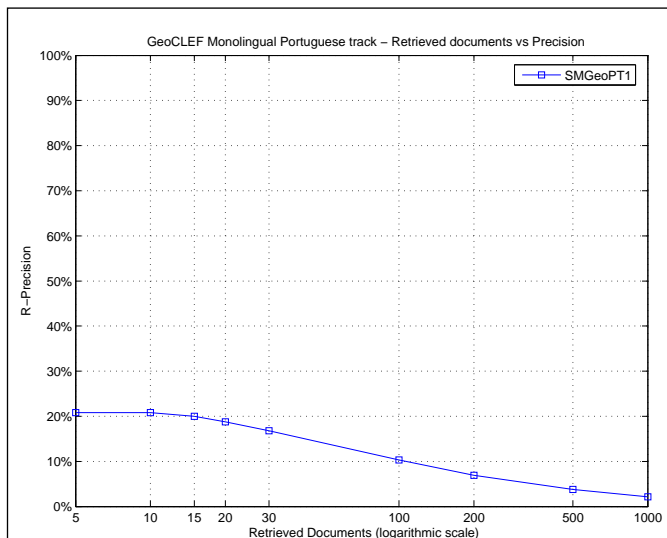
Mean Average Precision	
Maximum	0.5345
Minimum	0.0000
First Quartile	0.0047
Second Quartile	0.0316
Third Quartile	0.1796
Interquartile range	0.1748
Mean	0.1098
Standard Deviation	0.1511
Lower Outlier Threshold	0.0000
Upper Outlier Threshold	0.2824
Mean With No Outliers	0.0749
Std With No Outliers	0.0949



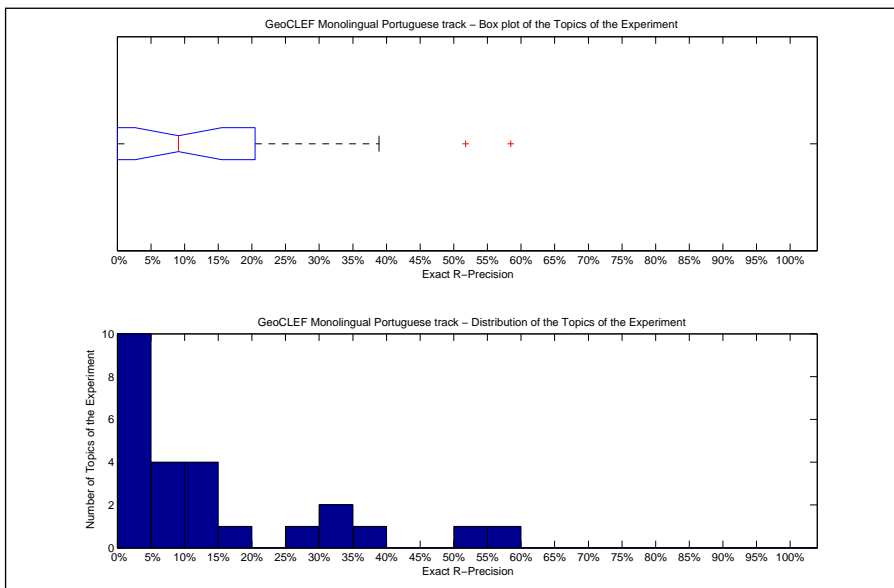
Precision averages (%) for individual queries			
Topic 026	0.22	Topic 039	14.60
Topic 027	0.05	Topic 040	0.73
Topic 028	2.70	Topic 041	0.56
Topic 029	17.80	Topic 042	28.24
Topic 030	1.61	Topic 043	0.09
Topic 031	18.42	Topic 044	3.16
Topic 032	53.45	Topic 045	16.61
Topic 033	0.00	Topic 046	22.19
Topic 034	4.57	Topic 047	0.00
Topic 035	1.53	Topic 048	48.65
Topic 036	2.66	Topic 049	27.21
Topic 037	0.01	Topic 050	3.96
Topic 038	5.44		



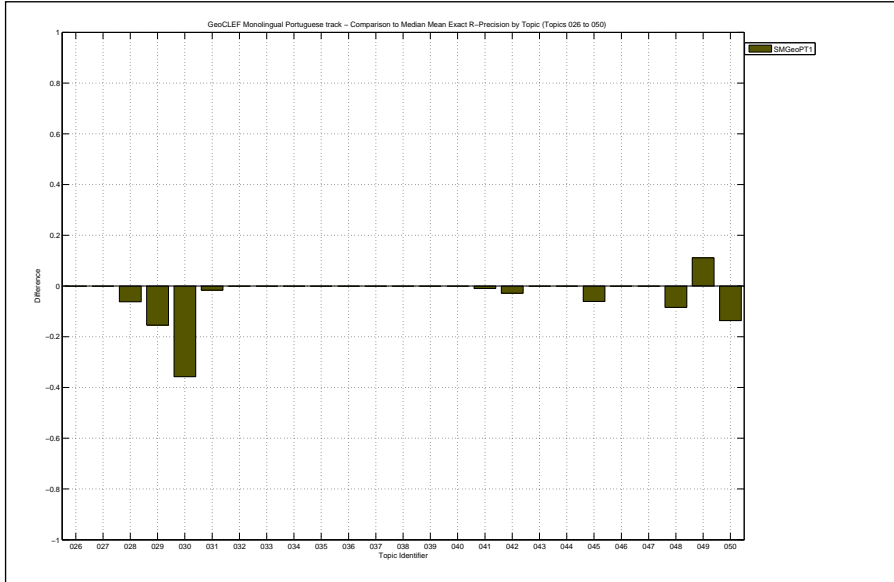
Docs Cutoff Levels	Precision at DCL (%)
5 docs	20.80
10 docs	20.80
15 docs	20.00
20 docs	18.80
30 docs	16.80
100 docs	10.32
200 docs	6.90
500 docs	3.75
1000 docs	2.15
R-Precision (precision after R document retrieved, where R = Relevant retrieved)	
	13.91



Exact R-Precision	
Maximum	0.5849
Minimum	0.0000
First Quartile	0.0000
Second Quartile	0.0909
Third Quartile	0.2047
Interquartile range	0.2047
Mean	0.1391
Standard Deviation	0.1716
Lower Outlier Threshold	0.0000
Upper Outlier Threshold	0.3889
Mean With No Outliers	0.1033
Std With No Outliers	0.1235



Precision averages (%) for individual queries			
Topic 026	0.00	Topic 039	13.04
Topic 027	0.98	Topic 040	8.33
Topic 028	9.38	Topic 041	0.96
Topic 029	17.95	Topic 042	34.29
Topic 030	7.14	Topic 043	0.00
Topic 031	13.11	Topic 044	10.53
Topic 032	58.49	Topic 045	28.05
Topic 033	0.00	Topic 046	33.33
Topic 034	12.50	Topic 047	0.00
Topic 035	0.00	Topic 048	51.75
Topic 036	0.00	Topic 049	38.89
Topic 037	0.00	Topic 050	9.09
Topic 038	0.00		

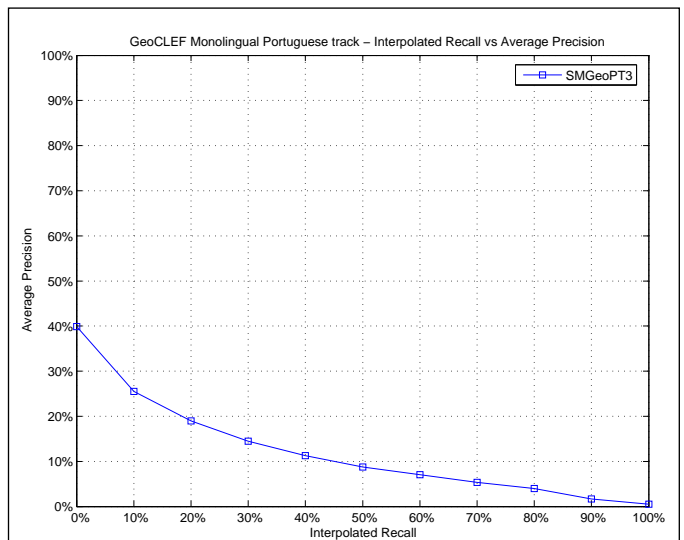


Overall statistics for 25 queries :		Priority	3
Total number of documents over all queries		Query Construction	AUTOMATIC
Retrieved	25,000	Source Language	Portuguese
Relevant	1,060	Topic Fields	title, description, narrative
Relevant retrieved	537	Pooled	true
Geometric Mean Average Precision		Automatic Portuguese title+desc+narr no query expansion	
Binary Preference (BPREF)		0.1094	

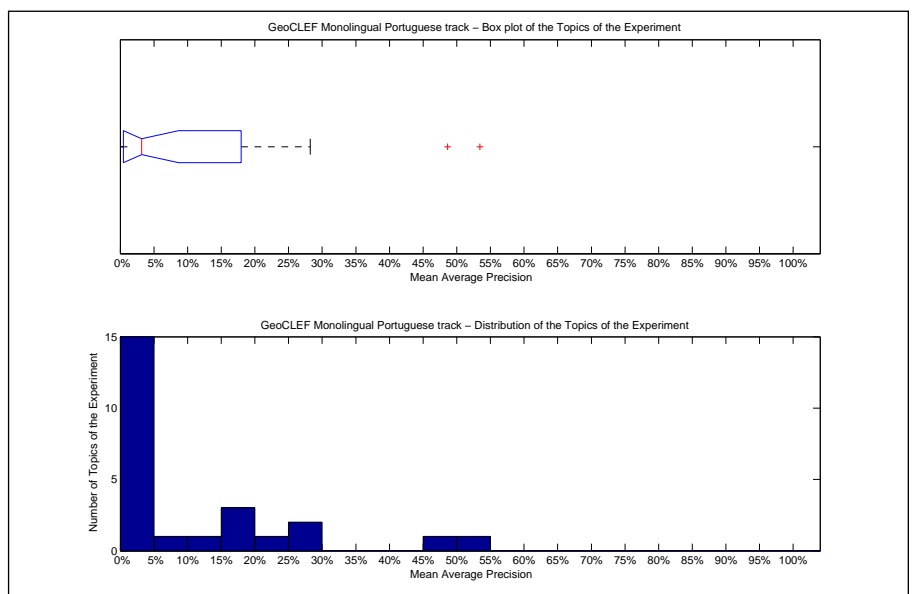
Interploated Recall (%)	Precision Averages (%)
0	39.88
10	25.54
20	18.96
30	14.50
40	11.25
50	8.76
60	7.06
70	5.36
80	3.99
90	1.66
100	0.50

Average precision (non-interpolated) for all relevant documents (averaged over queries)

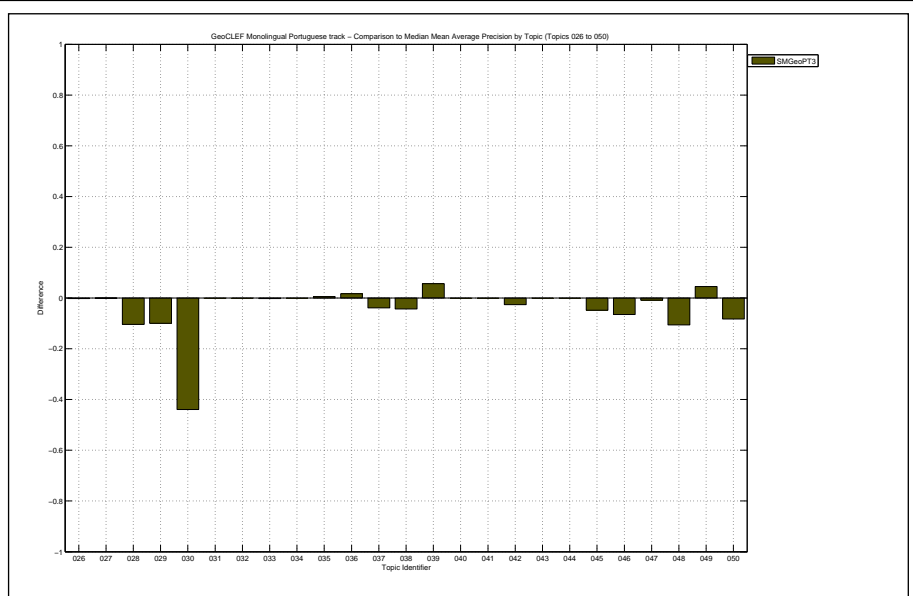
10.98



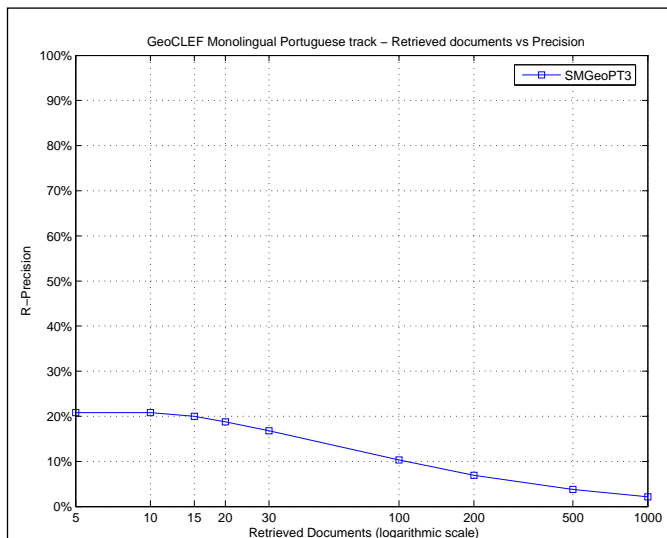
Mean Average Precision	
Maximum	0.5345
Minimum	0.0000
First Quartile	0.0047
Second Quartile	0.0316
Third Quartile	0.1796
Interquartile range	0.1748
Mean	0.1098
Standard Deviation	0.1511
Lower Outlier Threshold	0.0000
Upper Outlier Threshold	0.2824
Mean With No Outliers	0.0749
Std With No Outliers	0.0949



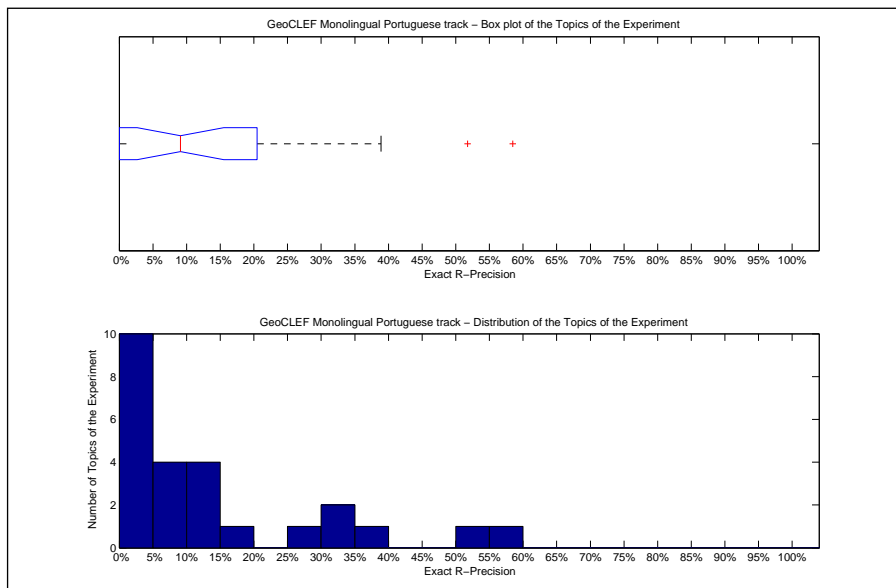
Precision averages (%) for individual queries			
Topic 026	0.22	Topic 039	14.60
Topic 027	0.05	Topic 040	0.73
Topic 028	2.70	Topic 041	0.56
Topic 029	17.80	Topic 042	28.24
Topic 030	1.61	Topic 043	0.09
Topic 031	18.42	Topic 044	3.16
Topic 032	53.45	Topic 045	16.61
Topic 033	0.00	Topic 046	22.19
Topic 034	4.57	Topic 047	0.00
Topic 035	1.53	Topic 048	48.65
Topic 036	2.66	Topic 049	27.21
Topic 037	0.01	Topic 050	3.96
Topic 038	5.44		



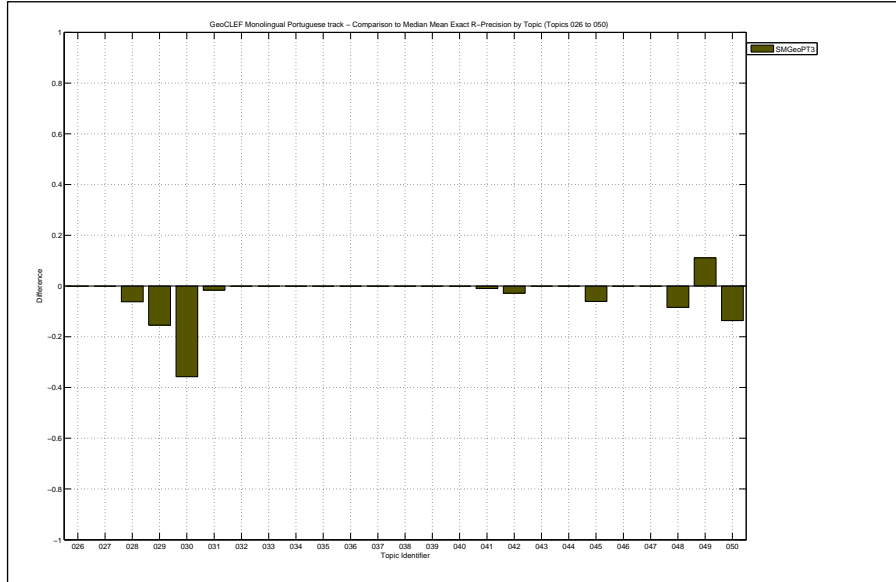
Docs Cutoff Levels	Precision at DCL (%)
5 docs	20.80
10 docs	20.80
15 docs	20.00
20 docs	18.80
30 docs	16.80
100 docs	10.32
200 docs	6.90
500 docs	3.75
1000 docs	2.15
R-Precision (precision after R document retrieved, where R = Relevant retrieved)	
	13.91



Exact R-Precision	
Maximum	0.5849
Minimum	0.0000
First Quartile	0.0000
Second Quartile	0.0909
Third Quartile	0.2047
Interquartile range	0.2047
Mean	0.1391
Standard Deviation	0.1716
Lower Outlier Threshold	0.0000
Upper Outlier Threshold	0.3889
Mean With No Outliers	0.1033
Std With No Outliers	0.1235



Precision averages (%) for individual queries			
Topic 026	0.00	Topic 039	13.04
Topic 027	0.98	Topic 040	8.33
Topic 028	9.38	Topic 041	0.96
Topic 029	17.95	Topic 042	34.29
Topic 030	7.14	Topic 043	0.00
Topic 031	13.11	Topic 044	10.53
Topic 032	58.49	Topic 045	28.05
Topic 033	0.00	Topic 046	33.33
Topic 034	12.50	Topic 047	0.00
Topic 035	0.00	Topic 048	51.75
Topic 036	0.00	Topic 049	38.89
Topic 037	0.00	Topic 050	9.09
Topic 038	0.00		





Overall statistics for 25 queries :

Total number of documents over all queries	
Retrieved	23,350
Relevant	1,060
Relevant retrieved	828
Geometric Mean Average Precision	0.1096
Binary Preference (BPREF)	0.2540

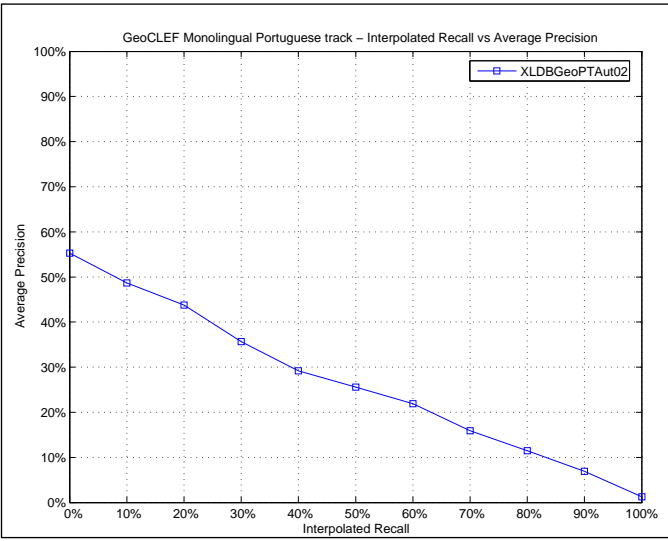
Priority	4
Query Construction	MANUAL
Source Language	Portuguese
Topic Fields	title, description
Pooled	true

Scope as topic term, no geoexpansion, QE 32 terms, 20 top-kdocs, relaxed query construction

Interploated Recall (%)	Precision Averages (%)
0	55.25
10	48.65
20	43.78
30	35.68
40	29.17
50	25.56
60	21.93
70	15.92
80	11.48
90	6.94
100	1.24

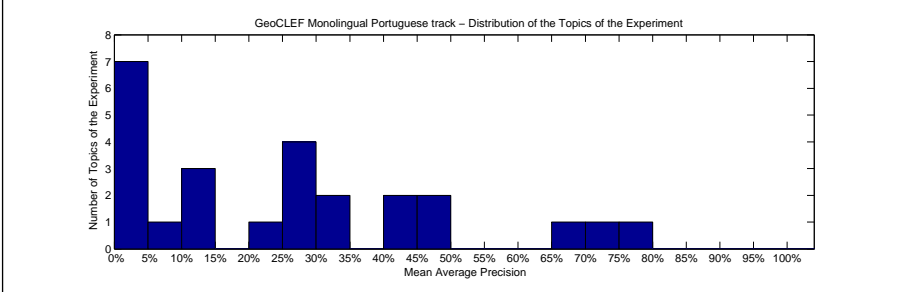
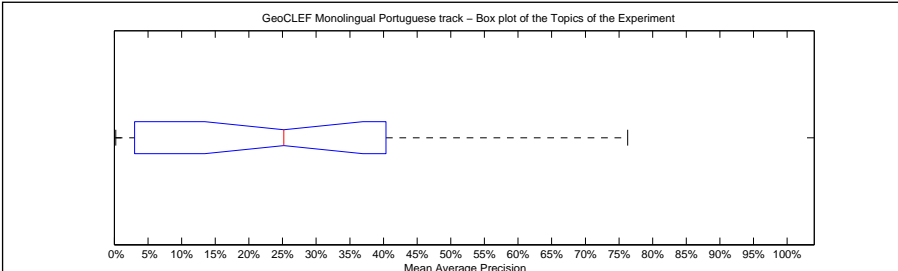
Average precision (non-interpolated) for all relevant documents (averaged over queries)

25.70



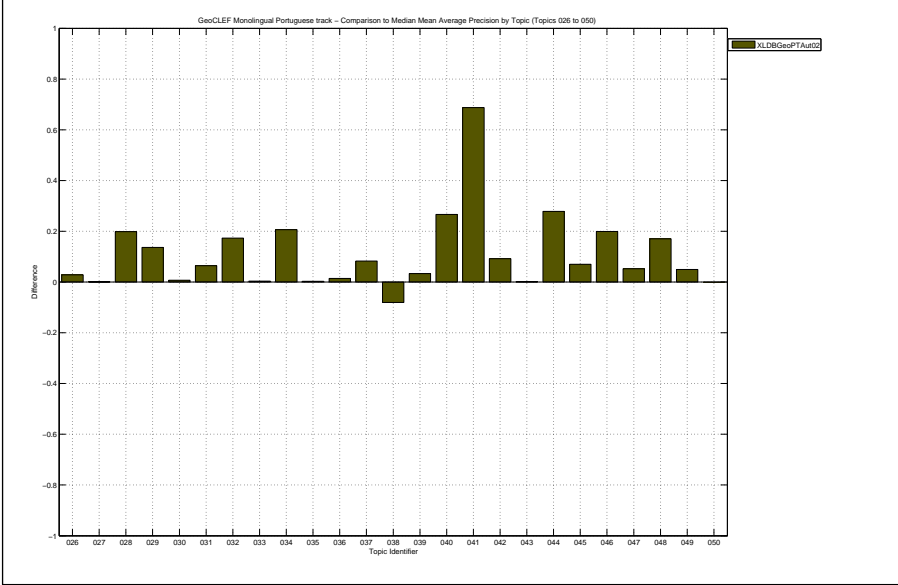
Mean Average Precision

Maximum	0.7629
Minimum	0.0020
First Quartile	0.0303
Second Quartile	0.2519
Third Quartile	0.4039
Interquartile range	0.3736
Mean	0.2570
Standard Deviation	0.2333
Lower Outlier Threshold	0.0020
Upper Outlier Threshold	0.7629
Mean With No Outliers	0.2570
Std With No Outliers	0.2333

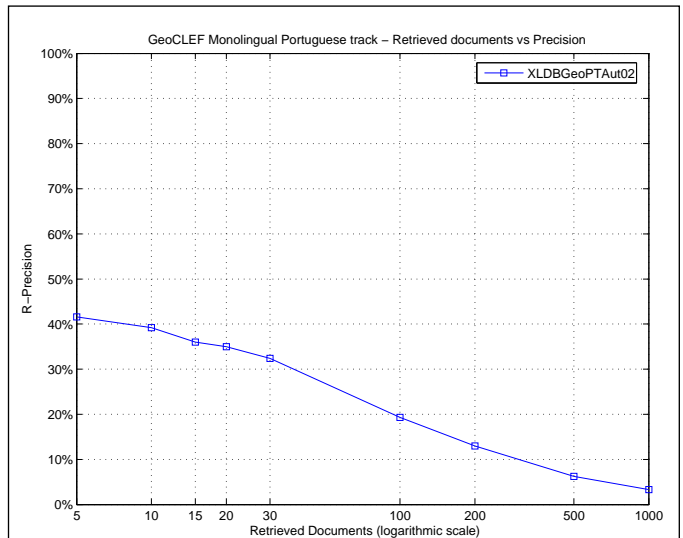


Precision averages (%) for individual queries

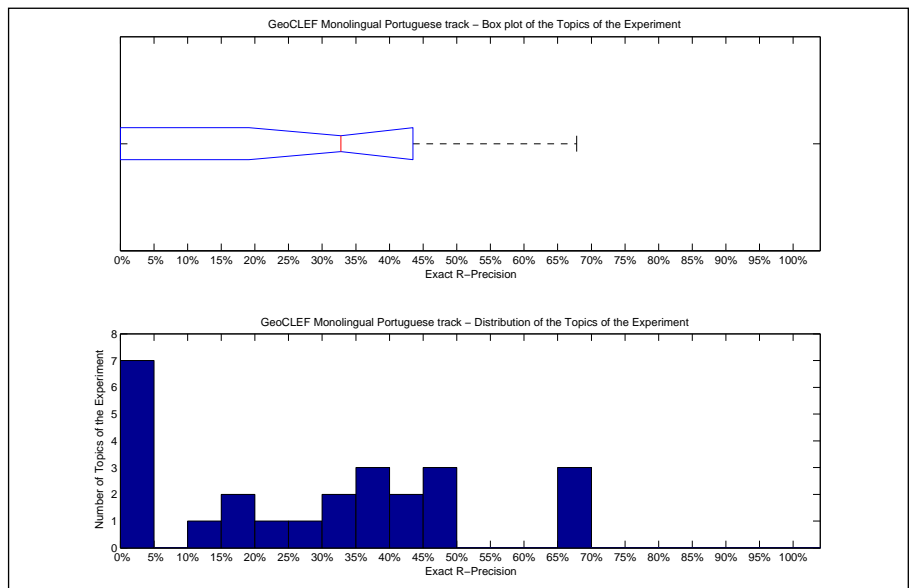
Topic 026	3.24	Topic 039	12.29
Topic 027	0.20	Topic 040	27.33
Topic 028	32.96	Topic 041	69.30
Topic 029	41.38	Topic 042	40.06
Topic 030	46.28	Topic 043	0.25
Topic 031	24.84	Topic 044	31.02
Topic 032	70.73	Topic 045	28.41
Topic 033	0.54	Topic 046	48.56
Topic 034	25.19	Topic 047	6.10
Topic 035	1.23	Topic 048	76.29
Topic 036	2.41	Topic 049	27.60
Topic 037	12.16	Topic 050	12.26
Topic 038	1.74		



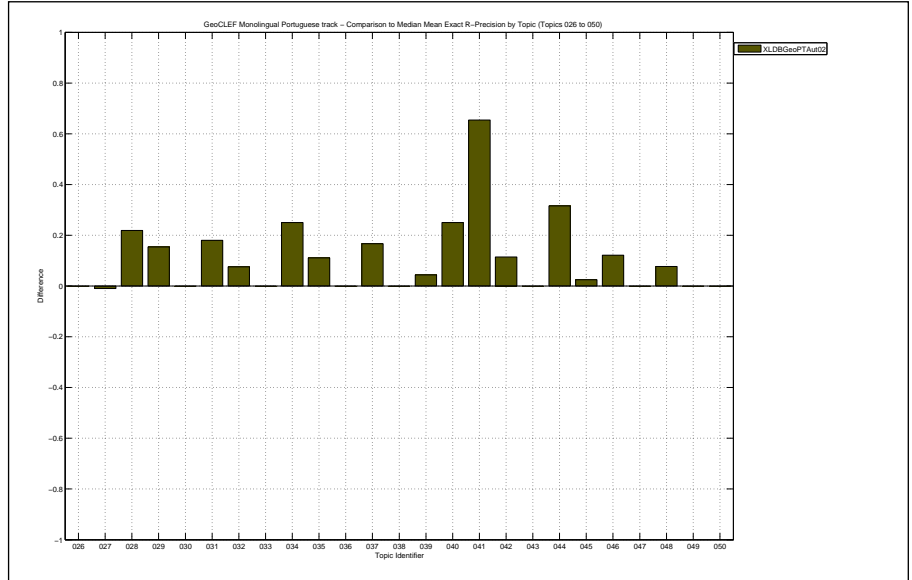
Docs Cutoff Levels	Precision at DCL (%)
5 docs	41.60
10 docs	39.20
15 docs	36.00
20 docs	35.00
30 docs	32.40
100 docs	19.32
200 docs	13.00
500 docs	6.26
1000 docs	3.31
R-Precision (precision after R document retrieved, where R = Relevant retrieved)	
	28.09



Exact R-Precision	
Maximum	0.6783
Minimum	0.0000
First Quartile	0.0000
Second Quartile	0.3279
Third Quartile	0.4351
Interquartile range	0.4351
Mean	0.2809
Standard Deviation	0.2282
Lower Outlier Threshold	0.0000
Upper Outlier Threshold	0.6783
Mean With No Outliers	0.2809
Std With No Outliers	0.2282



Precision averages (%) for individual queries			
Topic 026	0.00	Topic 039	17.39
Topic 027	0.00	Topic 040	33.33
Topic 028	37.50	Topic 041	67.31
Topic 029	48.72	Topic 042	48.57
Topic 030	42.86	Topic 043	0.00
Topic 031	32.79	Topic 044	42.11
Topic 032	66.04	Topic 045	36.59
Topic 033	0.00	Topic 046	45.45
Topic 034	37.50	Topic 047	0.00
Topic 035	11.11	Topic 048	67.83
Topic 036	0.00	Topic 049	27.78
Topic 037	16.67	Topic 050	22.73
Topic 038	0.00		



Overall statistics for 25 queries :

Total number of documents over all queries	
Retrieved	10,483
Relevant	1,060
Relevant retrieved	624
Geometric Mean Average Precision	0.1208
Binary Preference (BPREF)	0.3055

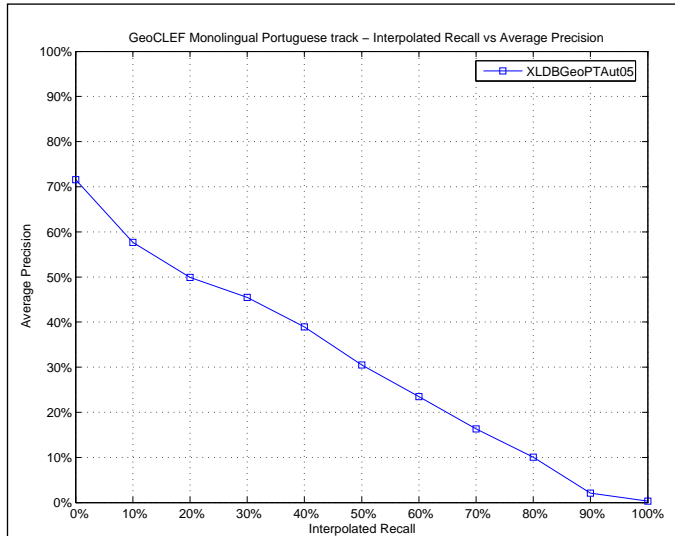
Priority	3
Query Construction	AUTOMATIC
Source Language	Portuguese
Topic Fields	title, description
Pooled	true

topic 16 QE terms expansion, top-20k docs, scope expansion to 10 scopes

Interploated Recall (%)	Precision Averages (%)
0	71.58
10	57.65
20	49.88
30	45.47
40	38.91
50	30.51
60	23.50
70	16.29
80	10.06
90	2.05
100	0.28

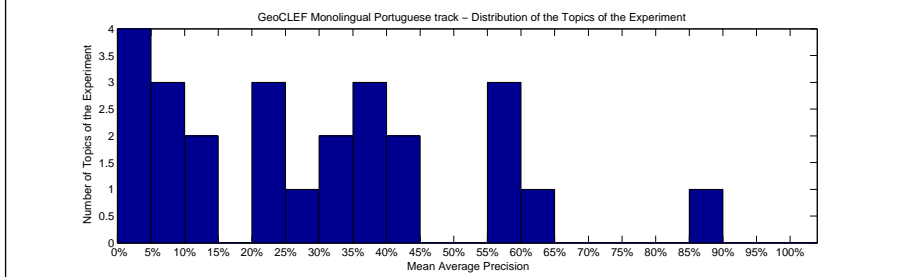
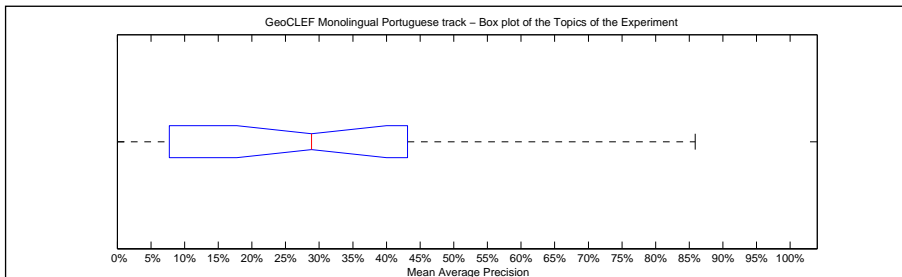
Average precision (non-interpolated) for all relevant documents (averaged over queries)

29.32



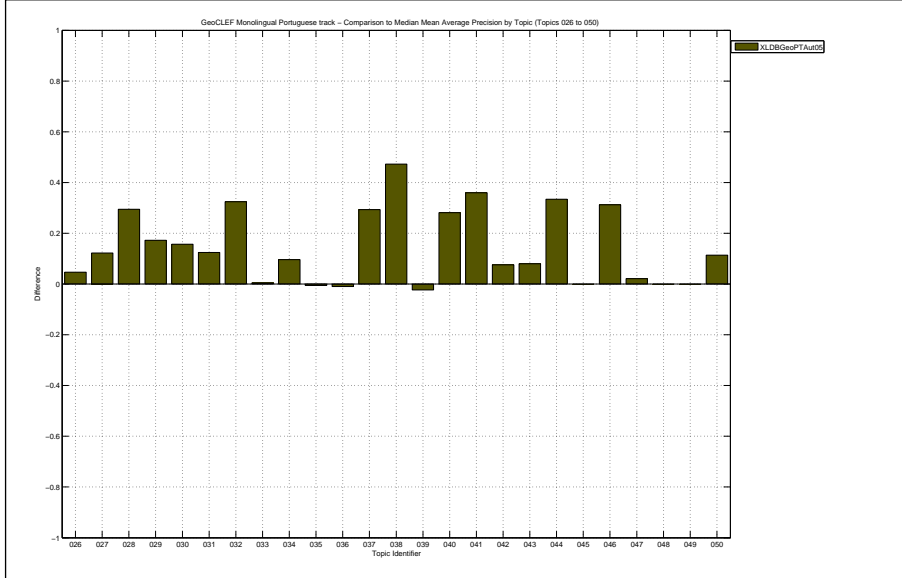
Mean Average Precision

Maximum	0.8587
Minimum	0.0000
First Quartile	0.0771
Second Quartile	0.2888
Third Quartile	0.4313
Interquartile range	0.3542
Mean	0.2932
Standard Deviation	0.2315
Lower Outlier Threshold	0.0000
Upper Outlier Threshold	0.8587
Mean With No Outliers	0.2932
Std With No Outliers	0.2315

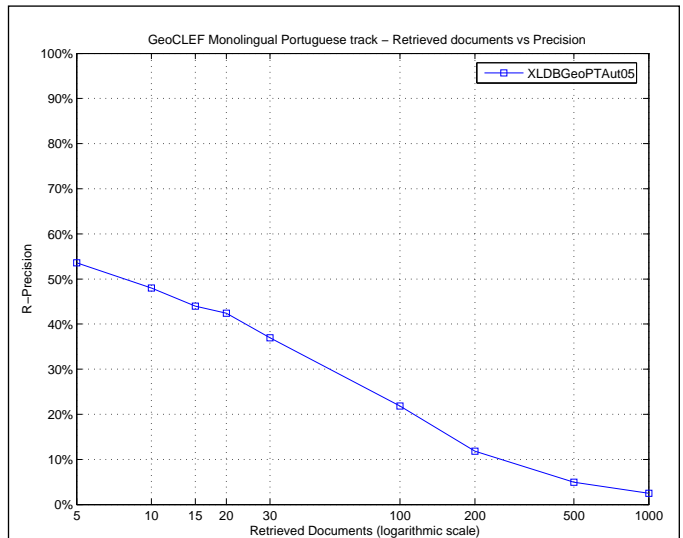


Precision averages (%) for individual queries

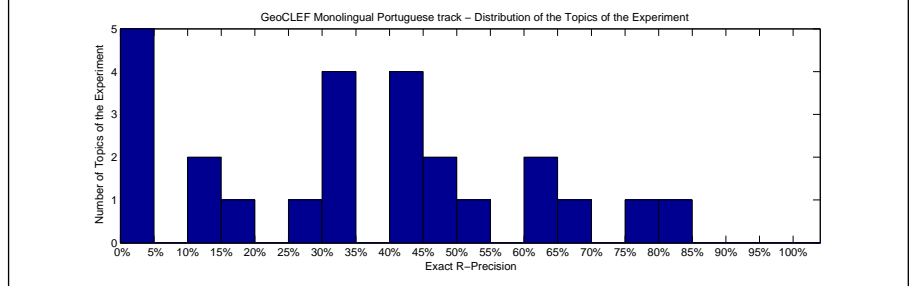
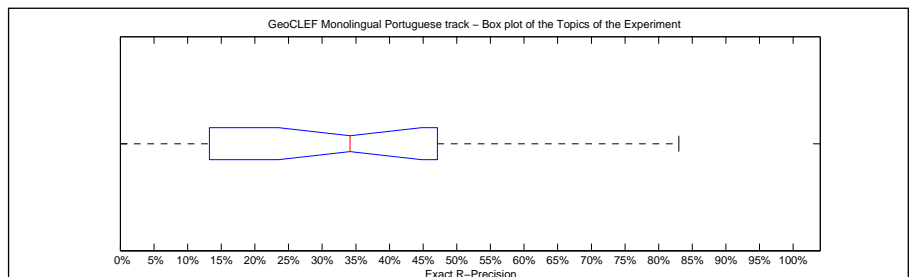
Topic 026	5.06	Topic 039	6.60
Topic 027	12.35	Topic 040	28.88
Topic 028	42.52	Topic 041	36.49
Topic 029	44.98	Topic 042	38.40
Topic 030	61.23	Topic 043	8.09
Topic 031	30.86	Topic 044	36.60
Topic 032	85.87	Topic 045	21.39
Topic 033	0.60	Topic 046	59.87
Topic 034	14.18	Topic 047	2.94
Topic 035	0.38	Topic 048	59.24
Topic 036	0.00	Topic 049	22.67
Topic 037	33.21	Topic 050	23.60
Topic 038	57.03		



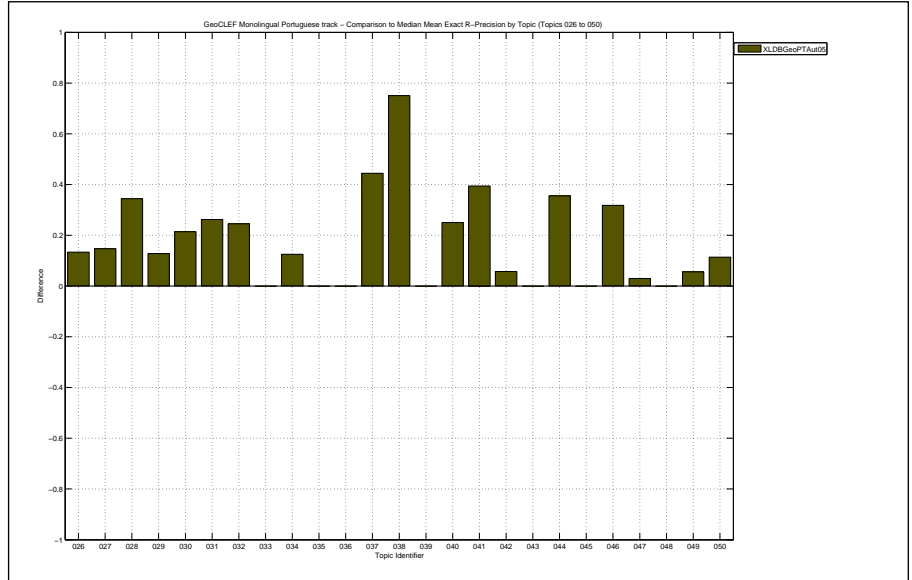
Docs Cutoff Levels	Precision at DCL (%)
5 docs	53.60
10 docs	48.00
15 docs	44.00
20 docs	42.40
30 docs	36.93
100 docs	21.80
200 docs	11.80
500 docs	4.96
1000 docs	2.50
R-Precision (precision after R document retrieved, where R = Relevant retrieved)	
	34.57



Exact R-Precision	
Maximum	0.8302
Minimum	0.0000
First Quartile	0.1326
Second Quartile	0.3415
Third Quartile	0.4712
Interquartile range	0.3385
Mean	0.3457
Standard Deviation	0.2446
Lower Outlier Threshold	0.0000
Upper Outlier Threshold	0.8302
Mean With No Outliers	0.3457
Std With No Outliers	0.2446



Precision averages (%) for individual queries			
Topic 026	13.33	Topic 039	13.04
Topic 027	15.69	Topic 040	33.33
Topic 028	50.00	Topic 041	41.35
Topic 029	46.15	Topic 042	42.86
Topic 030	64.29	Topic 043	0.00
Topic 031	40.98	Topic 044	46.05
Topic 032	83.02	Topic 045	34.15
Topic 033	0.00	Topic 046	65.15
Topic 034	25.00	Topic 047	2.94
Topic 035	0.00	Topic 048	60.14
Topic 036	0.00	Topic 049	33.33
Topic 037	44.44	Topic 050	34.09
Topic 038	75.00		



Overall statistics for 25 queries :	
Total number of documents over all queries	
Retrieved	5,232
Relevant	1,060
Relevant retrieved	607
Geometric Mean Average Precision	0.2034
Binary Preference (BPREF)	0.3208

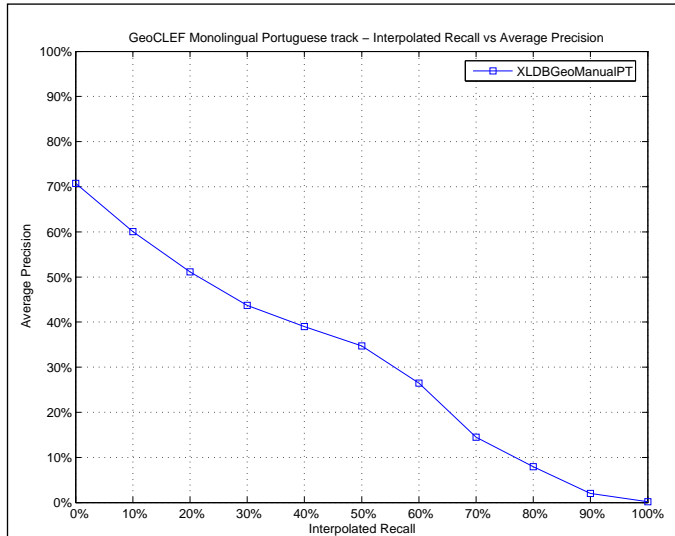
Priority	5
Query Construction	MANUAL
Source Language	Portuguese
Topic Fields	title, description
Pooled	true

Manual query

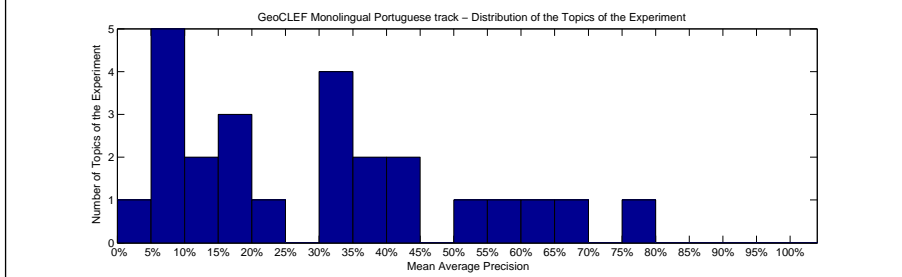
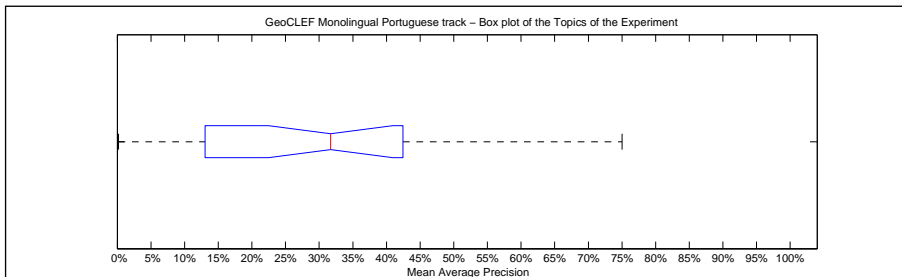
Interpolated Recall (%)	Precision Averages (%)
0	70.76
10	60.08
20	51.15
30	43.68
40	39.03
50	34.68
60	26.45
70	14.46
80	7.91
90	1.99
100	0.20

Average precision (non-interpolated) for all relevant documents (averaged over queries)

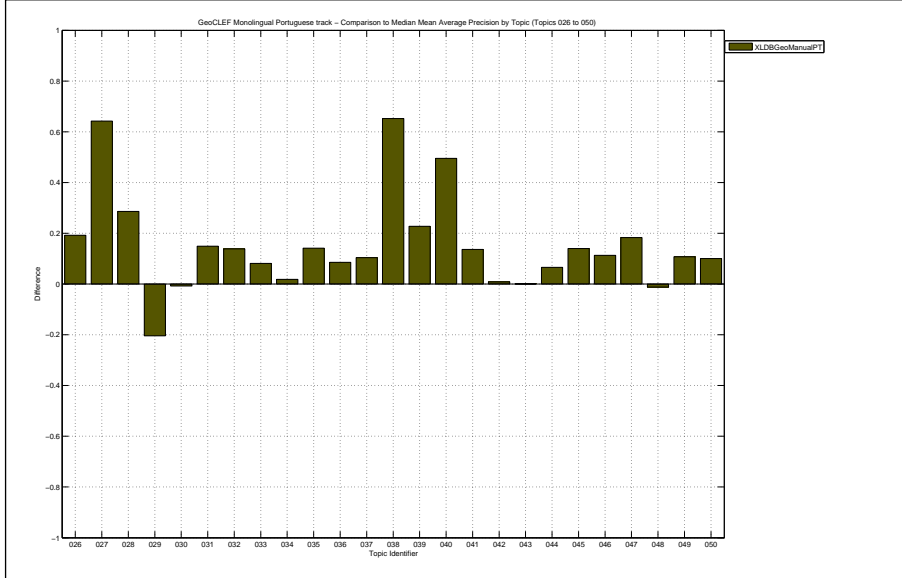
30.12



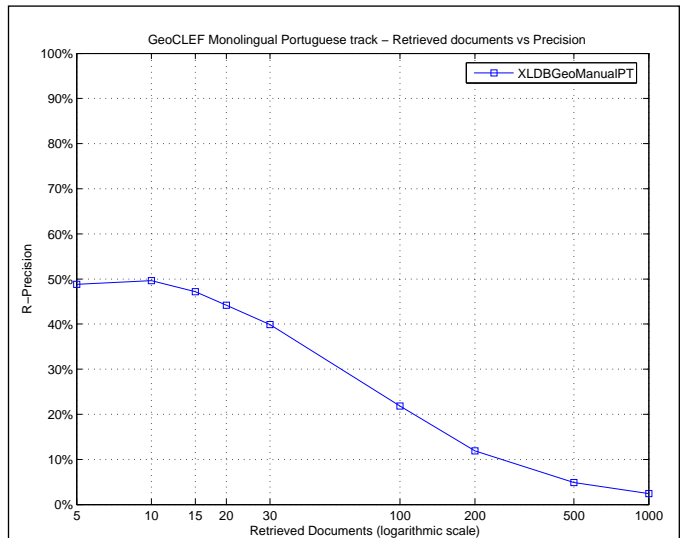
Mean Average Precision	
Maximum	0.7500
Minimum	0.0020
First Quartile	0.1306
Second Quartile	0.3169
Third Quartile	0.4245
Interquartile range	0.2940
Mean	0.3012
Standard Deviation	0.2099
Lower Outlier Threshold	0.0020
Upper Outlier Threshold	0.7500
Mean With No Outliers	0.3012
Std With No Outliers	0.2099



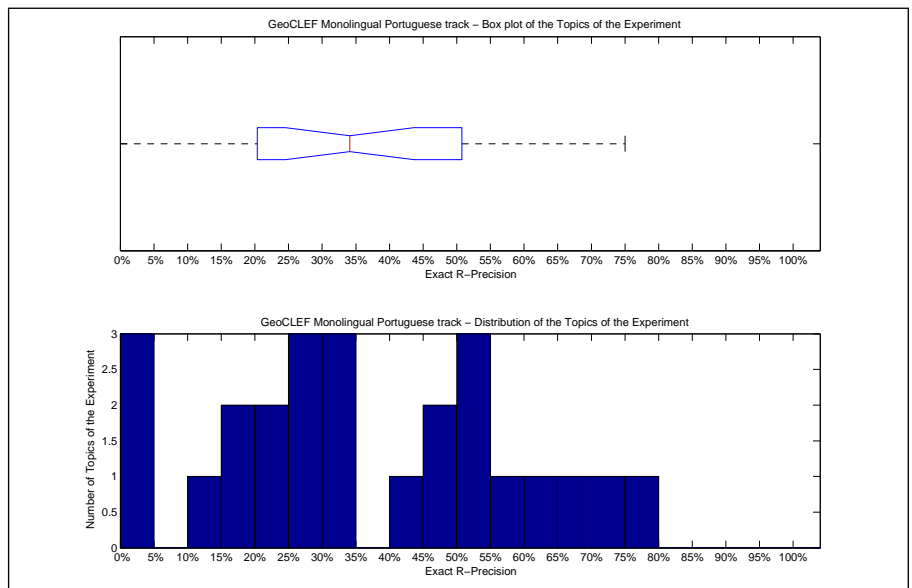
Precision averages (%) for individual queries			
Topic 026	19.59	Topic 039	31.69
Topic 027	64.35	Topic 040	50.25
Topic 028	41.69	Topic 041	14.16
Topic 029	7.31	Topic 042	31.75
Topic 030	44.74	Topic 043	0.20
Topic 031	33.34	Topic 044	9.73
Topic 032	67.32	Topic 045	35.38
Topic 033	8.33	Topic 046	39.94
Topic 034	6.44	Topic 047	19.16
Topic 035	15.05	Topic 048	58.04
Topic 036	9.52	Topic 049	33.44
Topic 037	14.25	Topic 050	22.26
Topic 038	75.00		



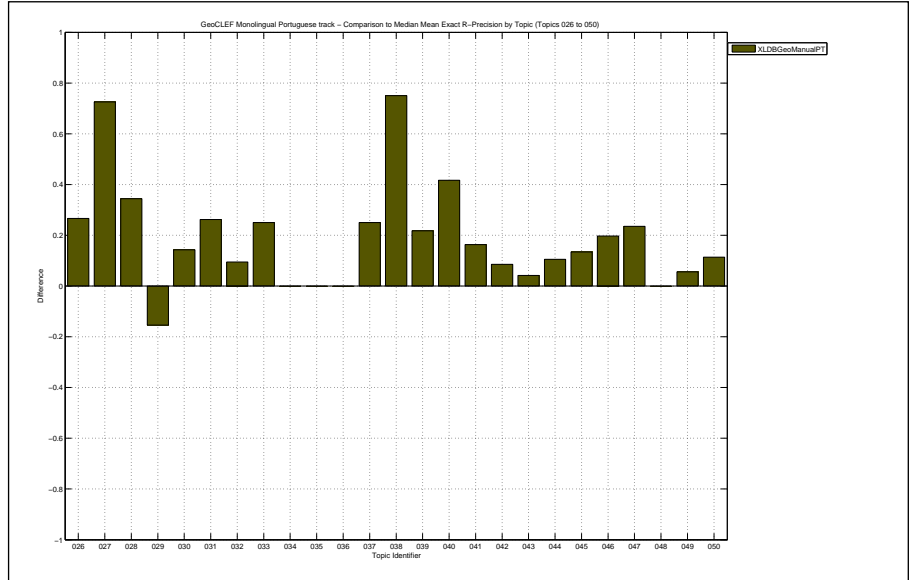
Docs Cutoff Levels	Precision at DCL (%)
5 docs	48.80
10 docs	49.60
15 docs	47.20
20 docs	44.20
30 docs	39.87
100 docs	21.84
200 docs	11.88
500 docs	4.84
1000 docs	2.43
R-Precision (precision after R document retrieved, where R = Relevant retrieved)	
	35.89



Exact R-Precision	
Maximum	0.7500
Minimum	0.0000
First Quartile	0.2036
Second Quartile	0.3409
Third Quartile	0.5076
Interquartile range	0.3040
Mean	0.3589
Standard Deviation	0.2182
Lower Outlier Threshold	0.0000
Upper Outlier Threshold	0.7500
Mean With No Outliers	0.3589
Std With No Outliers	0.2182



Precision averages (%) for individual queries			
Topic 026	26.67	Topic 039	34.78
Topic 027	73.53	Topic 040	50.00
Topic 028	50.00	Topic 041	18.27
Topic 029	17.95	Topic 042	45.71
Topic 030	57.14	Topic 043	4.17
Topic 031	40.98	Topic 044	21.05
Topic 032	67.92	Topic 045	47.56
Topic 033	25.00	Topic 046	53.03
Topic 034	12.50	Topic 047	23.53
Topic 035	0.00	Topic 048	60.14
Topic 036	0.00	Topic 049	33.33
Topic 037	25.00	Topic 050	34.09
Topic 038	75.00		



Overall statistics for 25 queries :	
Total number of documents over all queries	
Retrieved	22,617
Relevant	1,060
Relevant retrieved	519
Geometric Mean Average Precision	0.0738
Binary Preference (BPREF)	0.2081

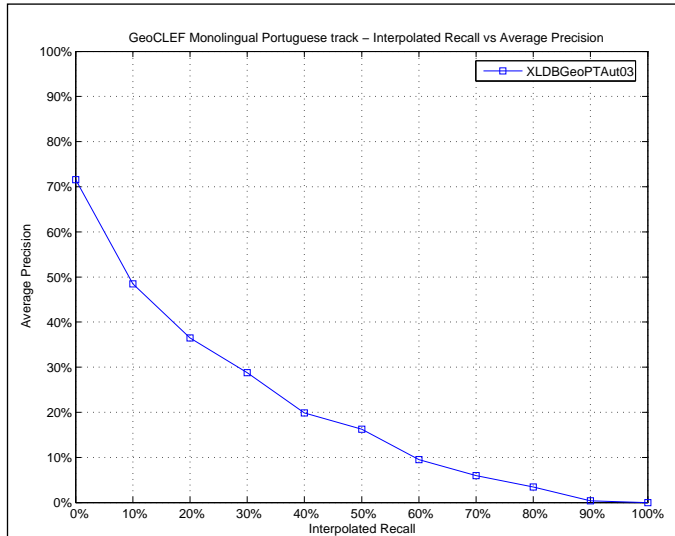
Priority	1
Query Construction	AUTOMATIC
Source Language	Portuguese
Topic Fields	title, description
Pooled	true

With geosim, final correction.

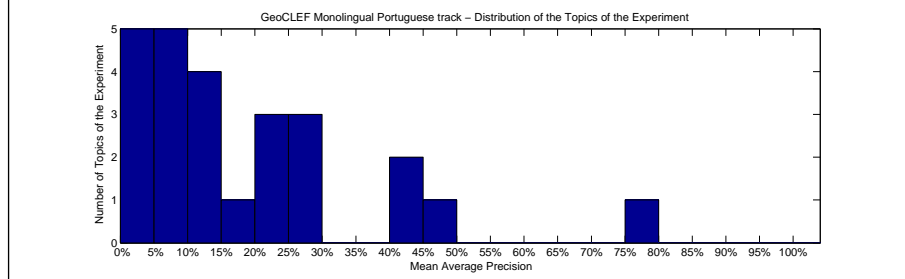
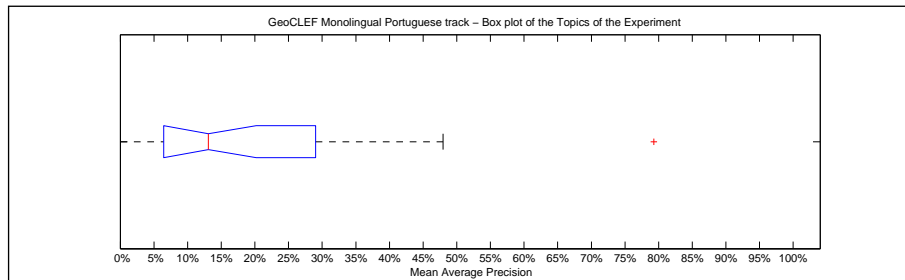
Interploated Recall (%)	Precision Averages (%)
0	71.53
10	48.45
20	36.48
30	28.80
40	19.87
50	16.26
60	9.49
70	5.94
80	3.42
90	0.40
100	0.00

Average precision (non-interpolated) for all relevant documents (averaged over queries)

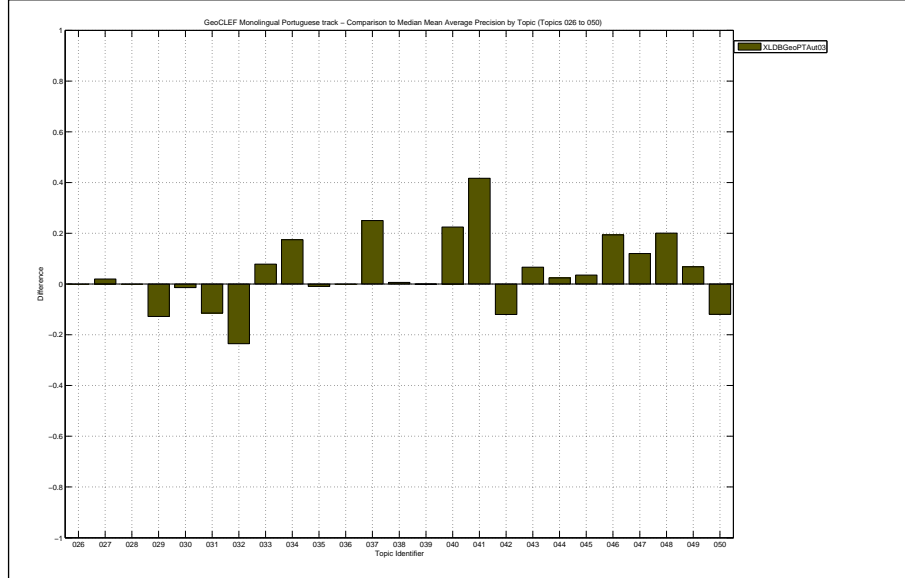
19.29



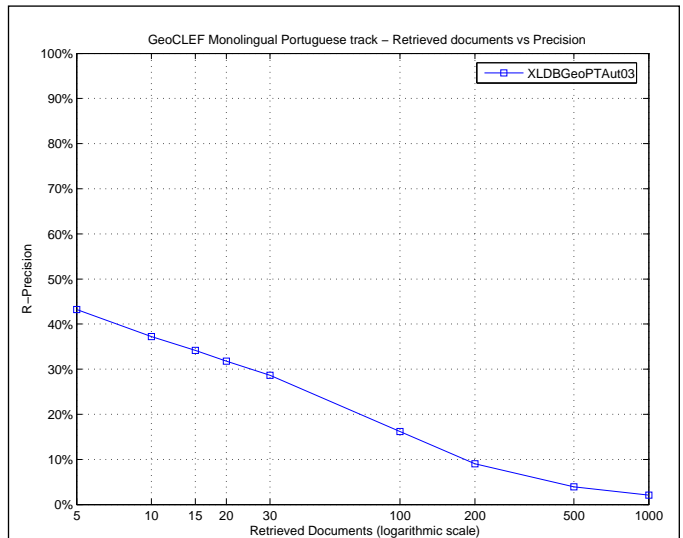
Mean Average Precision	
Maximum	0.7930
Minimum	0.0000
First Quartile	0.0645
Second Quartile	0.1309
Third Quartile	0.2902
Interquartile range	0.2257
Mean	0.1929
Standard Deviation	0.1888
Lower Outlier Threshold	0.0000
Upper Outlier Threshold	0.4798
Mean With No Outliers	0.1679
Std With No Outliers	0.1446



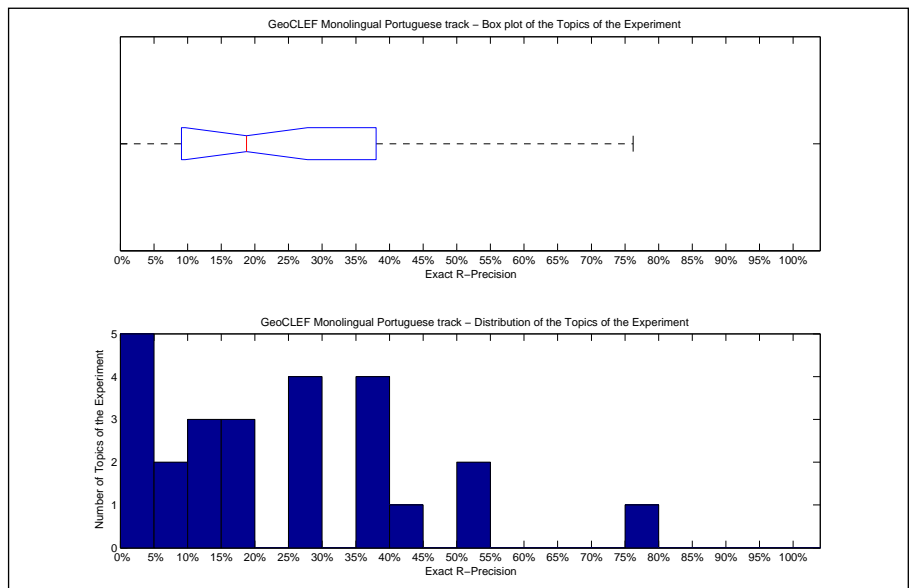
Precision averages (%) for individual queries			
Topic 026	0.40	Topic 039	8.93
Topic 027	2.11	Topic 040	23.16
Topic 028	13.09	Topic 041	42.24
Topic 029	14.92	Topic 042	18.83
Topic 030	44.12	Topic 043	6.74
Topic 031	6.99	Topic 044	5.57
Topic 032	29.95	Topic 045	24.92
Topic 033	8.05	Topic 046	47.98
Topic 034	22.02	Topic 047	12.86
Topic 035	0.00	Topic 048	79.30
Topic 036	0.97	Topic 049	29.42
Topic 037	28.89	Topic 050	0.29
Topic 038	10.42		



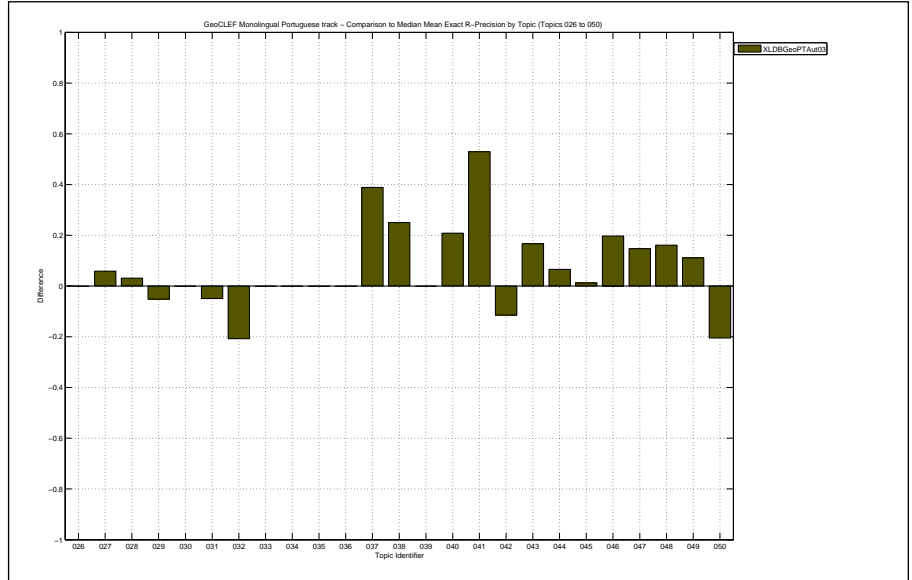
Docs Cutoff Levels	Precision at DCL (%)
5 docs	43.20
10 docs	37.20
15 docs	34.13
20 docs	31.80
30 docs	28.67
100 docs	16.16
200 docs	9.02
500 docs	3.92
1000 docs	2.08
R-Precision (precision after R document retrieved, where R = Relevant retrieved)	
	23.91



Exact R-Precision	
Maximum	0.7622
Minimum	0.0000
First Quartile	0.0909
Second Quartile	0.1875
Third Quartile	0.3802
Interquartile range	0.2893
Mean	0.2391
Standard Deviation	0.1981
Lower Outlier Threshold	0.0000
Upper Outlier Threshold	0.7622
Mean With No Outliers	0.2391
Std With No Outliers	0.1981



Precision averages (%) for individual queries			
Topic 026	0.00	Topic 039	13.04
Topic 027	6.86	Topic 040	29.17
Topic 028	18.75	Topic 041	54.81
Topic 029	28.21	Topic 042	25.71
Topic 030	42.86	Topic 043	16.67
Topic 031	9.84	Topic 044	17.11
Topic 032	37.74	Topic 045	35.37
Topic 033	0.00	Topic 046	53.03
Topic 034	12.50	Topic 047	14.71
Topic 035	0.00	Topic 048	76.22
Topic 036	0.00	Topic 049	38.89
Topic 037	38.89	Topic 050	2.27
Topic 038	25.00		





Overall statistics for 25 queries :	
Total number of documents over all queries	
Retrieved	15,622
Relevant	647
Relevant retrieved	326
Geometric Mean Average Precision	0.0044
Binary Preference (BPREF)	0.1533

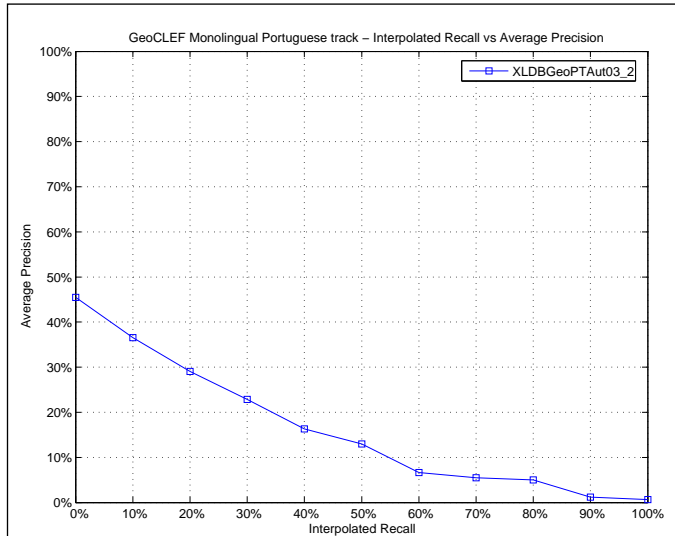
Priority	2
Query Construction	AUTOMATIC
Source Language	Portuguese
Topic Fields	title, description
Pooled	true

XLDBGeoPTAut03 run, improved

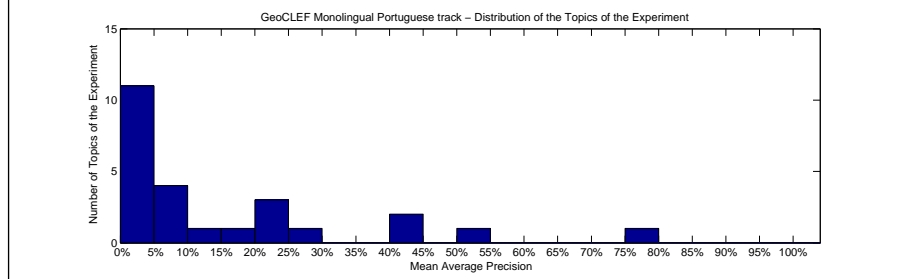
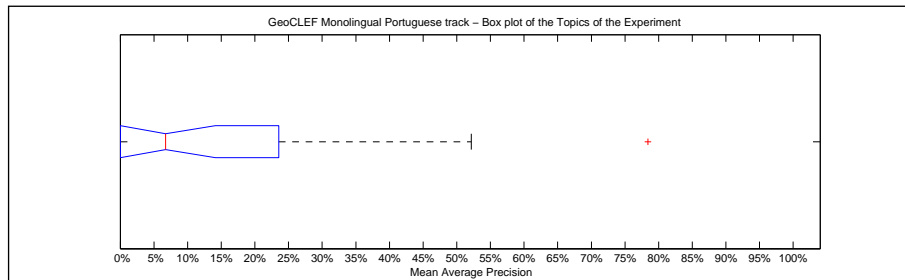
Interploated Recall (%)	Precision Averages (%)
0	45.44
10	36.56
20	29.06
30	22.89
40	16.29
50	13.01
60	6.66
70	5.45
80	5.03
90	1.17
100	0.65

Average precision (non-interpolated) for all relevant documents (averaged over queries)

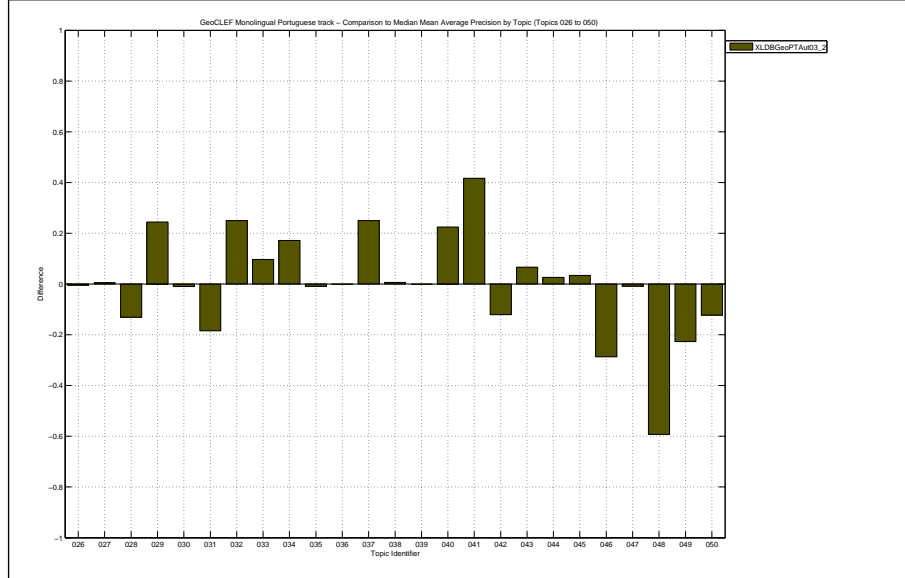
15.13



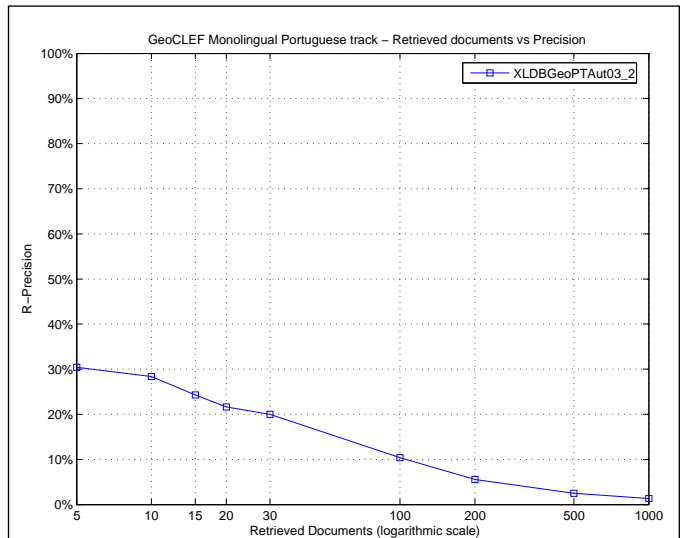
Mean Average Precision	
Maximum	0.7843
Minimum	0.0000
First Quartile	0.0000
Second Quartile	0.0673
Third Quartile	0.2356
Interquartile range	0.2356
Mean	0.1513
Standard Deviation	0.2051
Lower Outlier Threshold	0.0000
Upper Outlier Threshold	0.5215
Mean With No Outliers	0.1249
Std With No Outliers	0.1605



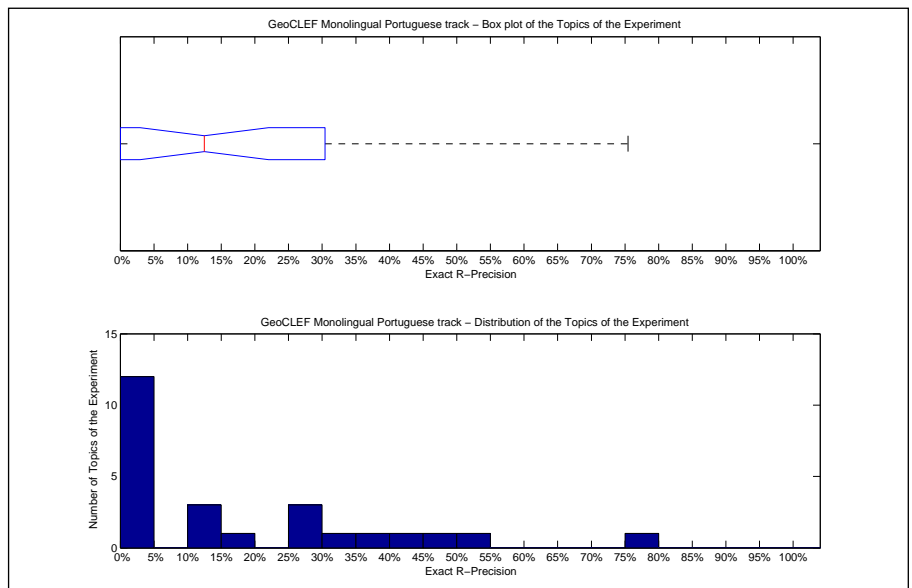
Precision averages (%) for individual queries			
Topic 026	0.00	Topic 039	8.96
Topic 027	0.64	Topic 040	23.16
Topic 028	0.00	Topic 041	42.23
Topic 029	52.15	Topic 042	18.81
Topic 030	44.58	Topic 043	6.73
Topic 031	0.00	Topic 044	5.81
Topic 032	78.43	Topic 045	24.76
Topic 033	9.88	Topic 046	0.00
Topic 034	21.76	Topic 047	0.00
Topic 035	0.00	Topic 048	0.00
Topic 036	0.97	Topic 049	0.00
Topic 037	28.92	Topic 050	0.00
Topic 038	10.42		



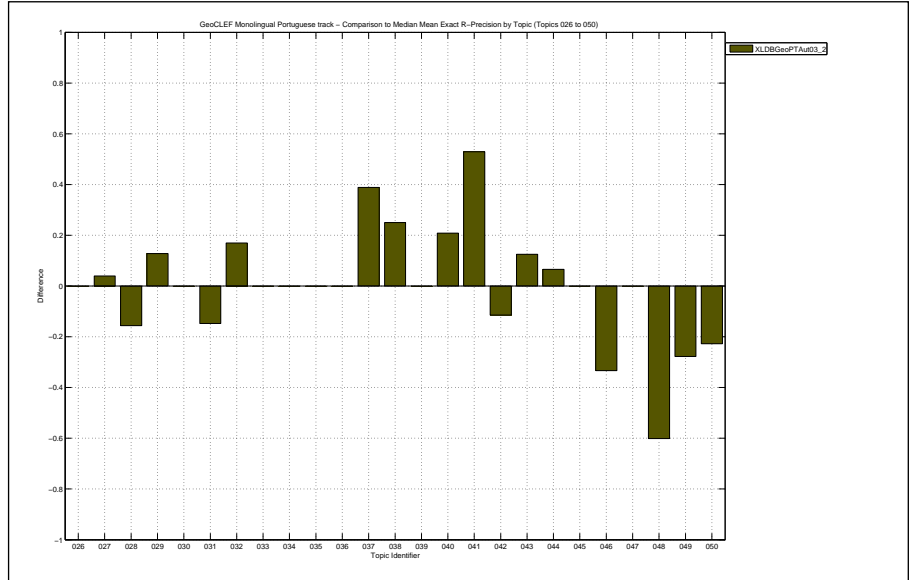
Docs Cutoff Levels	Precision at DCL (%)
5 docs	30.40
10 docs	28.40
15 docs	24.27
20 docs	21.60
30 docs	20.00
100 docs	10.36
200 docs	5.58
500 docs	2.50
1000 docs	1.30
R-Precision (precision after R document retrieved, where R = Relevant retrieved)	
	17.29



Exact R-Precision	
Maximum	0.7547
Minimum	0.0000
First Quartile	0.0000
Second Quartile	0.1250
Third Quartile	0.3041
Interquartile range	0.3041
Mean	0.1729
Standard Deviation	0.2122
Lower Outlier Threshold	0.0000
Upper Outlier Threshold	0.7547
Mean With No Outliers	0.1729
Std With No Outliers	0.2122



Precision averages (%) for individual queries			
Topic 026	0.00	Topic 039	13.04
Topic 027	4.90	Topic 040	29.17
Topic 028	0.00	Topic 041	54.81
Topic 029	46.15	Topic 042	25.71
Topic 030	42.86	Topic 043	12.50
Topic 031	0.00	Topic 044	17.11
Topic 032	75.47	Topic 045	34.15
Topic 033	0.00	Topic 046	0.00
Topic 034	12.50	Topic 047	0.00
Topic 035	0.00	Topic 048	0.00
Topic 036	0.00	Topic 049	0.00
Topic 037	38.89	Topic 050	0.00
Topic 038	25.00		



Overall statistics for 25 queries :	
Total number of documents over all queries	
Retrieved	25,000
Relevant	602
Relevant retrieved	450
Geometric Mean Average Precision	0.0115
Binary Preference (BPREF)	0.1649

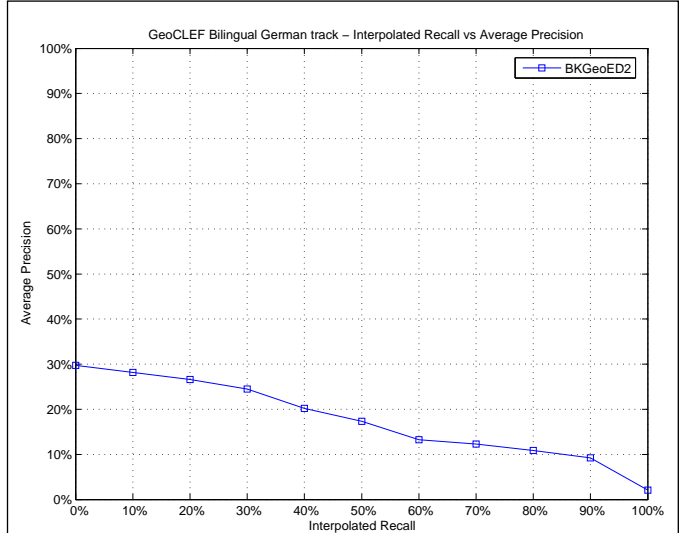
Priority	1
Query Construction	MANUAL
Source Language	English
Topic Fields	title, description, narrative
Pooled	true

English-German TDN from expanded narrative, translation by L&H Power Translator, blind feedback

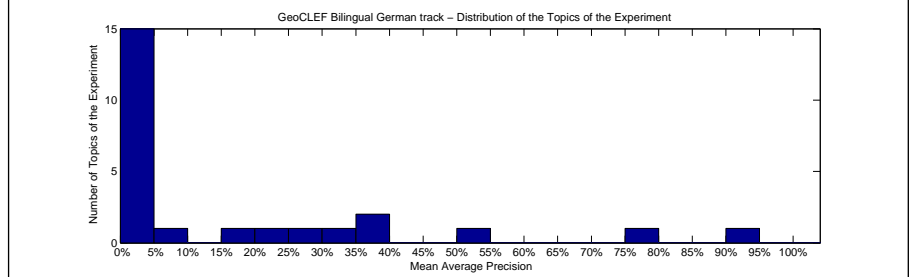
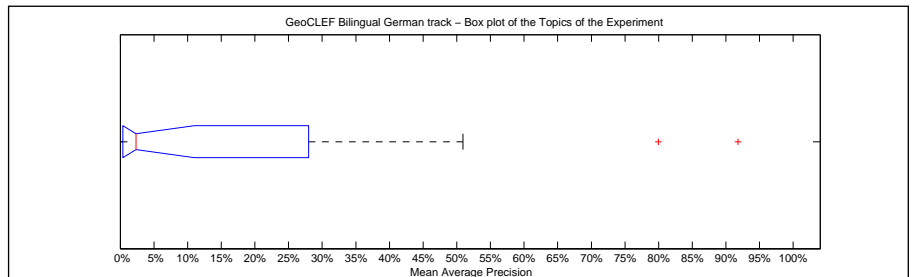
Interploated Recall (%)	Precision Averages (%)
0	29.75
10	28.19
20	26.59
30	24.48
40	20.23
50	17.35
60	13.28
70	12.31
80	10.86
90	9.20
100	2.07

Average precision (non-interpolated) for all relevant documents (averaged over queries)

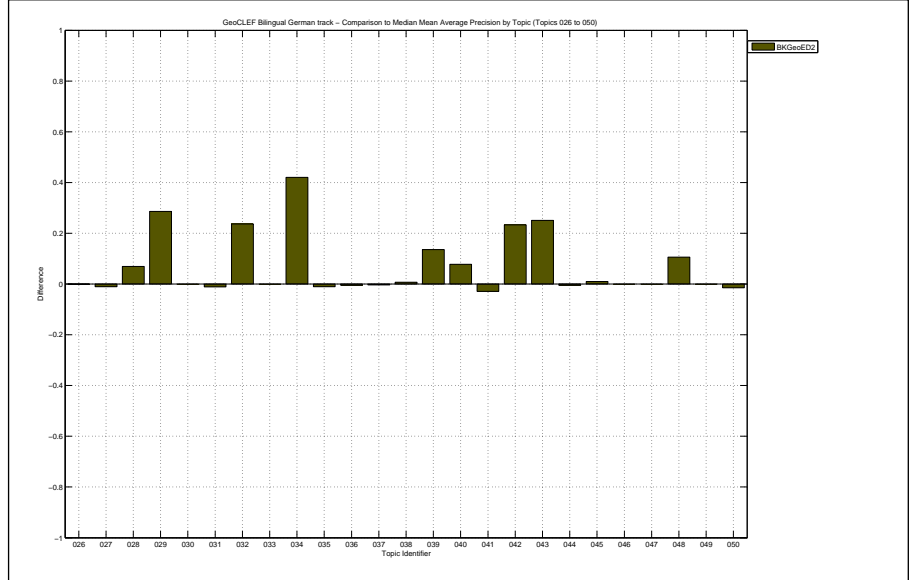
16.82



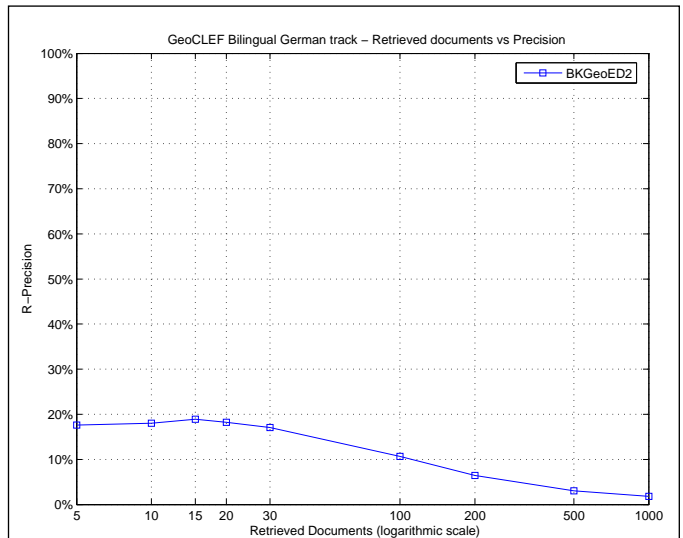
Mean Average Precision	
Maximum	0.9178
Minimum	0.0000
First Quartile	0.0038
Second Quartile	0.0235
Third Quartile	0.2800
Interquartile range	0.2762
Mean	0.1682
Standard Deviation	0.2563
Lower Outlier Threshold	0.0000
Upper Outlier Threshold	0.5092
Mean With No Outliers	0.1082
Std With No Outliers	0.1557



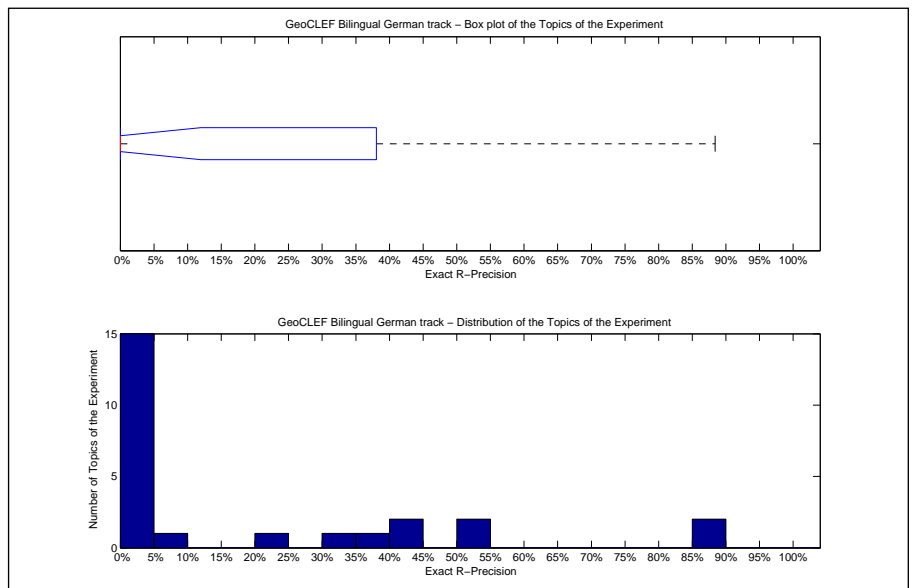
Precision averages (%) for individual queries			
Topic 026	0.00	Topic 039	17.14
Topic 027	0.08	Topic 040	36.77
Topic 028	34.93	Topic 041	2.35
Topic 029	35.10	Topic 042	24.04
Topic 030	7.28	Topic 043	25.69
Topic 031	4.22	Topic 044	0.48
Topic 032	79.95	Topic 045	1.60
Topic 033	0.01	Topic 046	1.36
Topic 034	50.92	Topic 047	0.00
Topic 035	0.99	Topic 048	91.78
Topic 036	0.00	Topic 049	2.86
Topic 037	0.00	Topic 050	2.08
Topic 038	0.96		



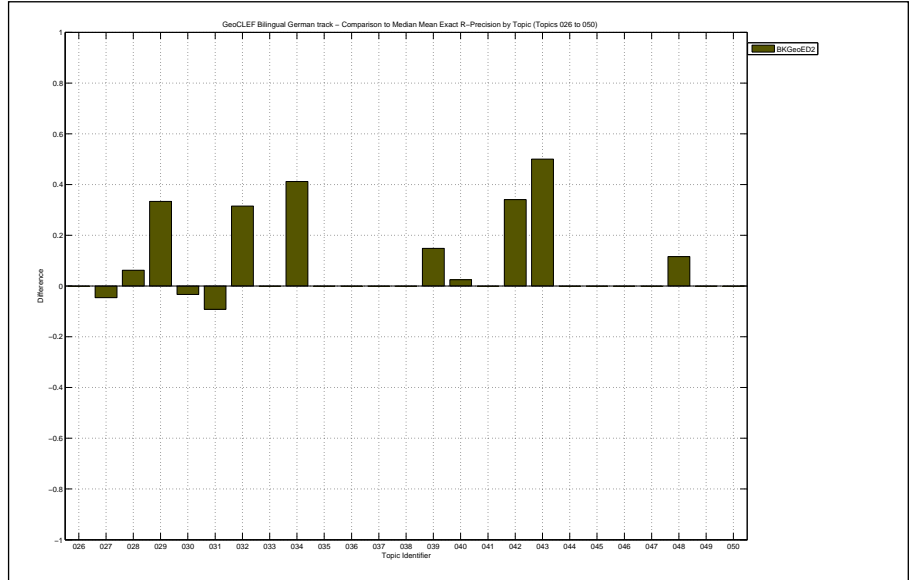
Docs Cutoff Levels	Precision at DCL (%)
5 docs	17.60
10 docs	18.00
15 docs	18.93
20 docs	18.20
30 docs	17.07
100 docs	10.64
200 docs	6.44
500 docs	3.05
1000 docs	1.80
R-Precision (precision after R document retrieved, where R = Relevant retrieved)	
	18.56



Exact R-Precision	
Maximum	0.8841
Minimum	0.0000
First Quartile	0.0000
Second Quartile	0.0000
Third Quartile	0.3807
Interquartile range	0.3807
Mean	0.1856
Standard Deviation	0.2781
Lower Outlier Threshold	0.0000
Upper Outlier Threshold	0.8841
Mean With No Outliers	0.1856
Std With No Outliers	0.2781



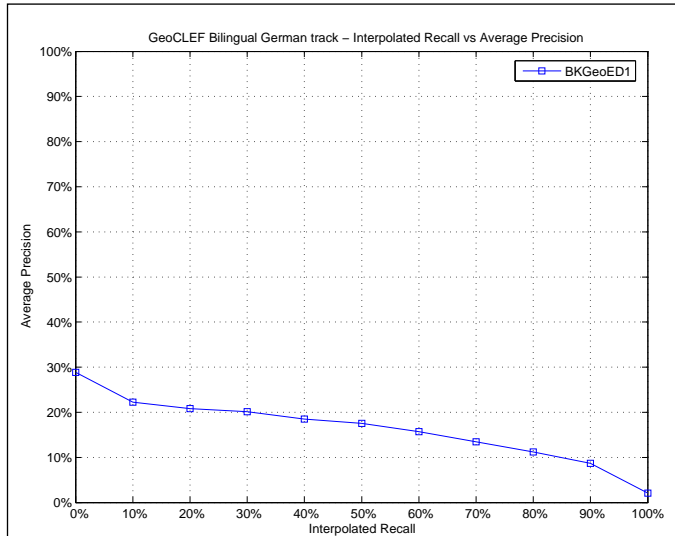
Precision averages (%) for individual queries			
Topic 026	0.00	Topic 039	22.22
Topic 027	1.54	Topic 040	43.90
Topic 028	43.75	Topic 041	0.00
Topic 029	33.33	Topic 042	36.17
Topic 030	6.67	Topic 043	50.00
Topic 031	0.00	Topic 044	0.00
Topic 032	85.19	Topic 045	0.00
Topic 033	0.00	Topic 046	0.00
Topic 034	52.94	Topic 047	0.00
Topic 035	0.00	Topic 048	88.41
Topic 036	0.00	Topic 049	0.00
Topic 037	0.00	Topic 050	0.00
Topic 038	0.00		



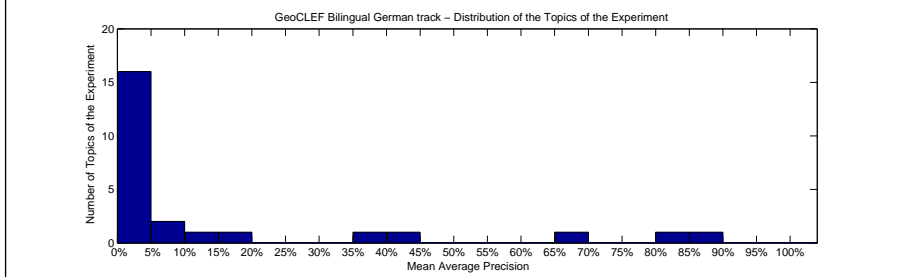
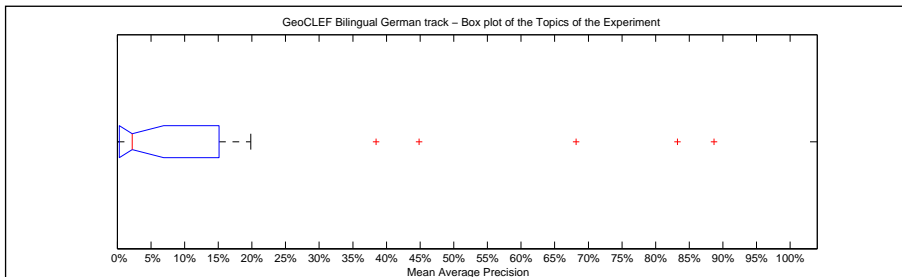
Overall statistics for 25 queries :	
Total number of documents over all queries	
Retrieved	25,000
Relevant	602
Relevant retrieved	391
Geometric Mean Average Precision	0.0107
Binary Preference (BPREF)	0.1397

Priority	2
Query Construction	AUTOMATIC
Source Language	English
Topic Fields	title, description
Pooled	true
English-German TD run translation by L&H translator, blind feedback	

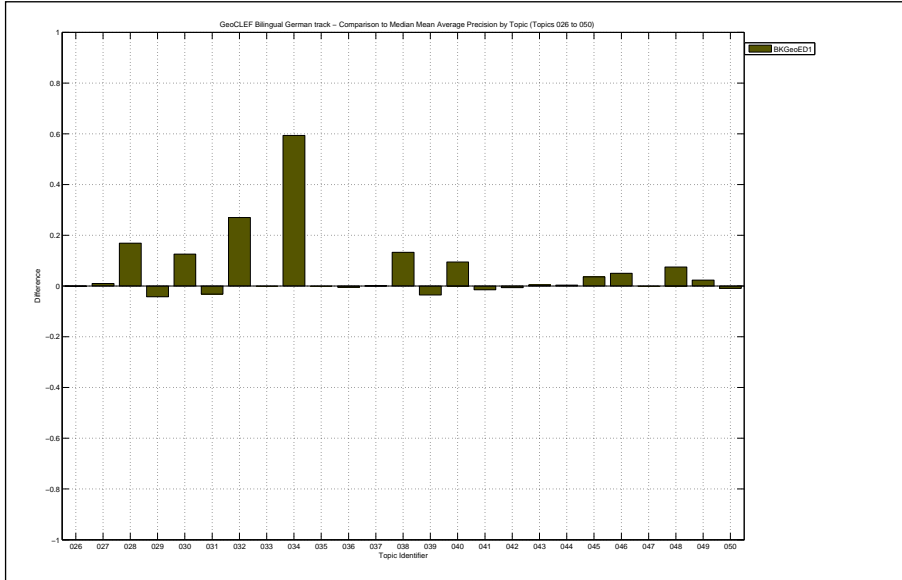
Interploated Recall (%)	Precision Averages (%)
0	28.82
10	22.23
20	20.79
30	20.15
40	18.47
50	17.53
60	15.67
70	13.45
80	11.19
90	8.68
100	2.11
Average precision (non-interpolated) for all relevant documents (averaged over queries)	
	15.61



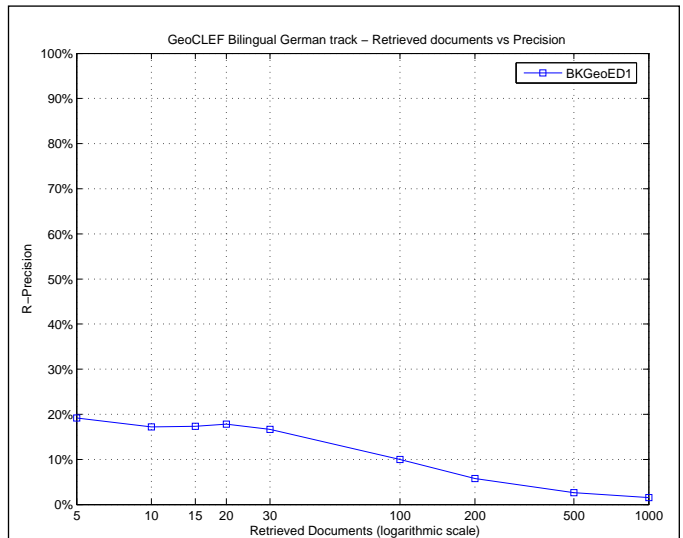
Mean Average Precision	
Maximum	0.8867
Minimum	0.0000
First Quartile	0.0030
Second Quartile	0.0222
Third Quartile	0.1511
Interquartile range	0.1482
Mean	0.1561
Standard Deviation	0.2704
Lower Outlier Threshold	0.0000
Upper Outlier Threshold	0.1984
Mean With No Outliers	0.0334
Std With No Outliers	0.0503



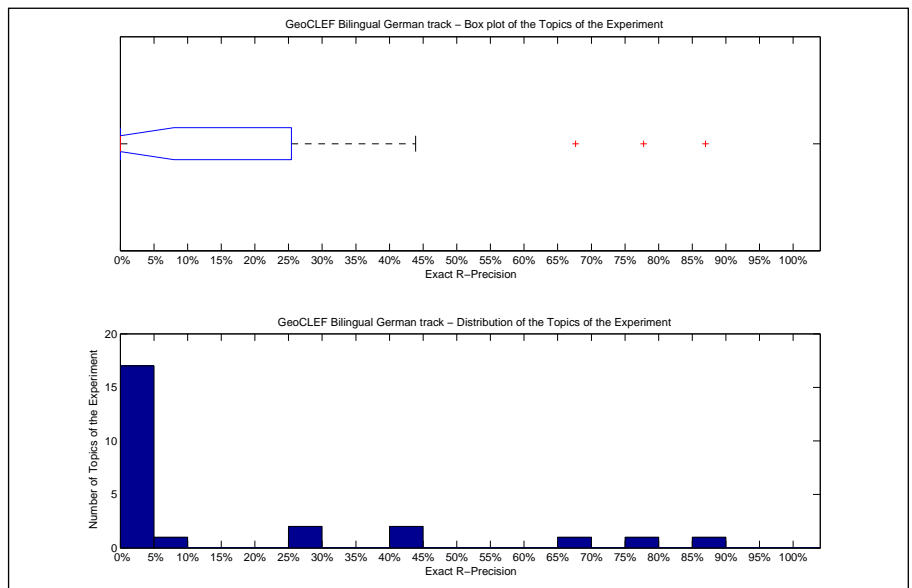
Precision averages (%) for individual queries			
Topic 026	0.00	Topic 039	0.04
Topic 027	2.10	Topic 040	38.45
Topic 028	44.85	Topic 041	3.77
Topic 029	2.22	Topic 042	0.04
Topic 030	19.84	Topic 043	1.05
Topic 031	2.13	Topic 044	1.34
Topic 032	83.26	Topic 045	4.17
Topic 033	0.00	Topic 046	6.34
Topic 034	68.19	Topic 047	0.00
Topic 035	2.05	Topic 048	88.67
Topic 036	0.00	Topic 049	5.21
Topic 037	0.38	Topic 050	2.66
Topic 038	13.54		



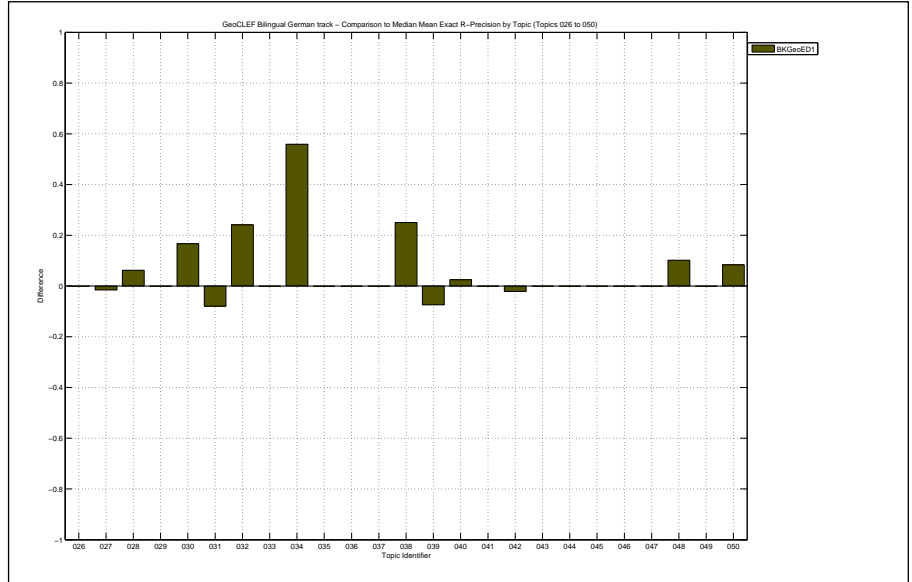
Docs Cutoff Levels	Precision at DCL (%)
5 docs	19.20
10 docs	17.20
15 docs	17.33
20 docs	17.80
30 docs	16.67
100 docs	10.00
200 docs	5.74
500 docs	2.66
1000 docs	1.56
R-Precision (precision after R document retrieved, where R = Relevant retrieved)	
	15.44



Exact R-Precision	
Maximum	0.8696
Minimum	0.0000
First Quartile	0.0000
Second Quartile	0.0000
Third Quartile	0.2542
Interquartile range	0.2542
Mean	0.1544
Standard Deviation	0.2700
Lower Outlier Threshold	0.0000
Upper Outlier Threshold	0.4390
Mean With No Outliers	0.0698
Std With No Outliers	0.1414



Precision averages (%) for individual queries			
Topic 026	0.00	Topic 039	0.00
Topic 027	4.62	Topic 040	43.90
Topic 028	43.75	Topic 041	0.00
Topic 029	0.00	Topic 042	0.00
Topic 030	26.67	Topic 043	0.00
Topic 031	1.32	Topic 044	0.00
Topic 032	77.78	Topic 045	0.00
Topic 033	0.00	Topic 046	0.00
Topic 034	67.65	Topic 047	0.00
Topic 035	0.00	Topic 048	86.96
Topic 036	0.00	Topic 049	0.00
Topic 037	0.00	Topic 050	8.33
Topic 038	25.00		



Overall statistics for 25 queries :	
Total number of documents over all queries	
Retrieved	25,000
Relevant	602
Relevant retrieved	333
Geometric Mean Average Precision	0.0127
Binary Preference (BPREF)	0.0548

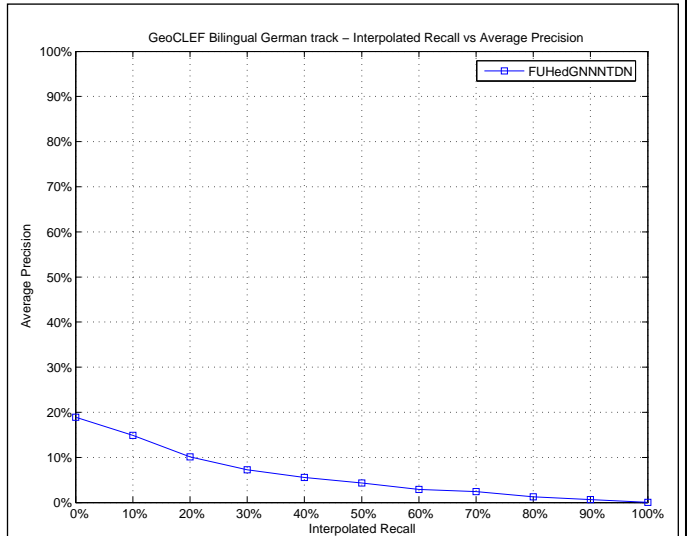
Priority	3
Query Construction	AUTOMATIC
Source Language	English
Topic Fields	title, description, narrative
Pooled	true

third run

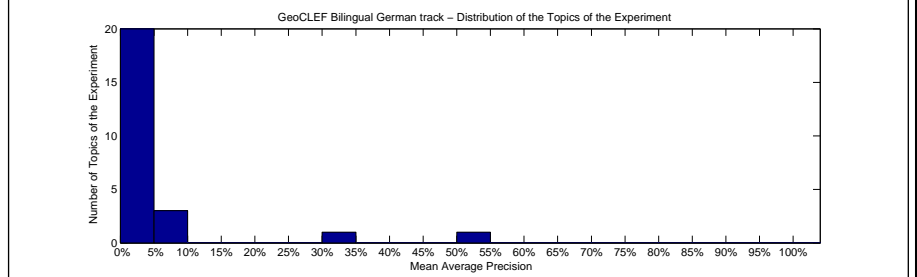
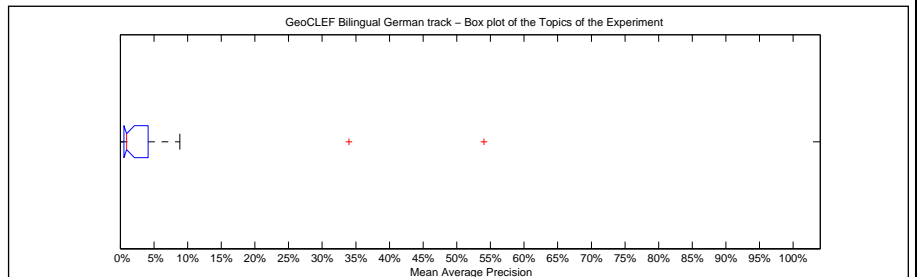
Interploated Recall (%)	Precision Averages (%)
0	18.90
10	14.86
20	10.13
30	7.23
40	5.54
50	4.30
60	2.86
70	2.44
80	1.29
90	0.64
100	0.06

Average precision (non-interpolated) for all relevant documents (averaged over queries)

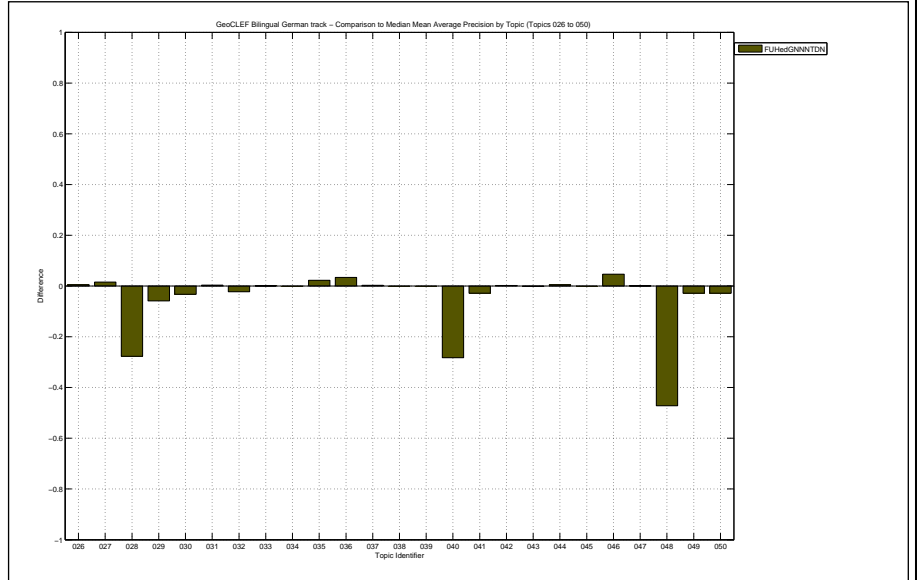
5.48



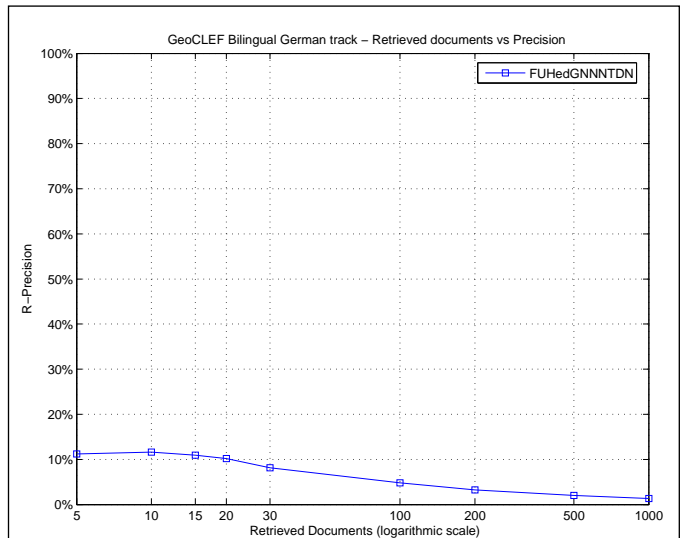
Mean Average Precision	
Maximum	0.5405
Minimum	0.0003
First Quartile	0.0052
Second Quartile	0.0096
Third Quartile	0.0412
Interquartile range	0.0359
Mean	0.0548
Standard Deviation	0.1217
Lower Outlier Threshold	0.0003
Upper Outlier Threshold	0.0886
Mean With No Outliers	0.0213
Std With No Outliers	0.0238



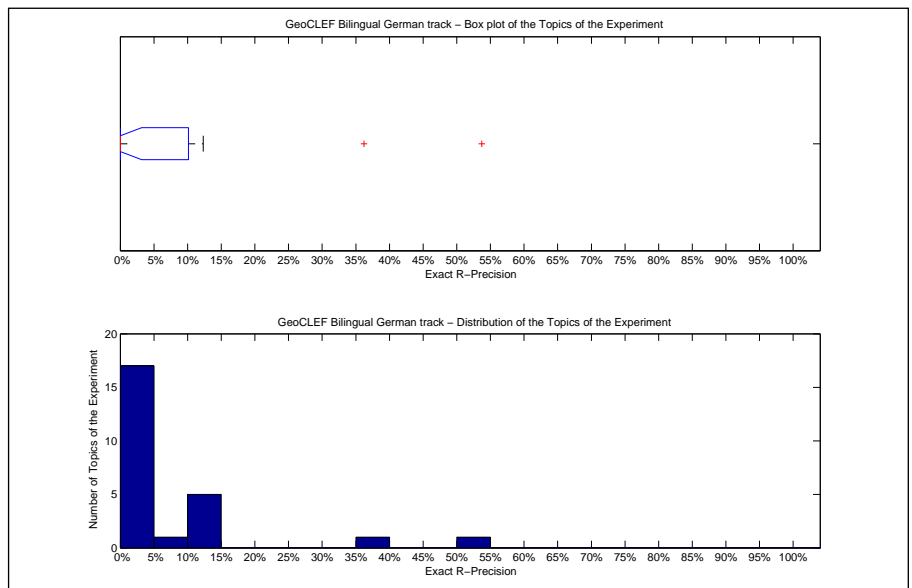
Precision averages (%) for individual queries			
Topic 026	0.54	Topic 039	3.57
Topic 027	2.71	Topic 040	0.72
Topic 028	0.30	Topic 041	2.46
Topic 029	0.61	Topic 042	0.96
Topic 030	4.05	Topic 043	0.47
Topic 031	5.66	Topic 044	1.46
Topic 032	54.05	Topic 045	0.59
Topic 033	0.07	Topic 046	5.99
Topic 034	8.86	Topic 047	0.06
Topic 035	4.31	Topic 048	33.99
Topic 036	3.84	Topic 049	0.03
Topic 037	0.61	Topic 050	0.73
Topic 038	0.27		



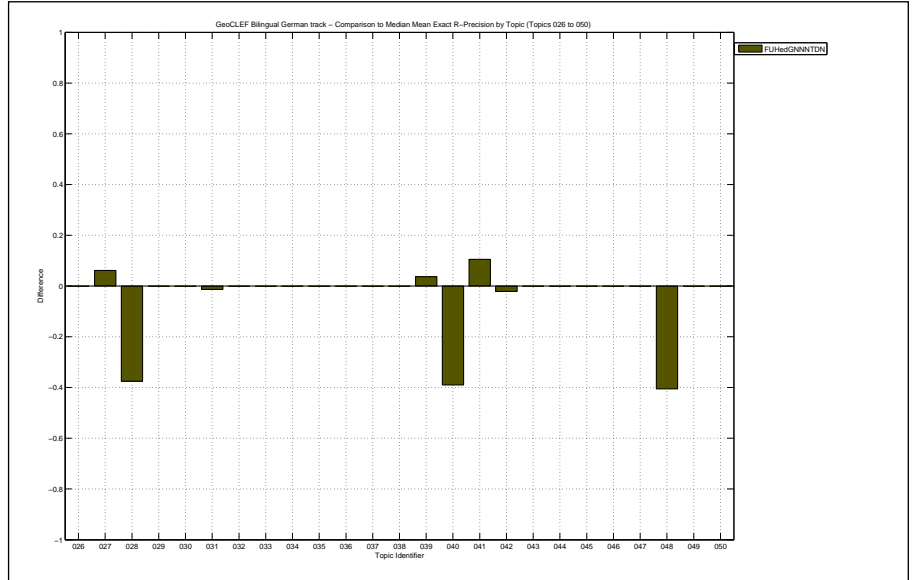
Docs Cutoff Levels	Precision at DCL (%)
5 docs	11.20
10 docs	11.60
15 docs	10.93
20 docs	10.20
30 docs	8.13
100 docs	4.80
200 docs	3.22
500 docs	2.01
1000 docs	1.33
R-Precision (precision after R document retrieved, where R = Relevant retrieved)	
	6.24



Exact R-Precision	
Maximum	0.5370
Minimum	0.0000
First Quartile	0.0000
Second Quartile	0.0000
Third Quartile	0.1013
Interquartile range	0.1013
Mean	0.0624
Standard Deviation	0.1277
Lower Outlier Threshold	0.0000
Upper Outlier Threshold	0.1231
Mean With No Outliers	0.0287
Std With No Outliers	0.0478



Precision averages (%) for individual queries			
Topic 026	0.00	Topic 039	11.11
Topic 027	12.31	Topic 040	2.44
Topic 028	0.00	Topic 041	10.53
Topic 029	0.00	Topic 042	0.00
Topic 030	10.00	Topic 043	0.00
Topic 031	7.89	Topic 044	0.00
Topic 032	53.70	Topic 045	0.00
Topic 033	0.00	Topic 046	0.00
Topic 034	11.76	Topic 047	0.00
Topic 035	0.00	Topic 048	36.23
Topic 036	0.00	Topic 049	0.00
Topic 037	0.00	Topic 050	0.00
Topic 038	0.00		





Overall statistics for 25 queries :	
Total number of documents over all queries	
Retrieved	25,000
Relevant	602
Relevant retrieved	375
Geometric Mean Average Precision	0.0106
Binary Preference (BPREF)	0.1175

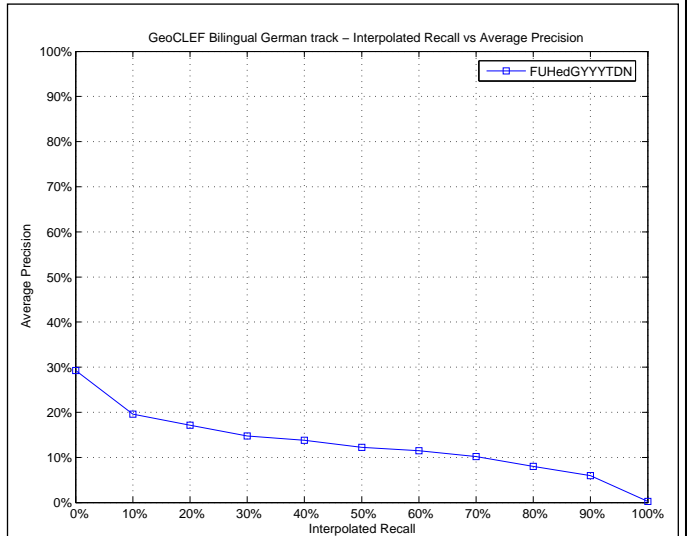
Priority	2
Query Construction	AUTOMATIC
Source Language	English
Topic Fields	title, description, narrative
Pooled	true

second run

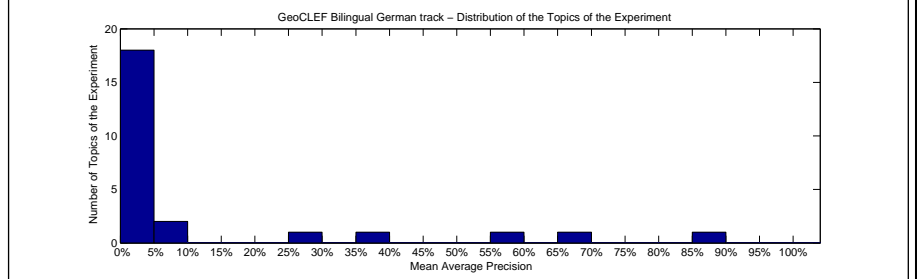
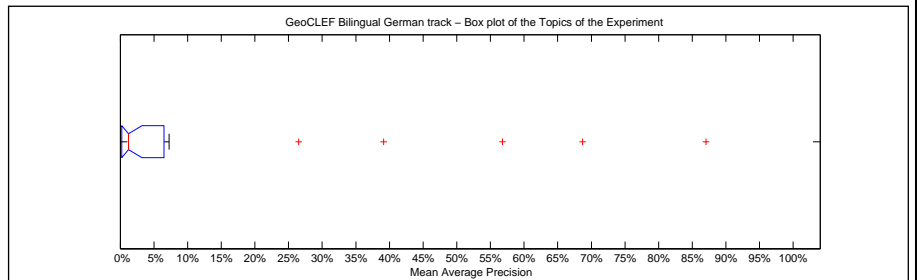
Interploated Recall (%)	Precision Averages (%)
0	29.26
10	19.62
20	17.13
30	14.74
40	13.81
50	12.22
60	11.45
70	10.15
80	8.03
90	5.97
100	0.24

Average precision (non-interpolated) for all relevant documents (averaged over queries)

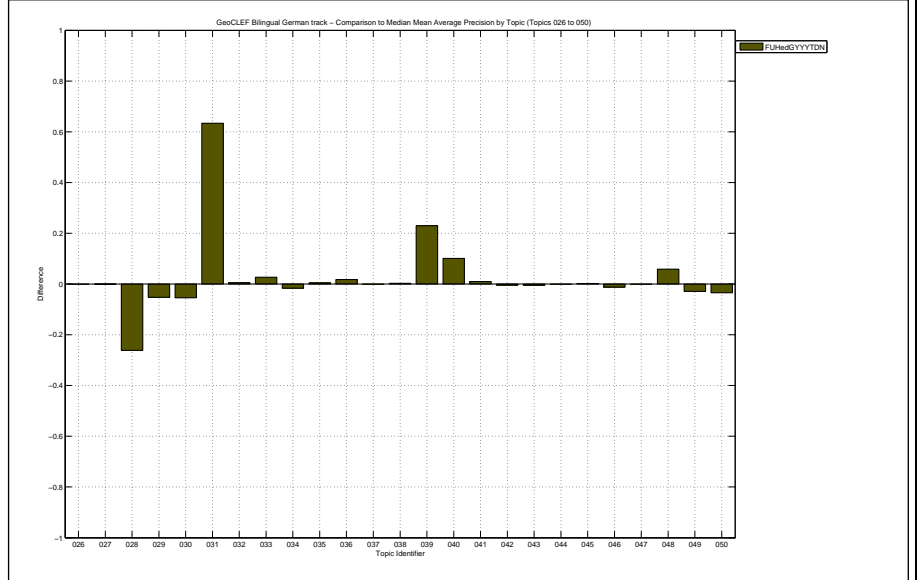
12.34



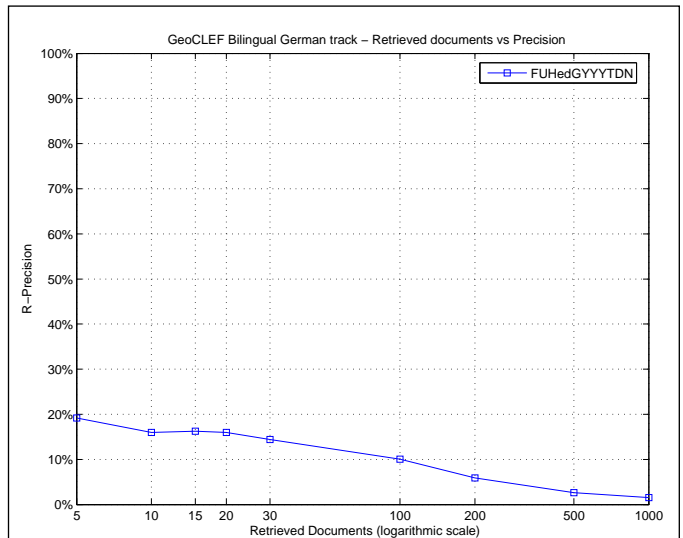
Mean Average Precision	
Maximum	0.8704
Minimum	0.0000
First Quartile	0.0023
Second Quartile	0.0123
Third Quartile	0.0651
Interquartile range	0.0628
Mean	0.1234
Standard Deviation	0.2421
Lower Outlier Threshold	0.0000
Upper Outlier Threshold	0.0725
Mean With No Outliers	0.0152
Std With No Outliers	0.0200



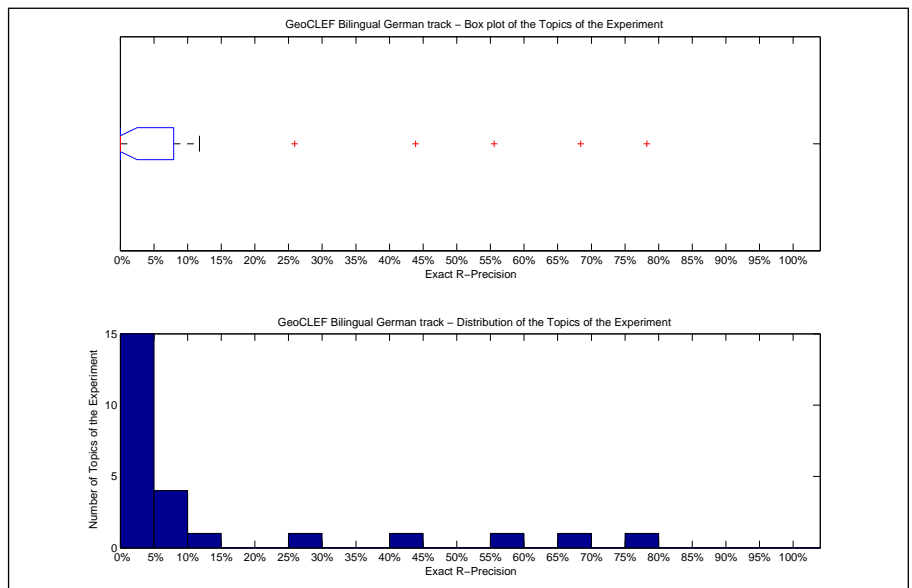
Precision averages (%) for individual queries			
Topic 026	0.05	Topic 039	26.52
Topic 027	1.10	Topic 040	39.12
Topic 028	1.90	Topic 041	6.26
Topic 029	1.23	Topic 042	0.25
Topic 030	1.83	Topic 043	0.16
Topic 031	68.71	Topic 044	0.98
Topic 032	56.78	Topic 045	0.83
Topic 033	2.72	Topic 046	0.13
Topic 034	7.25	Topic 047	0.00
Topic 035	2.46	Topic 048	87.04
Topic 036	2.24	Topic 049	0.00
Topic 037	0.34	Topic 050	0.11
Topic 038	0.54		



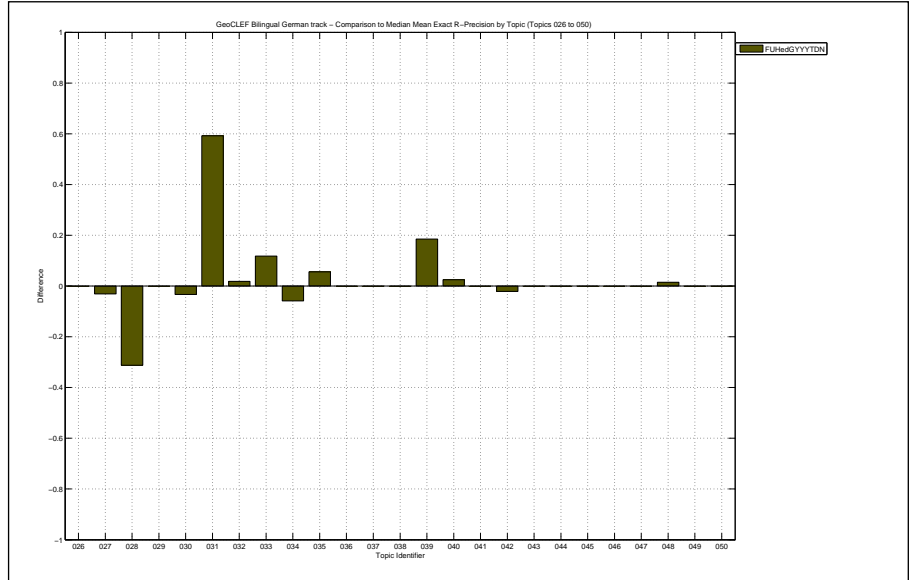
Docs Cutoff Levels	Precision at DCL (%)
5 docs	19.20
10 docs	16.00
15 docs	16.27
20 docs	16.00
30 docs	14.40
100 docs	10.08
200 docs	5.86
500 docs	2.63
1000 docs	1.50
R-Precision (precision after R document retrieved, where R = Relevant retrieved)	
	12.45



Exact R-Precision	
Maximum	0.7826
Minimum	0.0000
First Quartile	0.0000
Second Quartile	0.0000
Third Quartile	0.0794
Interquartile range	0.0794
Mean	0.1245
Standard Deviation	0.2320
Lower Outlier Threshold	0.0000
Upper Outlier Threshold	0.1176
Mean With No Outliers	0.0196
Std With No Outliers	0.0340



Precision averages (%) for individual queries			
Topic 026	0.00	Topic 039	25.93
Topic 027	3.08	Topic 040	43.90
Topic 028	6.25	Topic 041	0.00
Topic 029	0.00	Topic 042	0.00
Topic 030	6.67	Topic 043	0.00
Topic 031	68.42	Topic 044	0.00
Topic 032	55.56	Topic 045	0.00
Topic 033	11.76	Topic 046	0.00
Topic 034	5.88	Topic 047	0.00
Topic 035	5.56	Topic 048	78.26
Topic 036	0.00	Topic 049	0.00
Topic 037	0.00	Topic 050	0.00
Topic 038	0.00		



Overall statistics for 25 queries :	
Total number of documents over all queries	
Retrieved	24,318
Relevant	602
Relevant retrieved	397
Geometric Mean Average Precision	0.0231
Binary Preference (BPREF)	0.1219

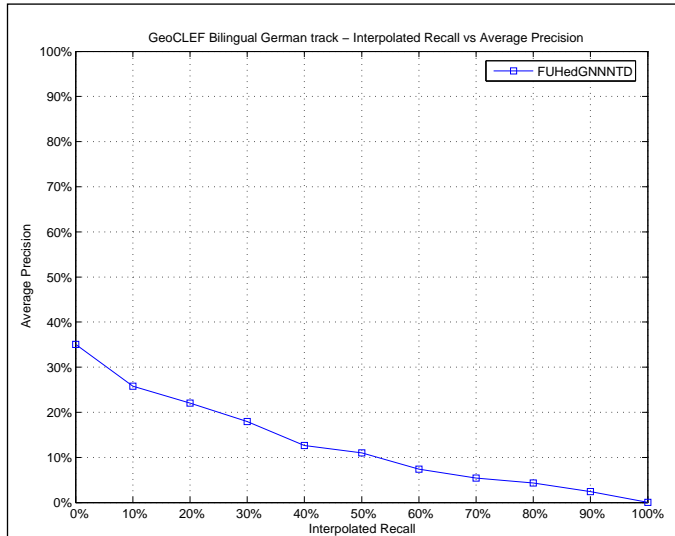
Priority	4
Query Construction	AUTOMATIC
Source Language	English
Topic Fields	title, description
Pooled	true

fourth run

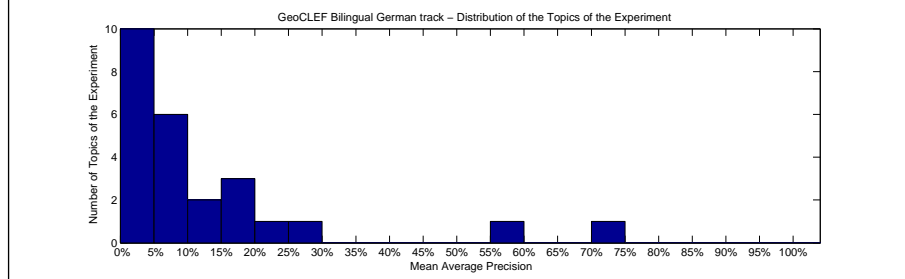
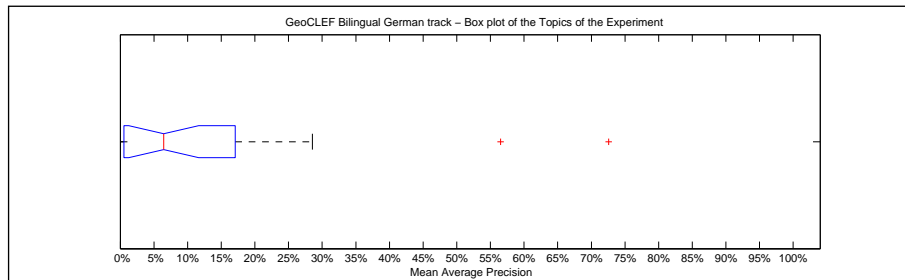
Interploated Recall (%)	Precision Averages (%)
0	35.08
10	25.77
20	22.00
30	17.93
40	12.62
50	11.01
60	7.42
70	5.44
80	4.33
90	2.40
100	0.05

Average precision (non-interpolated) for all relevant documents (averaged over queries)

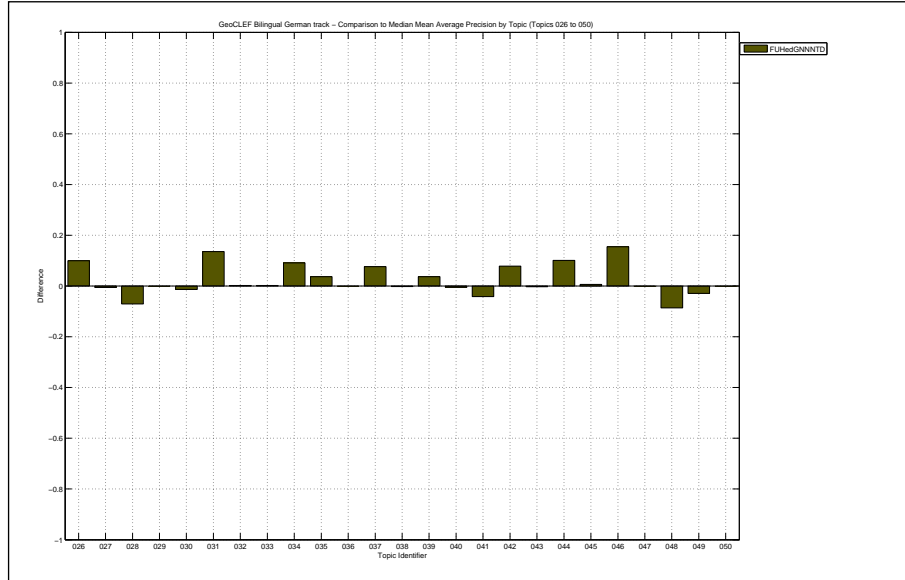
12.11



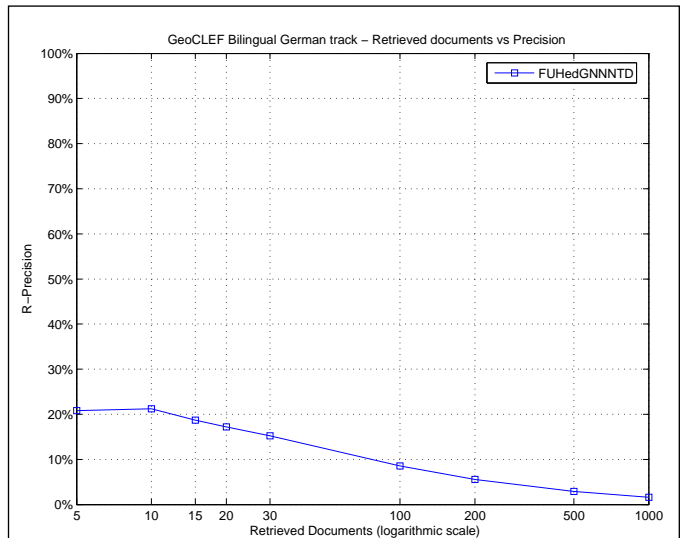
Mean Average Precision	
Maximum	0.7259
Minimum	0.0000
First Quartile	0.0053
Second Quartile	0.0645
Third Quartile	0.1710
Interquartile range	0.1657
Mean	0.1211
Standard Deviation	0.1773
Lower Outlier Threshold	0.0000
Upper Outlier Threshold	0.2854
Mean With No Outliers	0.0755
Std With No Outliers	0.0809



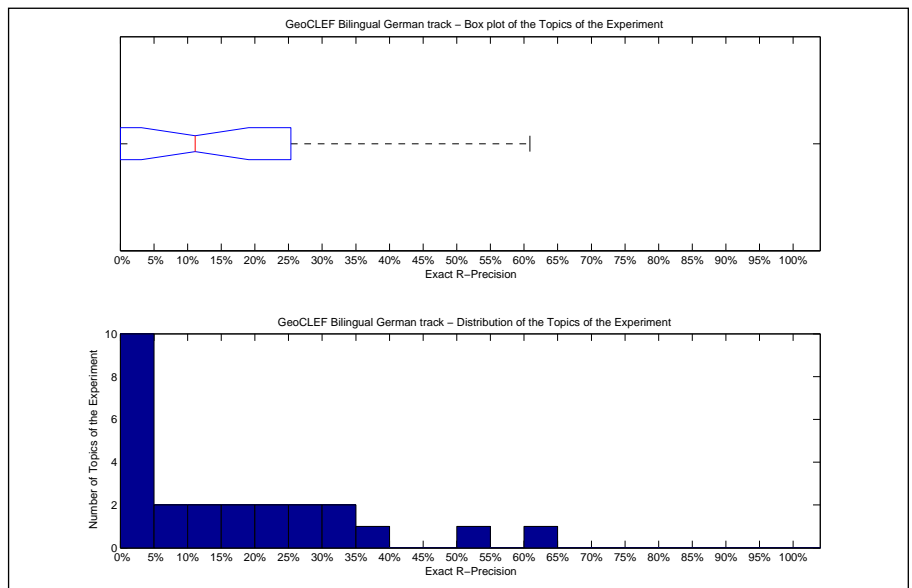
Precision averages (%) for individual queries			
Topic 026	10.00	Topic 039	7.23
Topic 027	0.55	Topic 040	28.54
Topic 028	20.94	Topic 041	1.10
Topic 029	6.45	Topic 042	8.57
Topic 030	5.94	Topic 043	0.36
Topic 031	18.86	Topic 044	11.11
Topic 032	56.52	Topic 045	1.26
Topic 033	0.23	Topic 046	16.80
Topic 034	17.98	Topic 047	0.00
Topic 035	5.75	Topic 048	72.59
Topic 036	0.47	Topic 049	0.00
Topic 037	7.95	Topic 050	3.55
Topic 038	0.07		



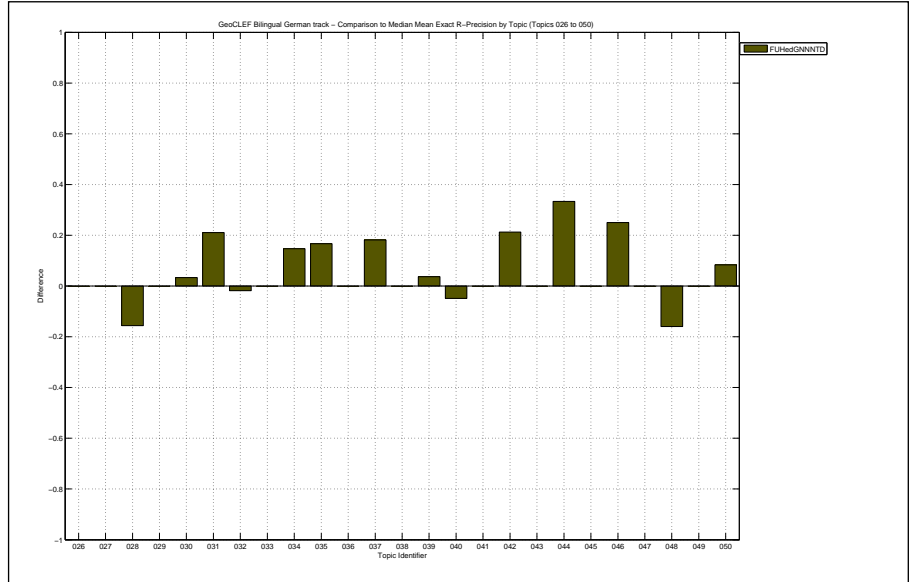
Docs Cutoff Levels	Precision at DCL (%)
5 docs	20.80
10 docs	21.20
15 docs	18.67
20 docs	17.20
30 docs	15.20
100 docs	8.52
200 docs	5.58
500 docs	2.90
1000 docs	1.59
R-Precision (precision after R document retrieved, where R = Relevant retrieved)	
	15.34



Exact R-Precision	
Maximum	0.6087
Minimum	0.0000
First Quartile	0.0000
Second Quartile	0.1111
Third Quartile	0.2537
Interquartile range	0.2537
Mean	0.1534
Standard Deviation	0.1738
Lower Outlier Threshold	0.0000
Upper Outlier Threshold	0.6087
Mean With No Outliers	0.1534
Std With No Outliers	0.1738



Precision averages (%) for individual queries			
Topic 026	0.00	Topic 039	11.11
Topic 027	6.15	Topic 040	36.59
Topic 028	21.88	Topic 041	0.00
Topic 029	0.00	Topic 042	23.40
Topic 030	13.33	Topic 043	0.00
Topic 031	30.26	Topic 044	33.33
Topic 032	51.85	Topic 045	0.00
Topic 033	0.00	Topic 046	25.00
Topic 034	26.47	Topic 047	0.00
Topic 035	16.67	Topic 048	60.87
Topic 036	0.00	Topic 049	0.00
Topic 037	18.18	Topic 050	8.33
Topic 038	0.00		



Overall statistics for 25 queries :	
Total number of documents over all queries	
Retrieved	25,000
Relevant	602
Relevant retrieved	383
Geometric Mean Average Precision	0.0140
Binary Preference (BPREF)	0.1171

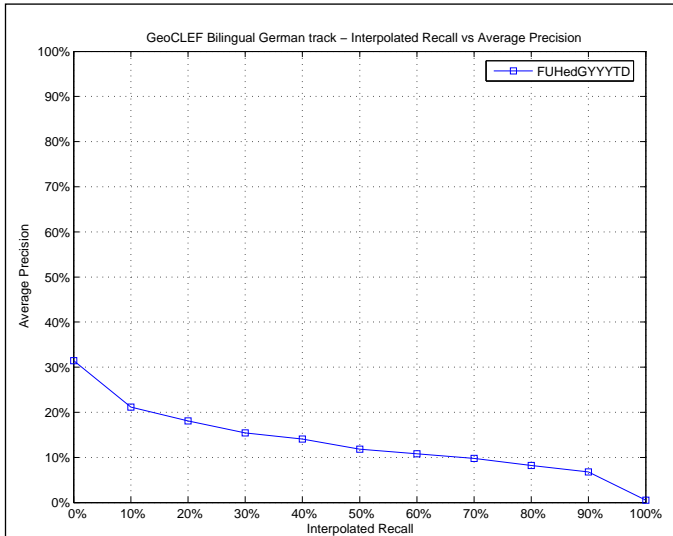
Priority	1
Query Construction	AUTOMATIC
Source Language	English
Topic Fields	title, description
Pooled	true

first run

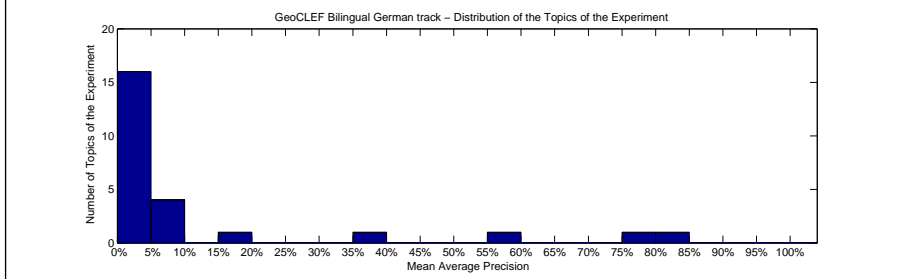
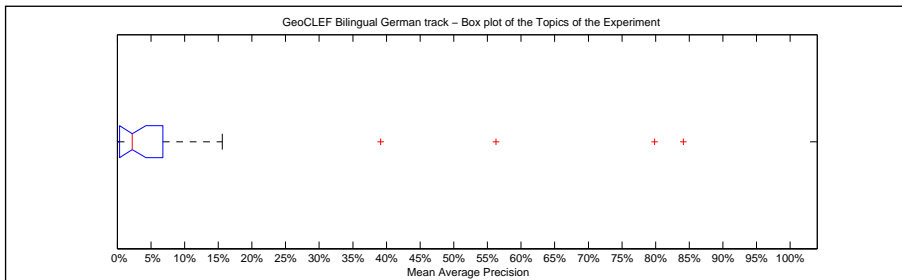
Interploated Recall (%)	Precision Averages (%)
0	31.47
10	21.14
20	18.08
30	15.41
40	14.08
50	11.79
60	10.77
70	9.75
80	8.20
90	6.80
100	0.49

Average precision (non-interpolated) for all relevant documents (averaged over queries)

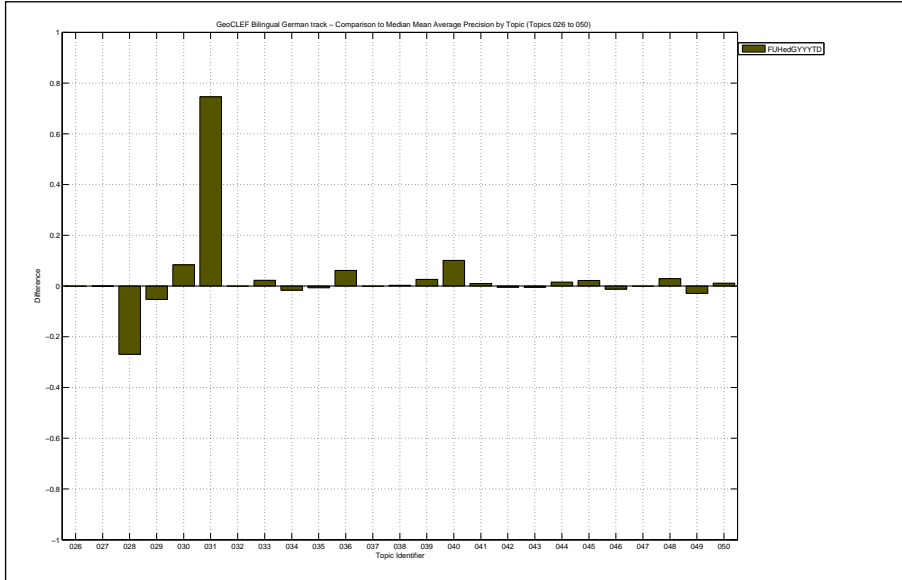
12.80



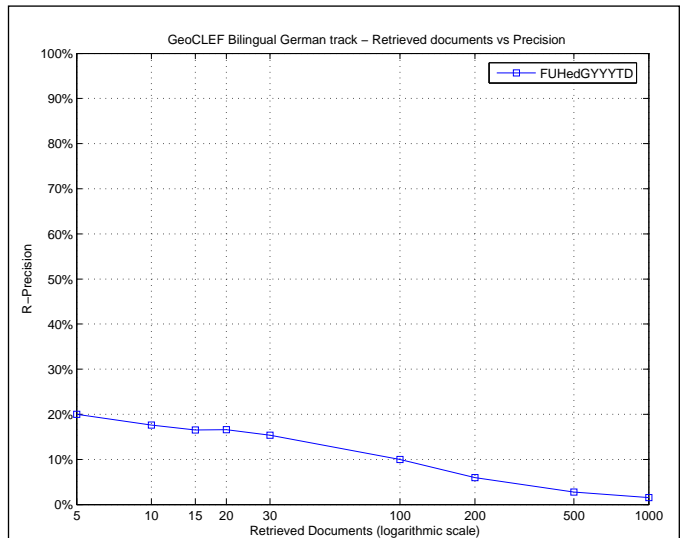
Mean Average Precision	
Maximum	0.8412
Minimum	0.0000
First Quartile	0.0033
Second Quartile	0.0223
Third Quartile	0.0676
Interquartile range	0.0643
Mean	0.1280
Standard Deviation	0.2460
Lower Outlier Threshold	0.0000
Upper Outlier Threshold	0.1560
Mean With No Outliers	0.0288
Std With No Outliers	0.0381



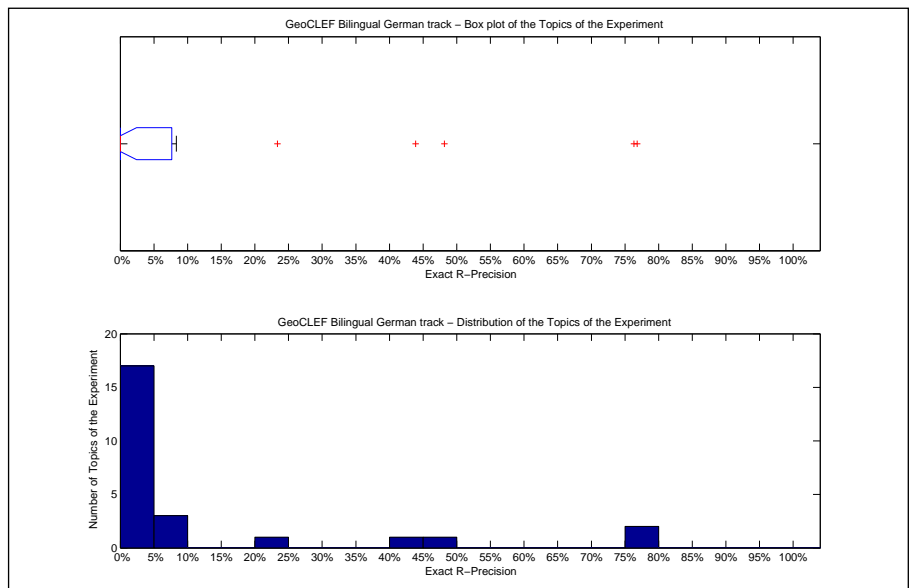
Precision averages (%) for individual queries			
Topic 026	0.06	Topic 039	6.22
Topic 027	1.10	Topic 040	39.12
Topic 028	1.10	Topic 041	6.26
Topic 029	1.17	Topic 042	0.32
Topic 030	15.60	Topic 043	0.16
Topic 031	79.84	Topic 044	2.55
Topic 032	56.28	Topic 045	2.82
Topic 033	2.23	Topic 046	0.13
Topic 034	7.25	Topic 047	0.00
Topic 035	1.35	Topic 048	84.12
Topic 036	6.60	Topic 049	0.00
Topic 037	0.34	Topic 050	4.70
Topic 038	0.54		



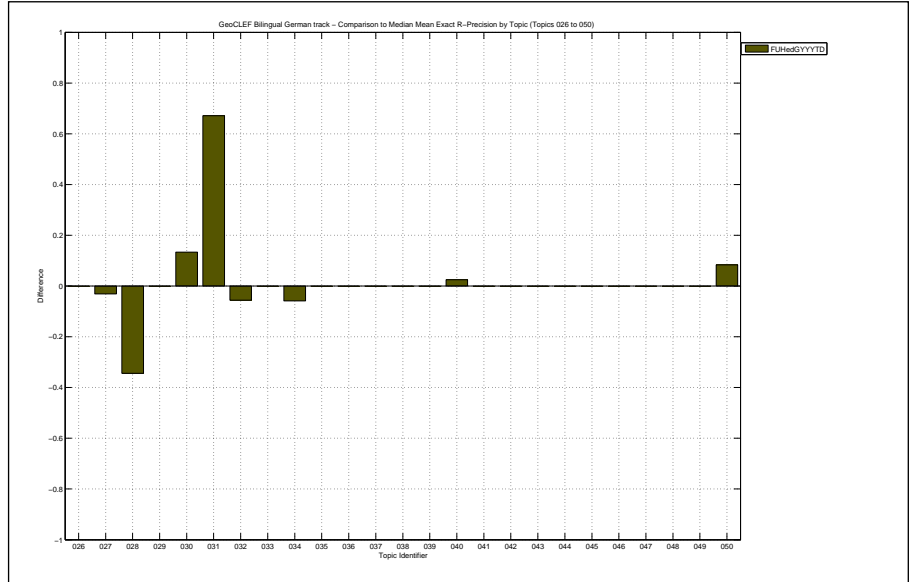
Docs Cutoff Levels	Precision at DCL (%)
5 docs	20.00
10 docs	17.60
15 docs	16.53
20 docs	16.60
30 docs	15.33
100 docs	9.96
200 docs	5.96
500 docs	2.75
1000 docs	1.53
R-Precision (precision after R document retrieved, where R = Relevant retrieved)	
	11.94



Exact R-Precision	
Maximum	0.7681
Minimum	0.0000
First Quartile	0.0000
Second Quartile	0.0000
Third Quartile	0.0764
Interquartile range	0.0764
Mean	0.1194
Standard Deviation	0.2339
Lower Outlier Threshold	0.0000
Upper Outlier Threshold	0.0833
Mean With No Outliers	0.0150
Std With No Outliers	0.0269



Precision averages (%) for individual queries			
Topic 026	0.00	Topic 039	7.41
Topic 027	3.08	Topic 040	43.90
Topic 028	3.12	Topic 041	0.00
Topic 029	0.00	Topic 042	2.13
Topic 030	23.33	Topic 043	0.00
Topic 031	76.32	Topic 044	0.00
Topic 032	48.15	Topic 045	0.00
Topic 033	0.00	Topic 046	0.00
Topic 034	5.88	Topic 047	0.00
Topic 035	0.00	Topic 048	76.81
Topic 036	0.00	Topic 049	0.00
Topic 037	0.00	Topic 050	8.33
Topic 038	0.00		



Overall statistics for 25 queries :	
Total number of documents over all queries	
Retrieved	25,000
Relevant	602
Relevant retrieved	375
Geometric Mean Average Precision	0.0118
Binary Preference (BPREF)	0.1104

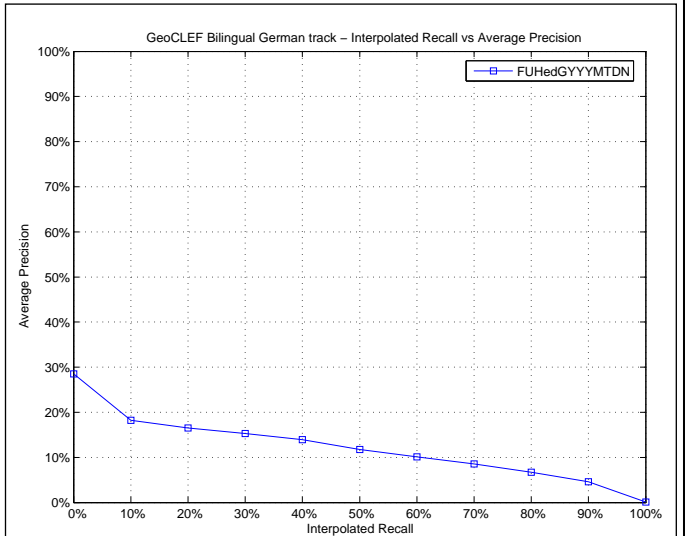
Priority	5
Query Construction	AUTOMATIC
Source Language	English
Topic Fields	title, description, narrative
Pooled	true

fifth run

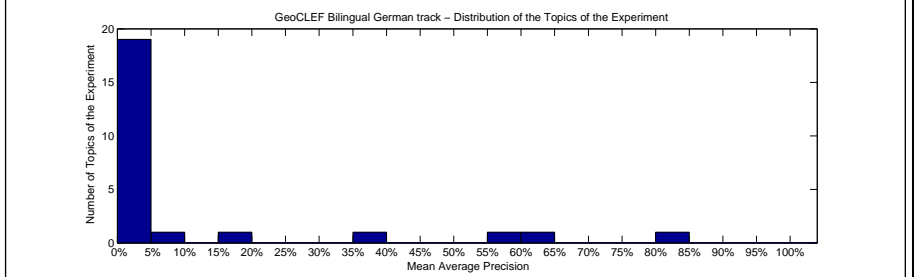
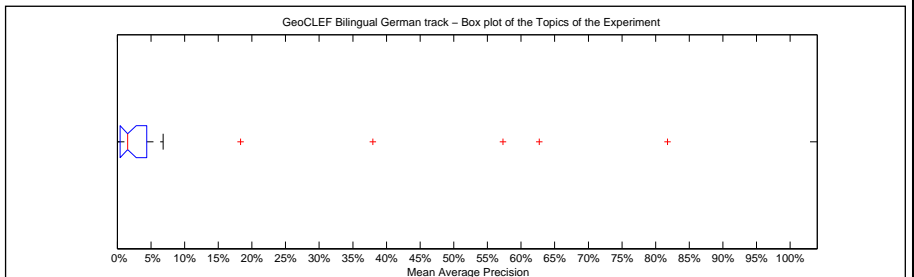
Interploated Recall (%)	Precision Averages (%)
0	28.51
10	18.25
20	16.52
30	15.31
40	13.96
50	11.77
60	10.08
70	8.55
80	6.70
90	4.59
100	0.11

Average precision (non-interpolated) for all relevant documents (averaged over queries)

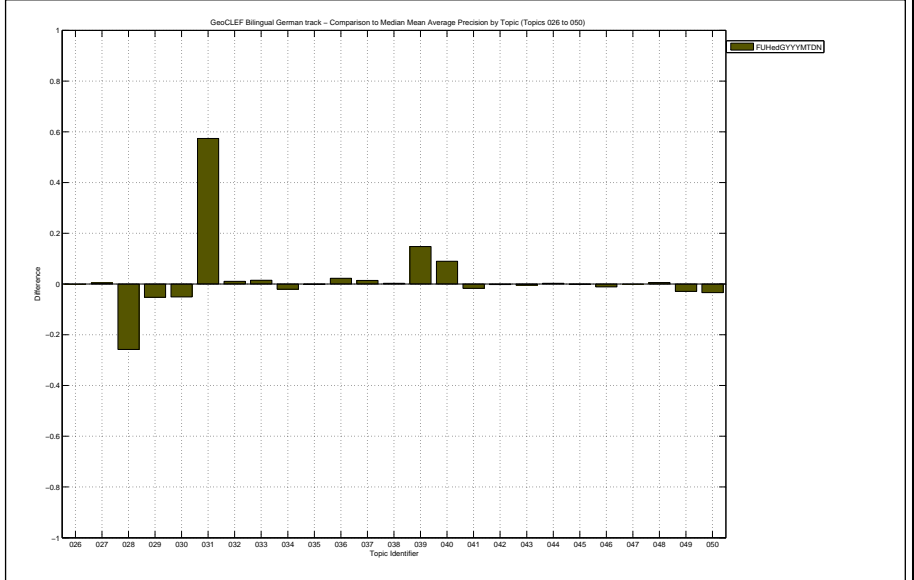
11.48



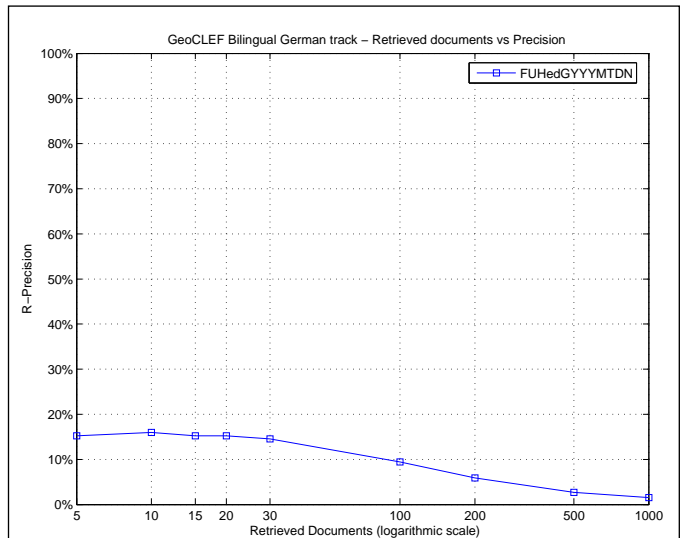
Mean Average Precision	
Maximum	0.8178
Minimum	0.0000
First Quartile	0.0040
Second Quartile	0.0155
Third Quartile	0.0438
Interquartile range	0.0398
Mean	0.1148
Standard Deviation	0.2280
Lower Outlier Threshold	0.0000
Upper Outlier Threshold	0.0683
Mean With No Outliers	0.0145
Std With No Outliers	0.0162



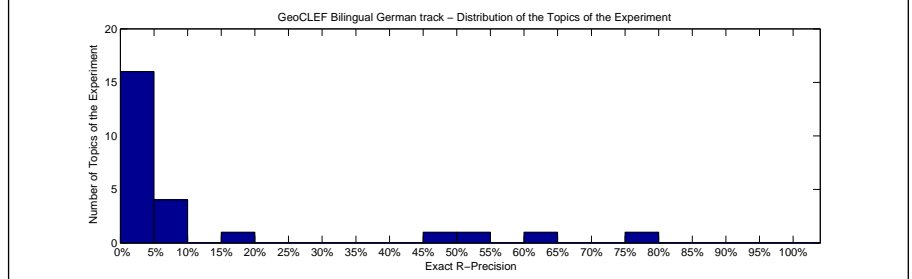
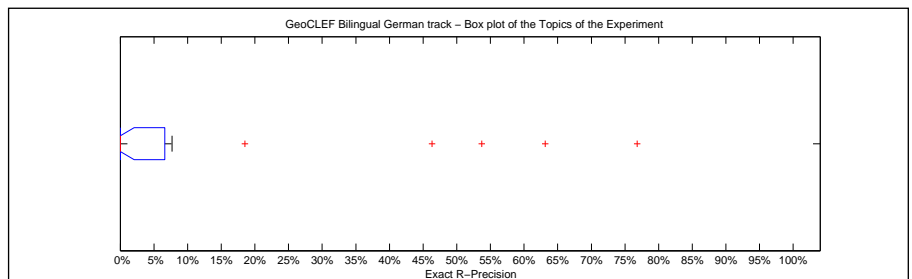
Precision averages (%) for individual queries			
Topic 026	0.08	Topic 039	18.33
Topic 027	1.55	Topic 040	37.97
Topic 028	2.25	Topic 041	3.56
Topic 029	1.22	Topic 042	0.47
Topic 030	2.16	Topic 043	0.22
Topic 031	62.69	Topic 044	1.29
Topic 032	57.32	Topic 045	0.48
Topic 033	1.51	Topic 046	0.21
Topic 034	6.83	Topic 047	0.00
Topic 035	1.93	Topic 048	81.78
Topic 036	2.73	Topic 049	0.00
Topic 037	1.77	Topic 050	0.16
Topic 038	0.54		



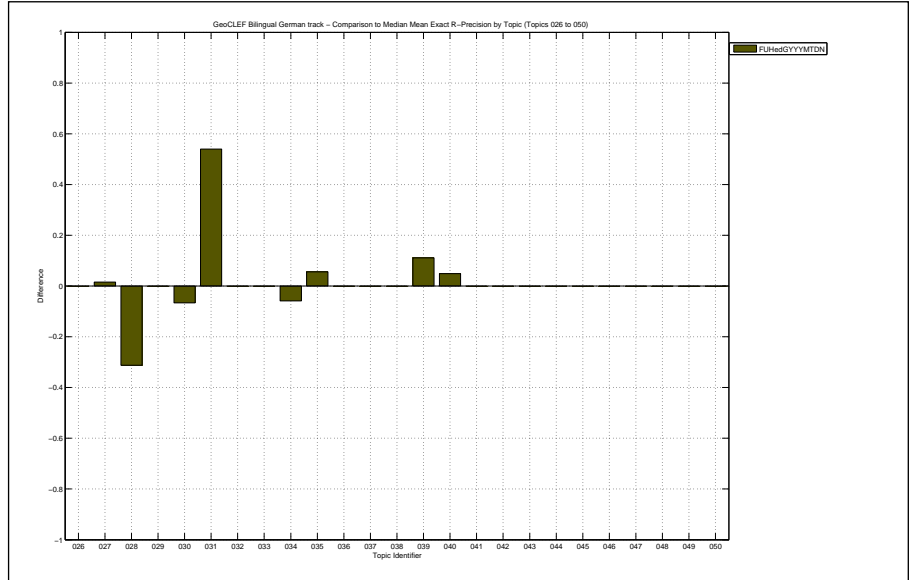
Docs Cutoff Levels	Precision at DCL (%)
5 docs	15.20
10 docs	16.00
15 docs	15.20
20 docs	15.20
30 docs	14.53
100 docs	9.44
200 docs	5.92
500 docs	2.70
1000 docs	1.50
R-Precision (precision after R document retrieved, where R = Relevant retrieved)	
	11.57



Exact R-Precision	
Maximum	0.7681
Minimum	0.0000
First Quartile	0.0000
Second Quartile	0.0000
Third Quartile	0.0661
Interquartile range	0.0661
Mean	0.1157
Standard Deviation	0.2245
Lower Outlier Threshold	0.0000
Upper Outlier Threshold	0.0769
Mean With No Outliers	0.0154
Std With No Outliers	0.0263



Precision averages (%) for individual queries			
Topic 026	0.00	Topic 039	18.52
Topic 027	7.69	Topic 040	46.34
Topic 028	6.25	Topic 041	0.00
Topic 029	0.00	Topic 042	2.13
Topic 030	3.33	Topic 043	0.00
Topic 031	63.16	Topic 044	0.00
Topic 032	53.70	Topic 045	0.00
Topic 033	0.00	Topic 046	0.00
Topic 034	5.88	Topic 047	0.00
Topic 035	5.56	Topic 048	76.81
Topic 036	0.00	Topic 049	0.00
Topic 037	0.00	Topic 050	0.00
Topic 038	0.00		





Overall statistics for 25 queries :	
Total number of documents over all queries	
Retrieved	25,000
Relevant	602
Relevant retrieved	349
Geometric Mean Average Precision	0.0095
Binary Preference (BPREF)	0.1218

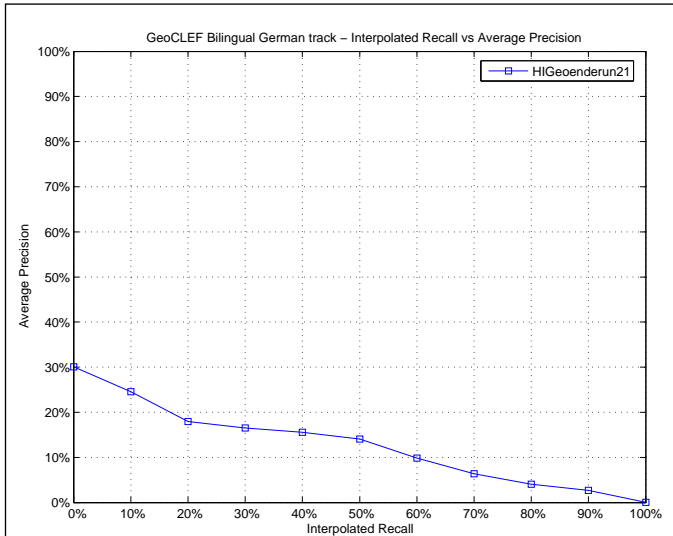
Priority	4
Query Construction	AUTOMATIC
Source Language	English
Topic Fields	title, description
Pooled	true

Experiment with BRF(5docs,25terms) base run

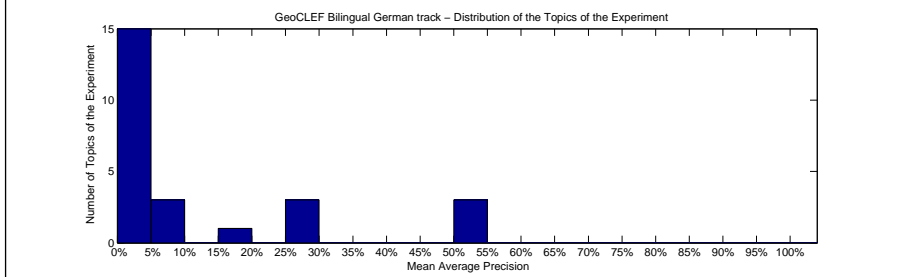
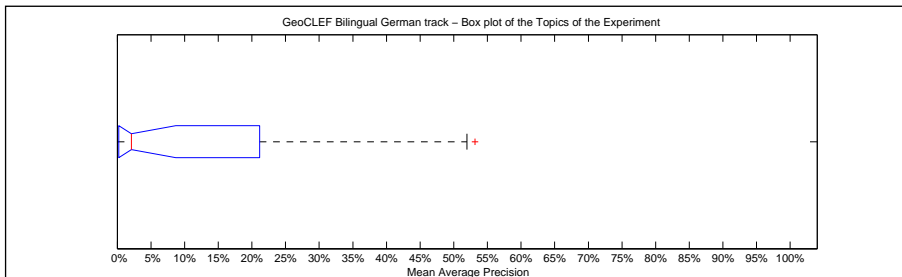
Interploated Recall (%)	Precision Averages (%)
0	30.08
10	24.56
20	17.92
30	16.49
40	15.59
50	14.10
60	9.86
70	6.35
80	4.04
90	2.67
100	0.06

Average precision (non-interpolated) for all relevant documents (averaged over queries)

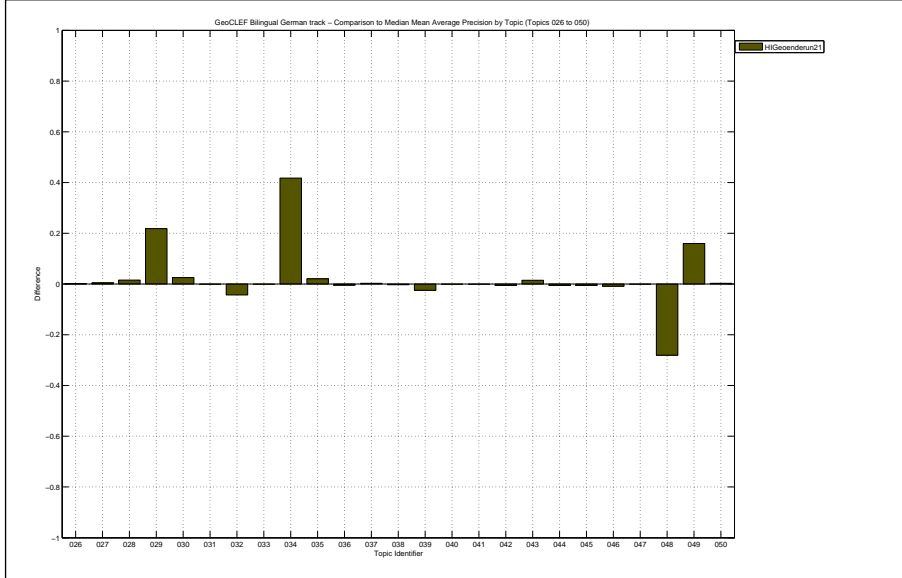
11.86



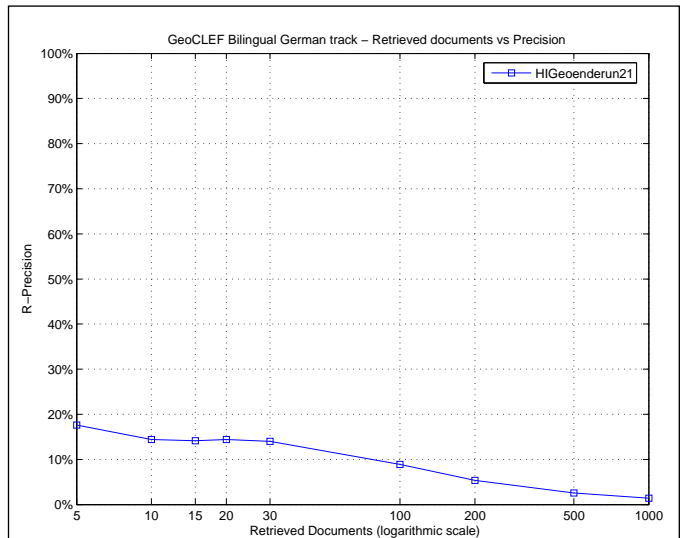
Mean Average Precision	
Maximum	0.5317
Minimum	0.0000
First Quartile	0.0020
Second Quartile	0.0210
Third Quartile	0.2117
Interquartile range	0.2097
Mean	0.1186
Standard Deviation	0.1784
Lower Outlier Threshold	0.0000
Upper Outlier Threshold	0.5196
Mean With No Outliers	0.1014
Std With No Outliers	0.1596



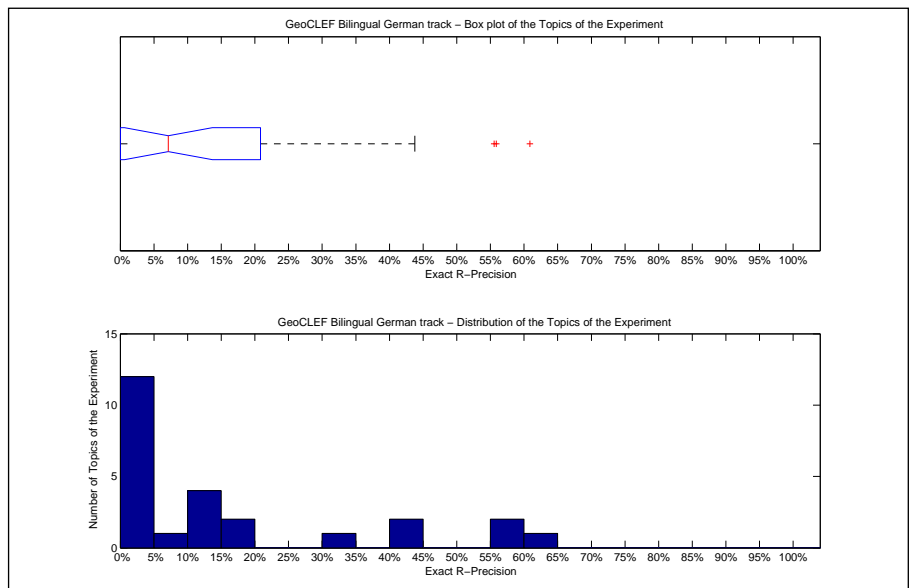
Precision averages (%) for individual queries			
Topic 026	0.22	Topic 039	1.13
Topic 027	1.58	Topic 040	29.01
Topic 028	29.57	Topic 041	5.26
Topic 029	28.27	Topic 042	0.14
Topic 030	9.84	Topic 043	2.10
Topic 031	5.31	Topic 044	0.43
Topic 032	51.96	Topic 045	0.00
Topic 033	0.00	Topic 046	0.51
Topic 034	50.65	Topic 047	0.00
Topic 035	4.13	Topic 048	53.17
Topic 036	0.08	Topic 049	18.80
Topic 037	0.59	Topic 050	3.83
Topic 038	0.00		



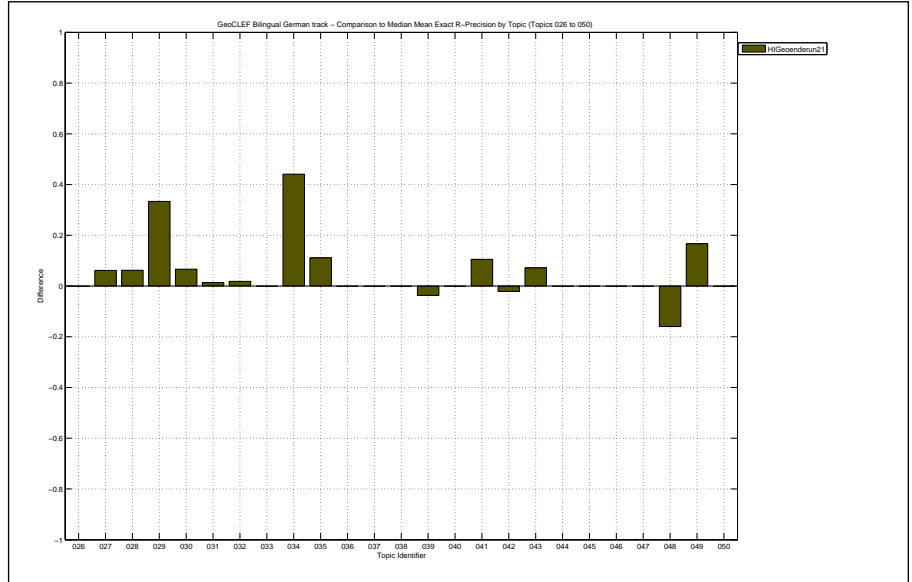
Docs Cutoff Levels	Precision at DCL (%)
5 docs	17.60
10 docs	14.40
15 docs	14.13
20 docs	14.40
30 docs	14.00
100 docs	8.92
200 docs	5.38
500 docs	2.56
1000 docs	1.40
R-Precision (precision after R document retrieved, where R = Relevant retrieved)	
	15.18



Exact R-Precision	
Maximum	0.6087
Minimum	0.0000
First Quartile	0.0000
Second Quartile	0.0714
Third Quartile	0.2083
Interquartile range	0.2083
Mean	0.1518
Standard Deviation	0.2043
Lower Outlier Threshold	0.0000
Upper Outlier Threshold	0.4375
Mean With No Outliers	0.0942
Std With No Outliers	0.1364



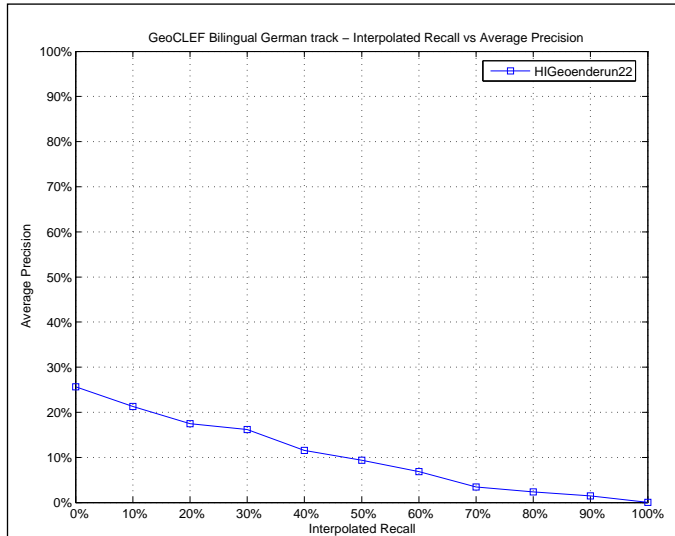
Precision averages (%) for individual queries			
Topic 026	0.00	Topic 039	3.70
Topic 027	12.31	Topic 040	41.46
Topic 028	43.75	Topic 041	10.53
Topic 029	33.33	Topic 042	0.00
Topic 030	16.67	Topic 043	7.14
Topic 031	10.53	Topic 044	0.00
Topic 032	55.56	Topic 045	0.00
Topic 033	0.00	Topic 046	0.00
Topic 034	55.88	Topic 047	0.00
Topic 035	11.11	Topic 048	60.87
Topic 036	0.00	Topic 049	16.67
Topic 037	0.00	Topic 050	0.00
Topic 038	0.00		



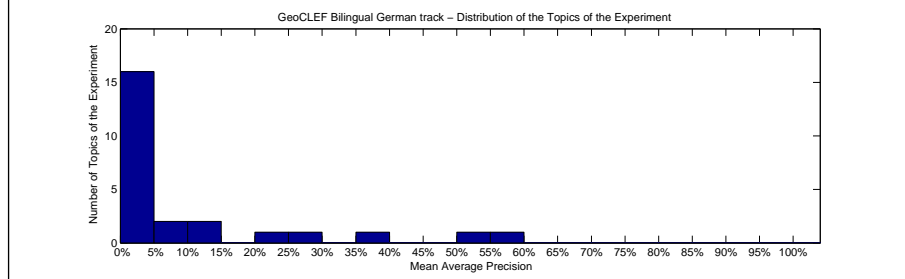

Overall statistics for 25 queries :	
Total number of documents over all queries	
Retrieved	23,198
Relevant	568
Relevant retrieved	307
Geometric Mean Average Precision	0.0052
Binary Preference (BPREF)	0.1043

Priority	2
Query Construction	AUTOMATIC
Source Language	English
Topic Fields	title, description
Pooled	true
Experiment with BRF(5docs,25terms) with NE-recognition and weighting, also within the BRF	

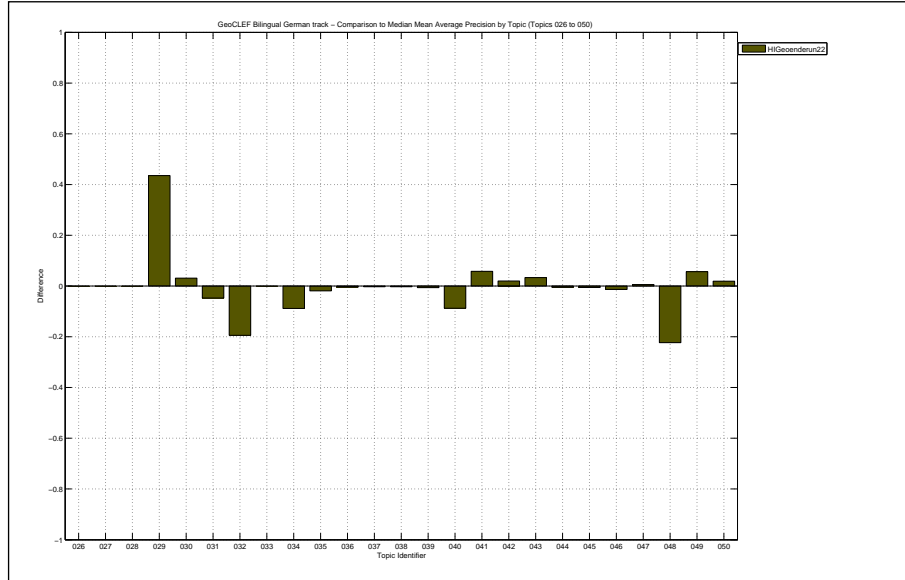
Interploated Recall (%)	Precision Averages (%)
0	25.62
10	21.29
20	17.48
30	16.18
40	11.53
50	9.37
60	6.84
70	3.44
80	2.35
90	1.44
100	0.05
Average precision (non-interpolated) for all relevant documents (averaged over queries)	
	9.69



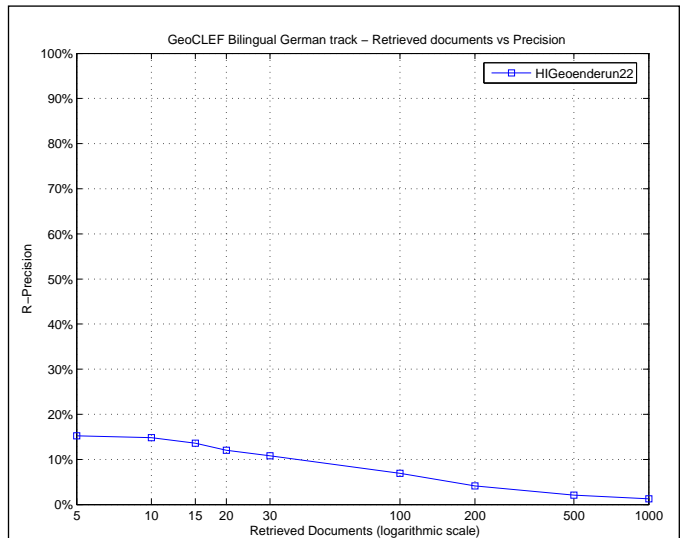
Mean Average Precision	
Maximum	0.5888
Minimum	0.0000
First Quartile	0.0006
Second Quartile	0.0114
Third Quartile	0.1055
Interquartile range	0.1049
Mean	0.0969
Standard Deviation	0.1651
Lower Outlier Threshold	0.0000
Upper Outlier Threshold	0.2025
Mean With No Outliers	0.0326
Std With No Outliers	0.0526



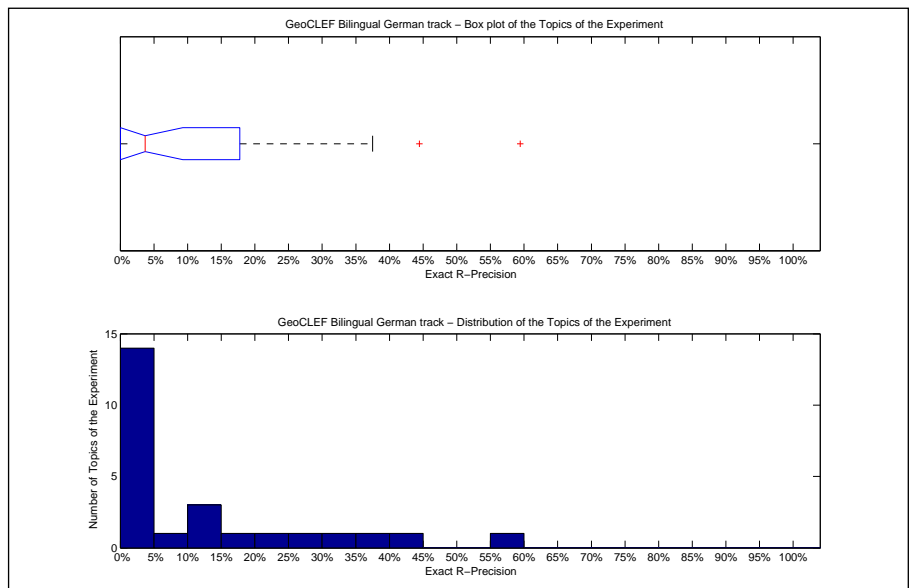
Precision averages (%) for individual queries			
Topic 026	0.06	Topic 039	2.96
Topic 027	1.14	Topic 040	20.25
Topic 028	28.00	Topic 041	11.02
Topic 029	50.00	Topic 042	2.69
Topic 030	10.39	Topic 043	3.97
Topic 031	0.57	Topic 044	0.49
Topic 032	36.85	Topic 045	0.00
Topic 033	0.00	Topic 046	0.00
Topic 034	0.00	Topic 047	0.59
Topic 035	0.16	Topic 048	58.88
Topic 036	0.06	Topic 049	8.50
Topic 037	0.08	Topic 050	5.48
Topic 038	0.00		



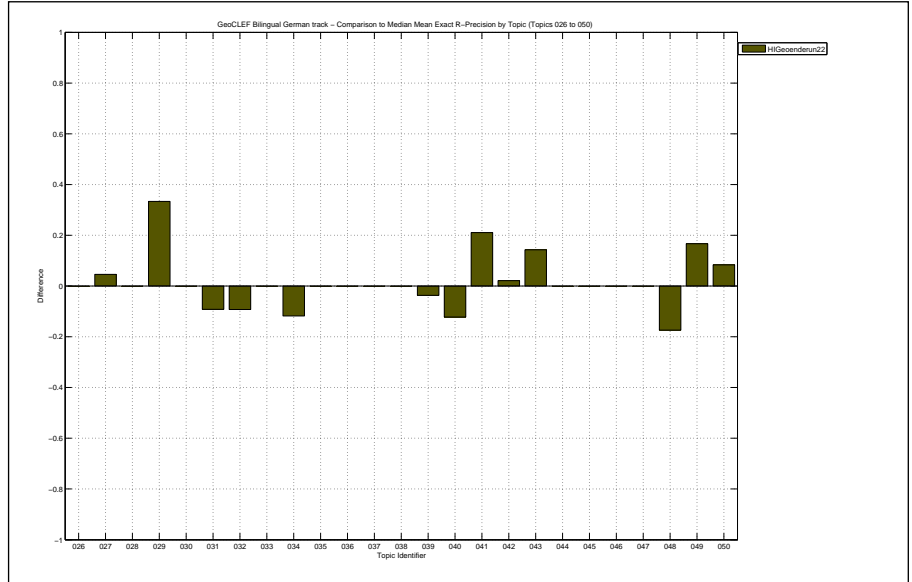
Docs Cutoff Levels	Precision at DCL (%)
5 docs	15.20
10 docs	14.80
15 docs	13.60
20 docs	12.00
30 docs	10.80
100 docs	6.92
200 docs	4.14
500 docs	2.07
1000 docs	1.23
R-Precision (precision after R document retrieved, where R = Relevant retrieved)	
	11.72



Exact R-Precision	
Maximum	0.5942
Minimum	0.0000
First Quartile	0.0000
Second Quartile	0.0370
Third Quartile	0.1776
Interquartile range	0.1776
Mean	0.1172
Standard Deviation	0.1669
Lower Outlier Threshold	0.0000
Upper Outlier Threshold	0.3750
Mean With No Outliers	0.0822
Std With No Outliers	0.1179



Precision averages (%) for individual queries			
Topic 026	0.00	Topic 039	3.70
Topic 027	10.77	Topic 040	29.27
Topic 028	37.50	Topic 041	21.05
Topic 029	33.33	Topic 042	4.26
Topic 030	10.00	Topic 043	14.29
Topic 031	0.00	Topic 044	0.00
Topic 032	44.44	Topic 045	0.00
Topic 033	0.00	Topic 046	0.00
Topic 034	0.00	Topic 047	0.00
Topic 035	0.00	Topic 048	59.42
Topic 036	0.00	Topic 049	16.67
Topic 037	0.00	Topic 050	8.33
Topic 038	0.00		



Overall statistics for 25 queries :	
Total number of documents over all queries	
Retrieved	25,000
Relevant	602
Relevant retrieved	369
Geometric Mean Average Precision	0.0125
Binary Preference (BPREF)	0.1346

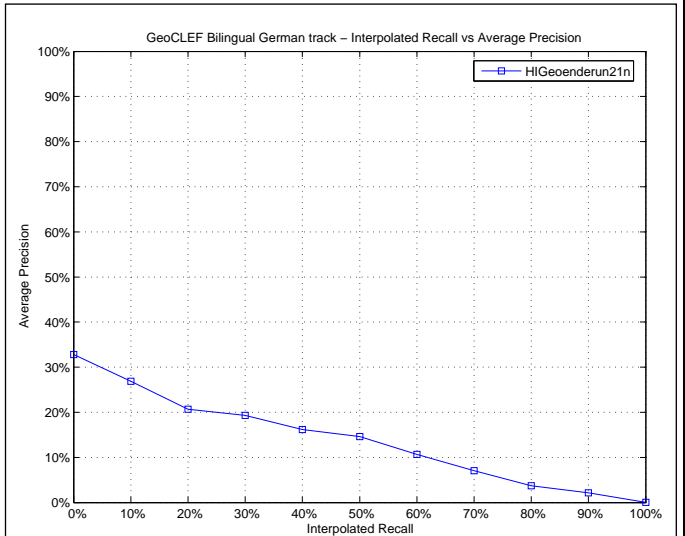
Priority	5
Query Construction	AUTOMATIC
Source Language	English
Topic Fields	title, description, narrative
Pooled	true

Experiment with BRF(5docs,25terms) base

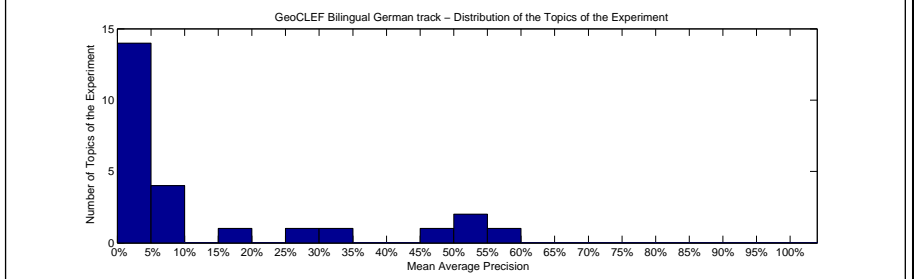
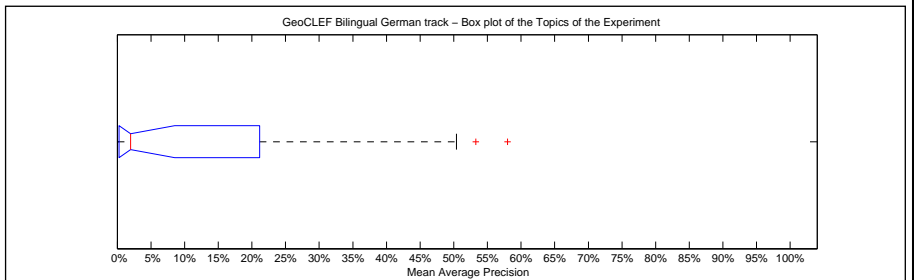
Interploated Recall (%)	Precision Averages (%)
0	32.78
10	26.86
20	20.68
30	19.28
40	16.17
50	14.60
60	10.66
70	7.08
80	3.74
90	2.17
100	0.05

Average precision (non-interpolated) for all relevant documents (averaged over queries)

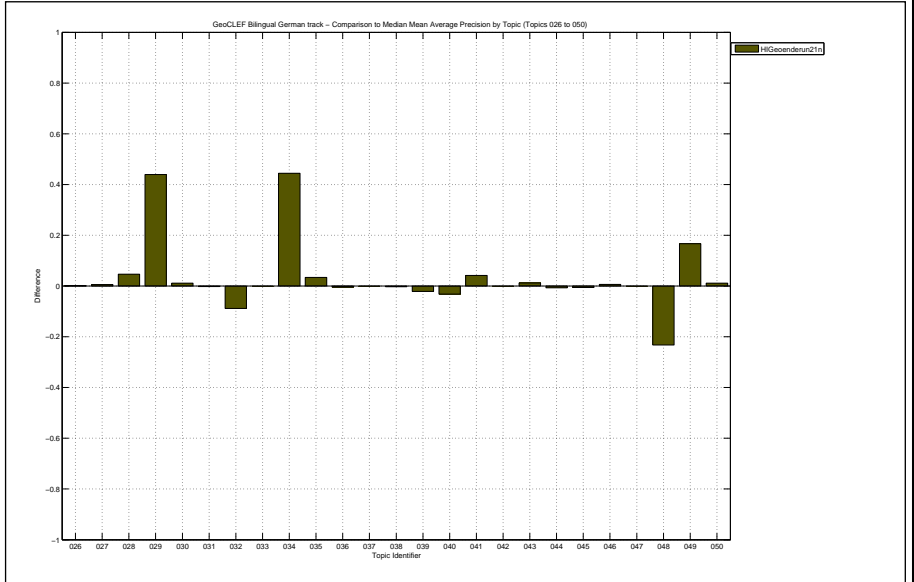
13.15



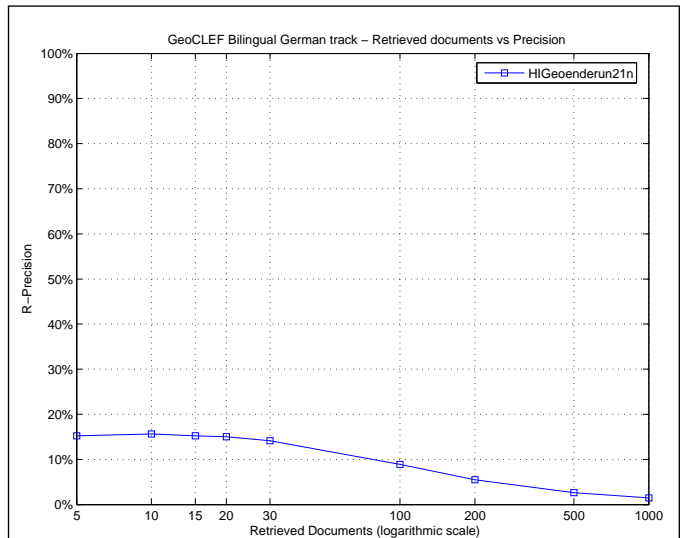
Mean Average Precision	
Maximum	0.5798
Minimum	0.0000
First Quartile	0.0024
Second Quartile	0.0198
Third Quartile	0.2114
Interquartile range	0.2090
Mean	0.1315
Standard Deviation	0.1941
Lower Outlier Threshold	0.0000
Upper Outlier Threshold	0.5040
Mean With No Outliers	0.0946
Std With No Outliers	0.1523



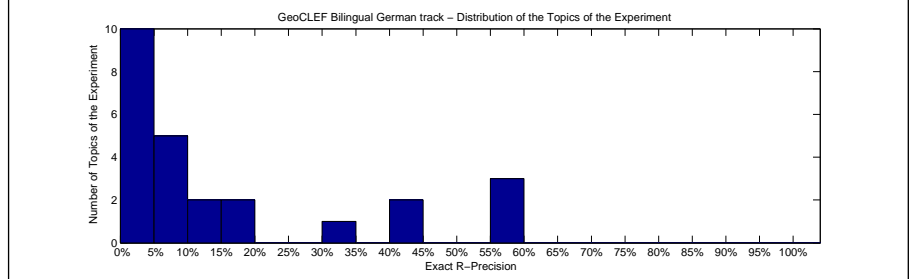
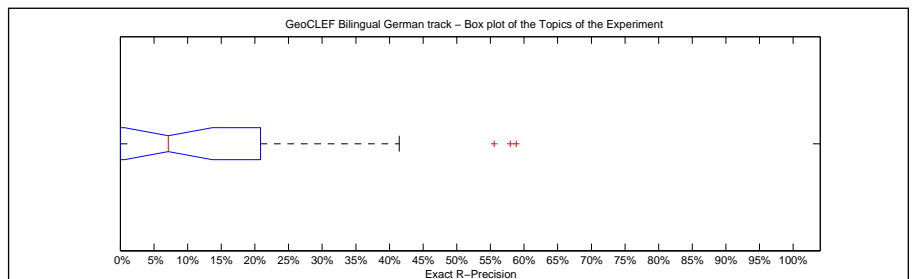
Precision averages (%) for individual queries			
Topic 026	0.22	Topic 039	1.49
Topic 027	1.69	Topic 040	25.86
Topic 028	32.67	Topic 041	9.42
Topic 029	50.40	Topic 042	0.71
Topic 030	8.43	Topic 043	1.81
Topic 031	5.08	Topic 044	0.25
Topic 032	47.45	Topic 045	0.00
Topic 033	0.00	Topic 046	1.98
Topic 034	53.30	Topic 047	0.03
Topic 035	5.43	Topic 048	57.98
Topic 036	0.08	Topic 049	19.57
Topic 037	0.32	Topic 050	4.67
Topic 038	0.00		



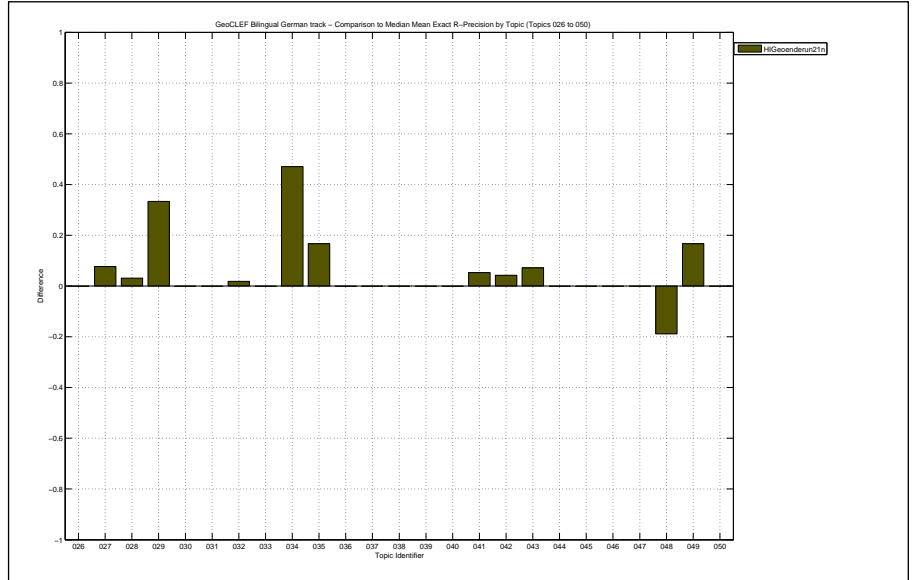
Docs Cutoff Levels	Precision at DCL (%)
5 docs	15.20
10 docs	15.60
15 docs	15.20
20 docs	15.00
30 docs	14.13
100 docs	8.92
200 docs	5.46
500 docs	2.62
1000 docs	1.48
R-Precision (precision after R document retrieved, where R = Relevant retrieved)	
	15.21



Exact R-Precision	
Maximum	0.5882
Minimum	0.0000
First Quartile	0.0000
Second Quartile	0.0714
Third Quartile	0.2083
Interquartile range	0.2083
Mean	0.1521
Standard Deviation	0.2011
Lower Outlier Threshold	0.0000
Upper Outlier Threshold	0.4146
Mean With No Outliers	0.0945
Std With No Outliers	0.1313



Precision averages (%) for individual queries			
Topic 026	0.00	Topic 039	7.41
Topic 027	13.85	Topic 040	41.46
Topic 028	40.62	Topic 041	5.26
Topic 029	33.33	Topic 042	6.38
Topic 030	10.00	Topic 043	7.14
Topic 031	9.21	Topic 044	0.00
Topic 032	55.56	Topic 045	0.00
Topic 033	0.00	Topic 046	0.00
Topic 034	58.82	Topic 047	0.00
Topic 035	16.67	Topic 048	57.97
Topic 036	0.00	Topic 049	16.67
Topic 037	0.00	Topic 050	0.00
Topic 038	0.00		

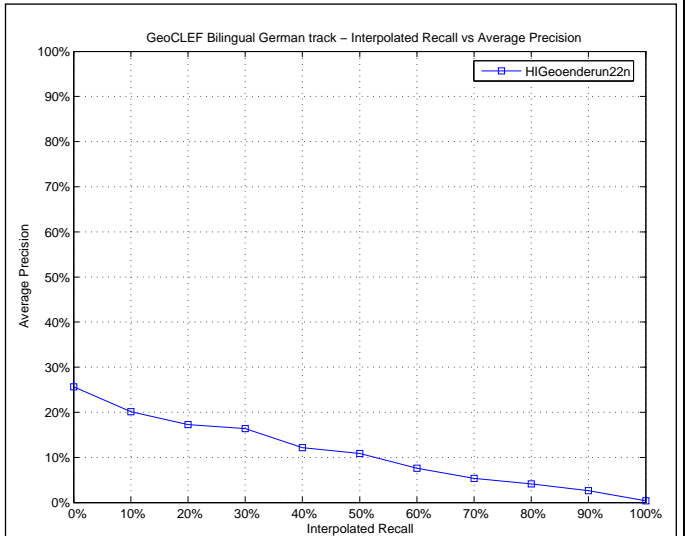


Overall statistics for 25 queries :	
Total number of documents over all queries	
Retrieved	25,000
Relevant	602
Relevant retrieved	303
Geometric Mean Average Precision	0.0048
Binary Preference (BPREF)	0.0977

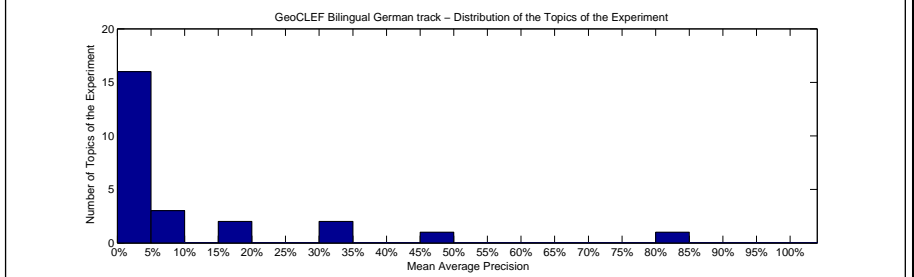
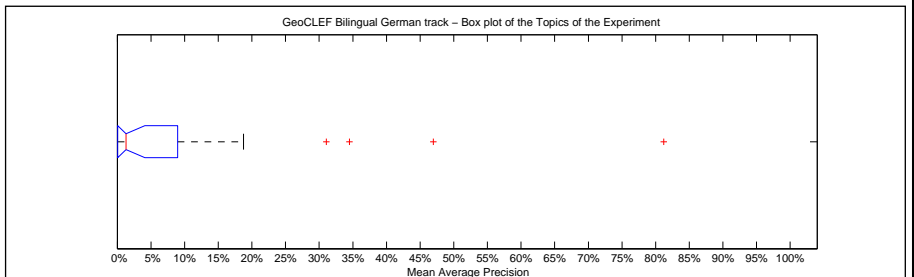
Priority	3
Query Construction	AUTOMATIC
Source Language	English
Topic Fields	title, description, narrative
Pooled	true

Experiment with BRF(5docs,25terms) with NE-recognition and weighting, also within the BRF

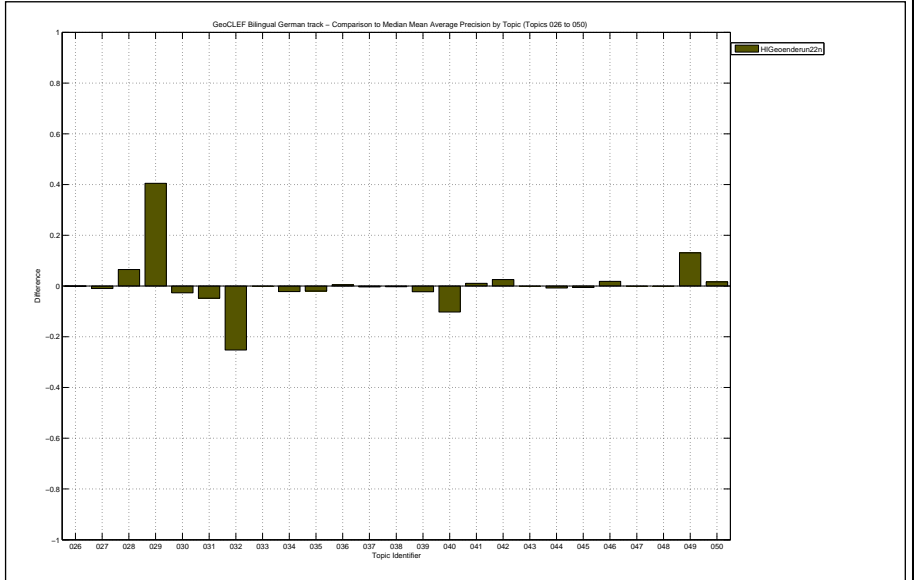
Interploated Recall (%)	Precision Averages (%)
0	25.64
10	20.12
20	17.28
30	16.36
40	12.18
50	10.84
60	7.61
70	5.36
80	4.12
90	2.64
100	0.35
Average precision (non-interpolated) for all relevant documents (averaged over queries)	
	10.46



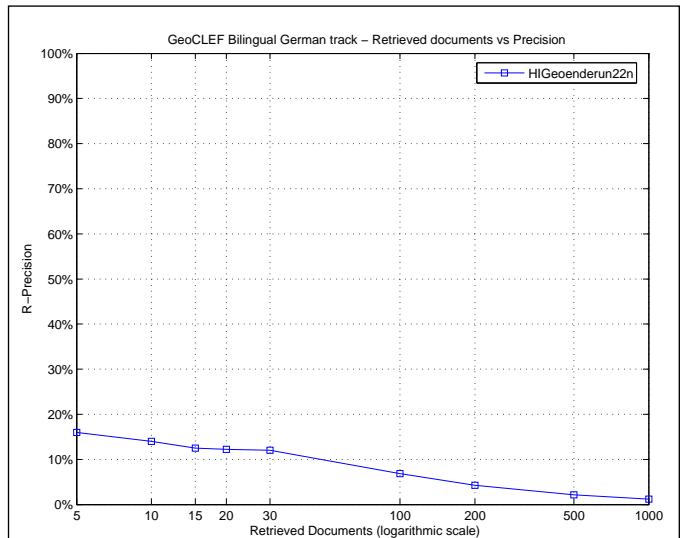
Mean Average Precision	
Maximum	0.8120
Minimum	0.0000
First Quartile	0.0006
Second Quartile	0.0131
Third Quartile	0.0898
Interquartile range	0.0892
Mean	0.1046
Standard Deviation	0.1935
Lower Outlier Threshold	0.0000
Upper Outlier Threshold	0.1877
Mean With No Outliers	0.0323
Std With No Outliers	0.0521



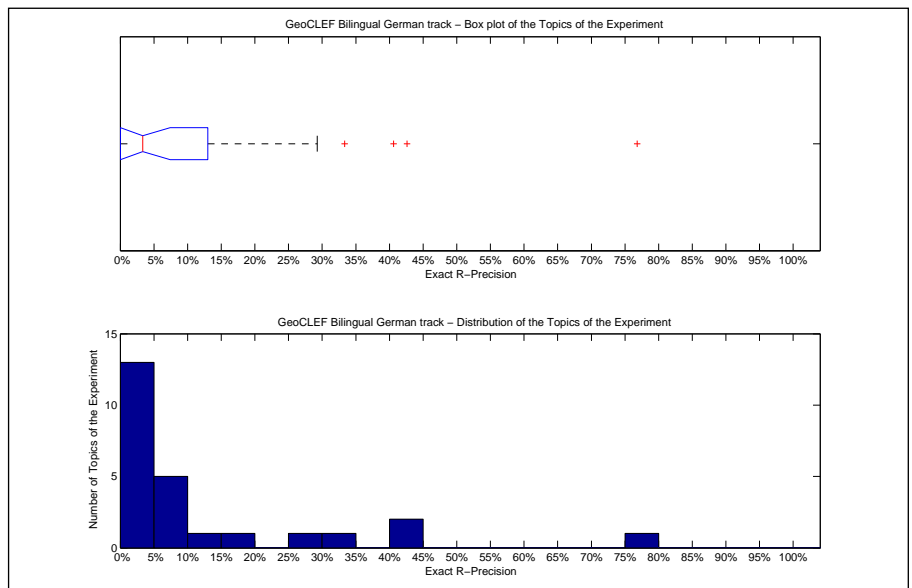
Precision averages (%) for individual queries			
Topic 026	0.00	Topic 039	1.31
Topic 027	0.16	Topic 040	18.77
Topic 028	34.50	Topic 041	6.32
Topic 029	46.97	Topic 042	3.28
Topic 030	4.61	Topic 043	0.63
Topic 031	0.51	Topic 044	0.17
Topic 032	31.07	Topic 045	0.00
Topic 033	0.00	Topic 046	3.21
Topic 034	6.67	Topic 047	0.00
Topic 035	0.08	Topic 048	81.20
Topic 036	0.95	Topic 049	15.90
Topic 037	0.00	Topic 050	5.17
Topic 038	0.00		



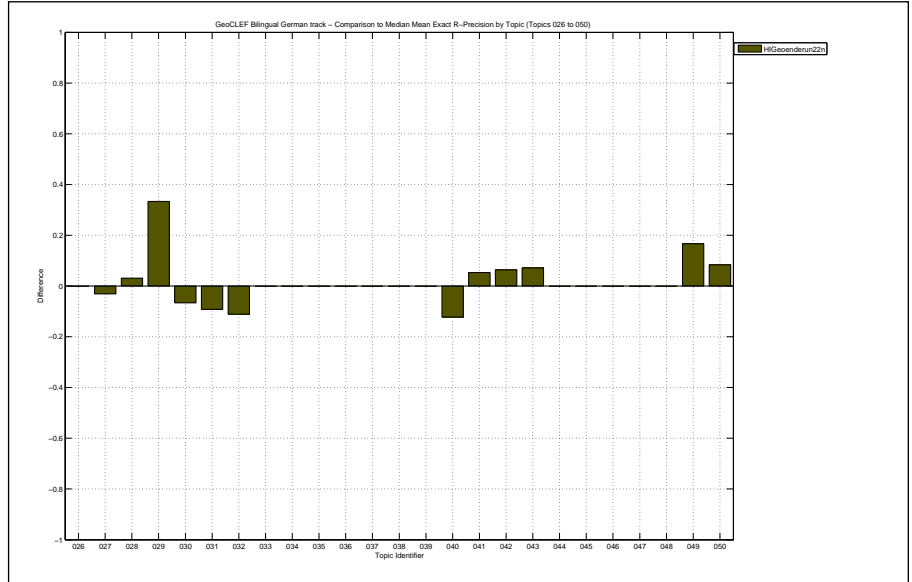
Docs Cutoff Levels	Precision at DCL (%)
5 docs	16.00
10 docs	14.00
15 docs	12.53
20 docs	12.20
30 docs	12.00
100 docs	6.88
200 docs	4.24
500 docs	2.12
1000 docs	1.21
R-Precision (precision after R document retrieved, where R = Relevant retrieved)	
	11.77



Exact R-Precision	
Maximum	0.7681
Minimum	0.0000
First Quartile	0.0000
Second Quartile	0.0333
Third Quartile	0.1299
Interquartile range	0.1299
Mean	0.1177
Standard Deviation	0.1891
Lower Outlier Threshold	0.0000
Upper Outlier Threshold	0.2927
Mean With No Outliers	0.0480
Std With No Outliers	0.0737



Precision averages (%) for individual queries			
Topic 026	0.00	Topic 039	7.41
Topic 027	3.08	Topic 040	29.27
Topic 028	40.62	Topic 041	5.26
Topic 029	33.33	Topic 042	8.51
Topic 030	3.33	Topic 043	7.14
Topic 031	0.00	Topic 044	0.00
Topic 032	42.59	Topic 045	0.00
Topic 033	0.00	Topic 046	0.00
Topic 034	11.76	Topic 047	0.00
Topic 035	0.00	Topic 048	76.81
Topic 036	0.00	Topic 049	16.67
Topic 037	0.00	Topic 050	8.33
Topic 038	0.00		





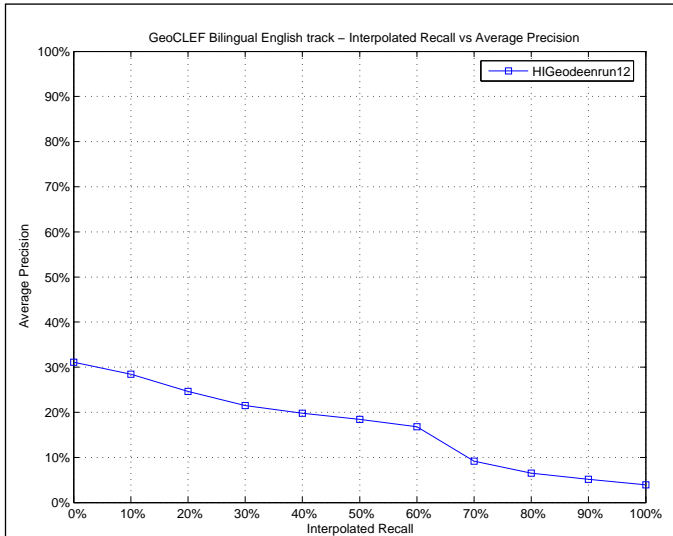
Overall statistics for 25 queries :	
Total number of documents over all queries	
Retrieved	25,000
Relevant	378
Relevant retrieved	222
Geometric Mean Average Precision	0.0103
Binary Preference (BPREF)	0.1489

Priority	1
Query Construction	AUTOMATIC
Source Language	German
Topic Fields	title, description
Pooled	true
Experiment with BRF(5docs,20terms) with GeoNEweighting within the BRF-algorithm	

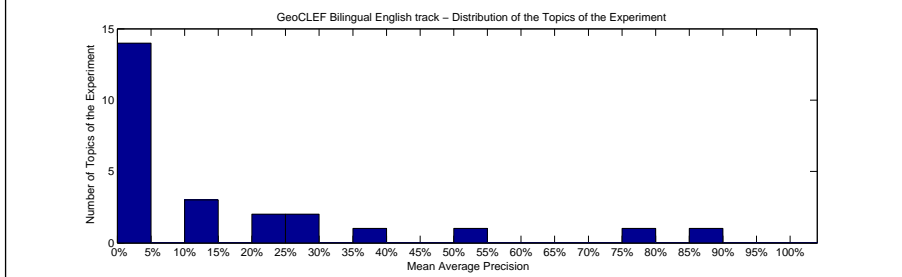
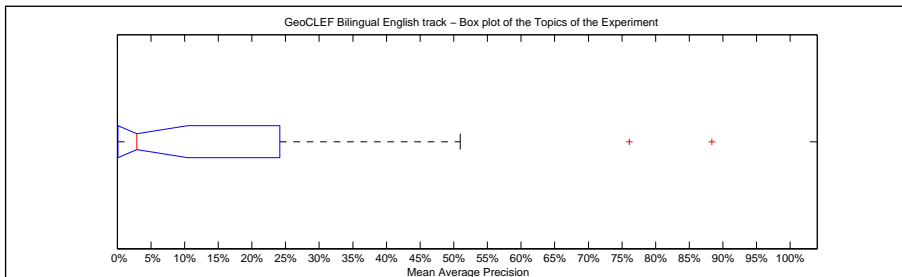
Interploated Recall (%)	Precision Averages (%)
0	31.10
10	28.46
20	24.65
30	21.50
40	19.76
50	18.40
60	16.78
70	9.17
80	6.49
90	5.12
100	3.95

Average precision (non-interpolated) for all relevant documents (averaged over queries)

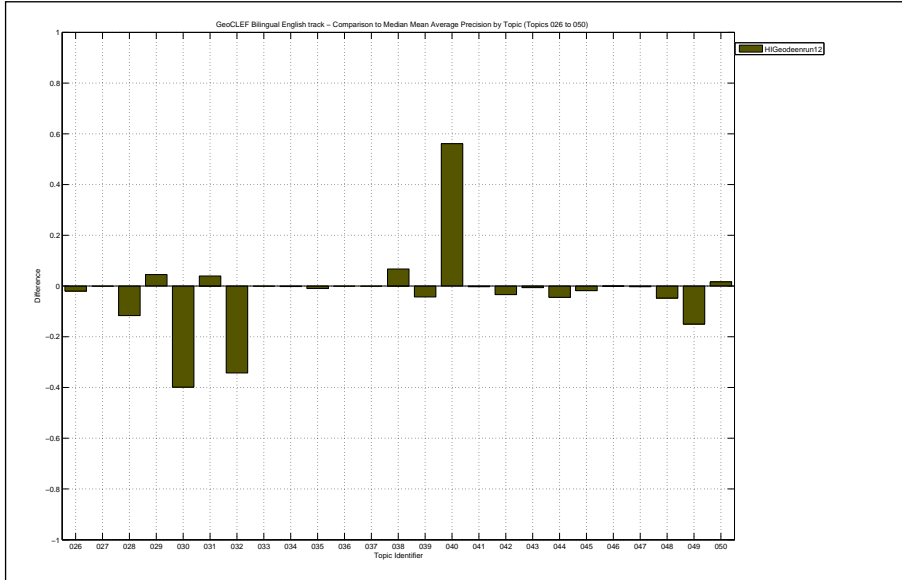
16.03



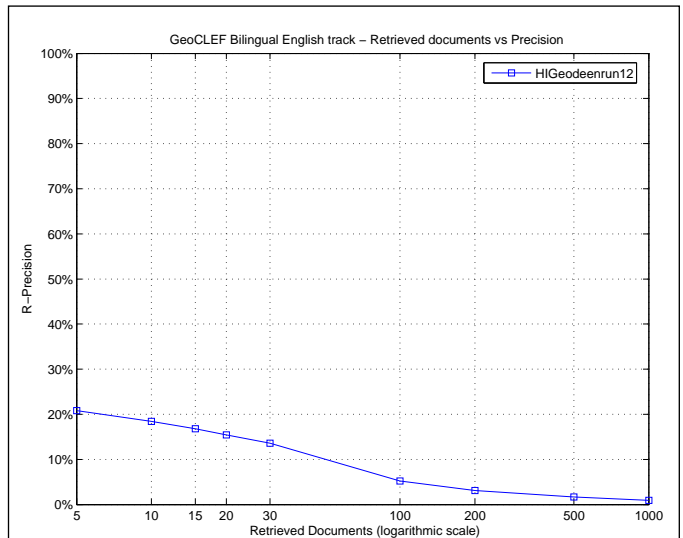
Mean Average Precision	
Maximum	0.8837
Minimum	0.0000
First Quartile	0.0009
Second Quartile	0.0291
Third Quartile	0.2416
Interquartile range	0.2407
Mean	0.1603
Standard Deviation	0.2448
Lower Outlier Threshold	0.0000
Upper Outlier Threshold	0.5095
Mean With No Outliers	0.1027
Std With No Outliers	0.1473



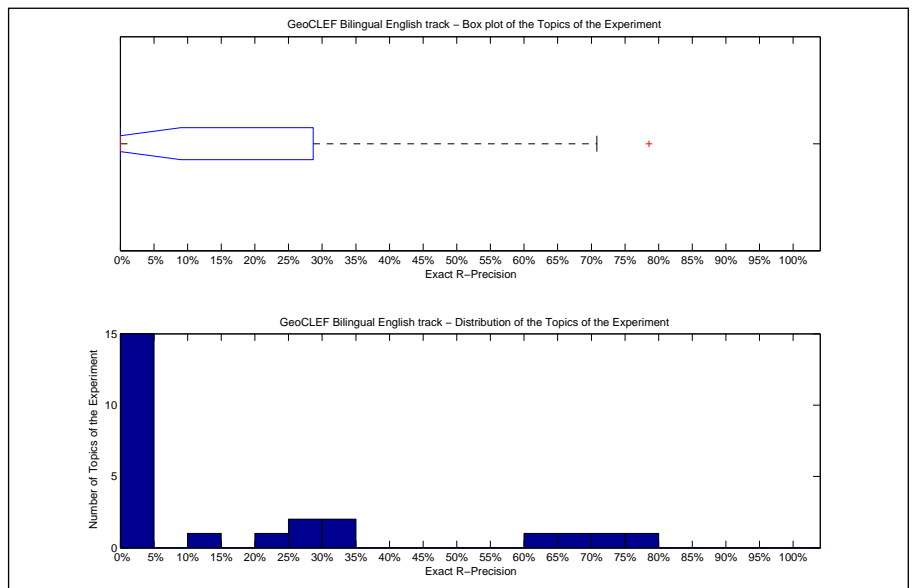
Precision averages (%) for individual queries			
Topic 026	1.18	Topic 039	0.63
Topic 027	0.04	Topic 040	88.37
Topic 028	0.10	Topic 041	0.00
Topic 029	13.37	Topic 042	0.09
Topic 030	27.62	Topic 043	0.03
Topic 031	23.00	Topic 044	3.18
Topic 032	50.95	Topic 045	0.35
Topic 033	0.00	Topic 046	39.81
Topic 034	28.47	Topic 047	2.91
Topic 035	0.07	Topic 048	76.11
Topic 036	0.00	Topic 049	10.43
Topic 037	0.13	Topic 050	21.30
Topic 038	12.50		



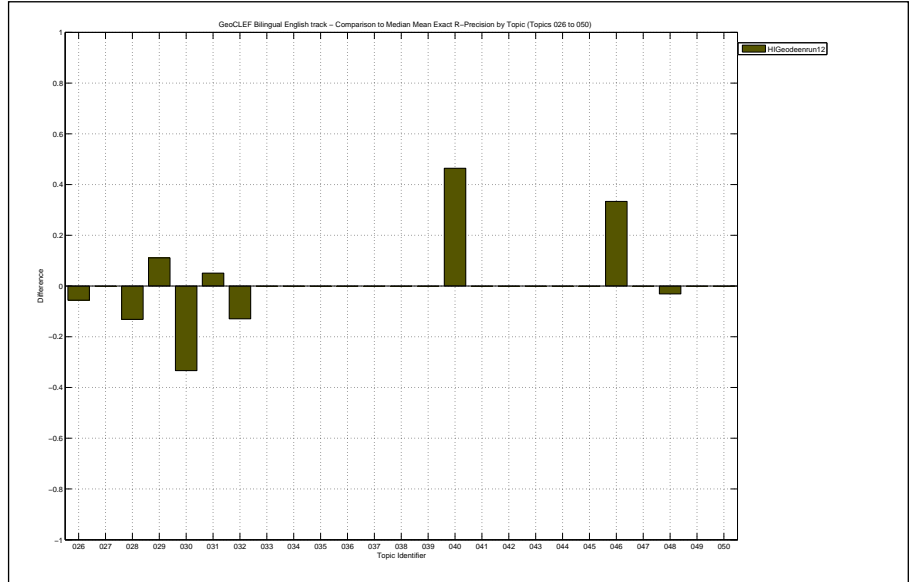
Docs Cutoff Levels	Precision at DCL (%)
5 docs	20.80
10 docs	18.40
15 docs	16.80
20 docs	15.40
30 docs	13.60
100 docs	5.20
200 docs	3.10
500 docs	1.64
1000 docs	0.89
R-Precision (precision after R document retrieved, where R = Relevant retrieved)	
	17.52



Exact R-Precision	
Maximum	0.7857
Minimum	0.0000
First Quartile	0.0000
Second Quartile	0.0000
Third Quartile	0.2867
Interquartile range	0.2867
Mean	0.1752
Standard Deviation	0.2615
Lower Outlier Threshold	0.0000
Upper Outlier Threshold	0.7083
Mean With No Outliers	0.1497
Std With No Outliers	0.2334



Precision averages (%) for individual queries			
Topic 026	0.00	Topic 039	0.00
Topic 027	0.00	Topic 040	78.57
Topic 028	0.00	Topic 041	0.00
Topic 029	22.22	Topic 042	0.00
Topic 030	33.33	Topic 043	0.00
Topic 031	27.12	Topic 044	10.53
Topic 032	64.52	Topic 045	0.00
Topic 033	0.00	Topic 046	66.67
Topic 034	33.33	Topic 047	4.17
Topic 035	0.00	Topic 048	70.83
Topic 036	0.00	Topic 049	0.00
Topic 037	0.00	Topic 050	26.67
Topic 038	0.00		



Overall statistics for 25 queries :

Total number of documents over all queries	
Retrieved	23,326
Relevant	378
Relevant retrieved	214
Geometric Mean Average Precision	0.0054
Binary Preference (BPREF)	0.1322

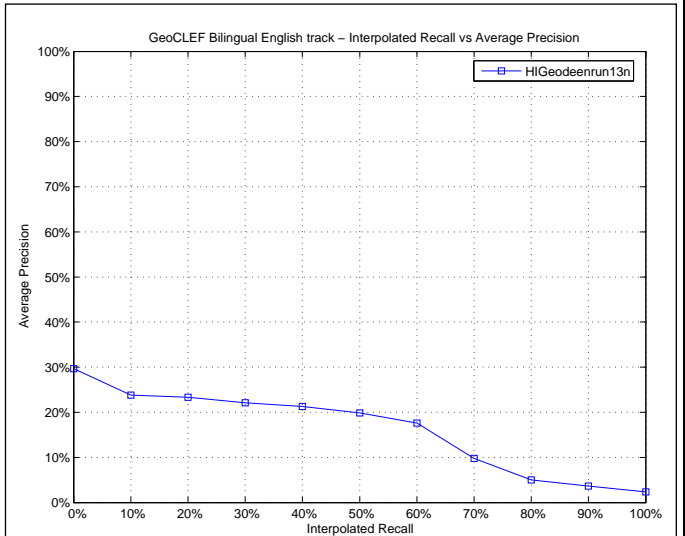
Priority	3
Query Construction	AUTOMATIC
Source Language	German
Topic Fields	title, description, narrative
Pooled	true

Experiment with BRF(5docs,25terms) with NE-recognition and weighting, also within the BRF

Interploated Recall (%)	Precision Averages (%)
0	29.63
10	23.84
20	23.36
30	22.09
40	21.26
50	19.87
60	17.58
70	9.80
80	4.97
90	3.66
100	2.33

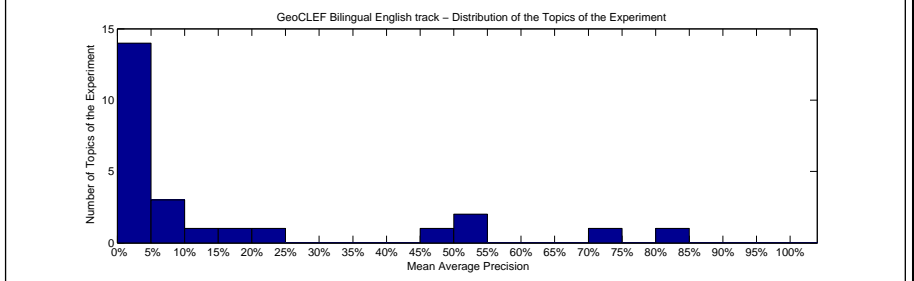
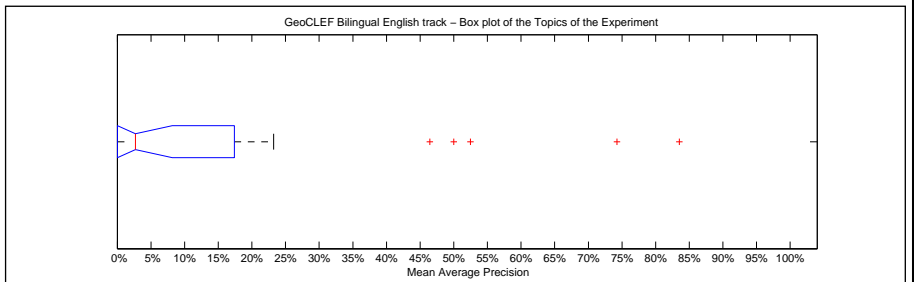
Average precision (non-interpolated) for all relevant documents (averaged over queries)

15.65



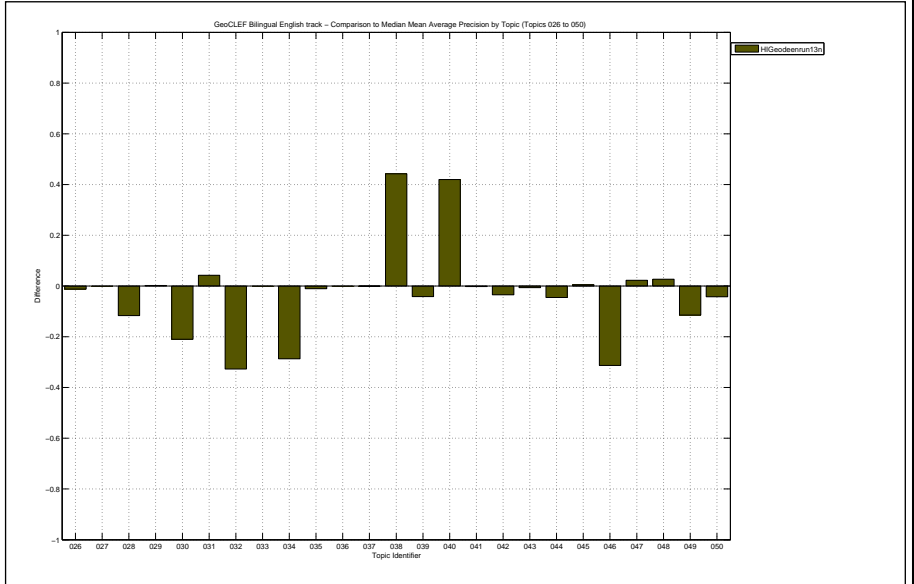
Mean Average Precision

Maximum	0.8353
Minimum	0.0000
First Quartile	0.0001
Second Quartile	0.0271
Third Quartile	0.1738
Interquartile range	0.1738
Mean	0.1565
Standard Deviation	0.2497
Lower Outlier Threshold	0.0000
Upper Outlier Threshold	0.2324
Mean With No Outliers	0.0422
Std With No Outliers	0.0658

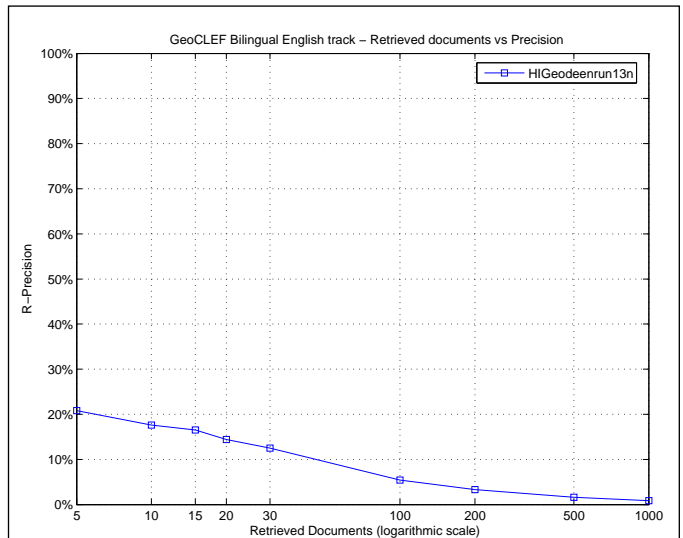


Precision averages (%) for individual queries

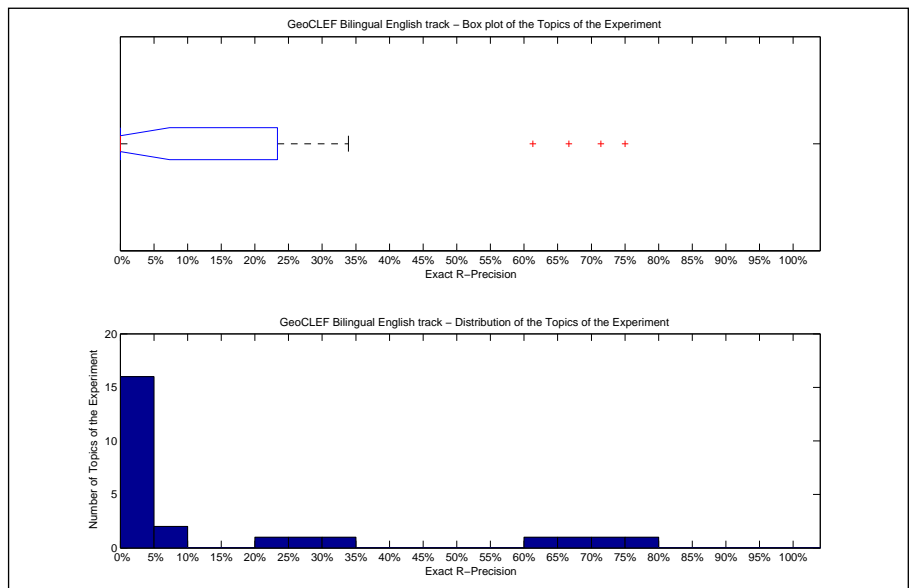
Topic 026	1.96	Topic 039	0.79
Topic 027	0.01	Topic 040	74.25
Topic 028	0.05	Topic 041	0.08
Topic 029	9.05	Topic 042	0.00
Topic 030	46.46	Topic 043	0.00
Topic 031	23.24	Topic 044	3.09
Topic 032	52.48	Topic 045	2.71
Topic 033	0.01	Topic 046	8.59
Topic 034	0.00	Topic 047	5.46
Topic 035	0.00	Topic 048	83.53
Topic 036	0.00	Topic 049	13.91
Topic 037	0.05	Topic 050	15.43
Topic 038	50.00		



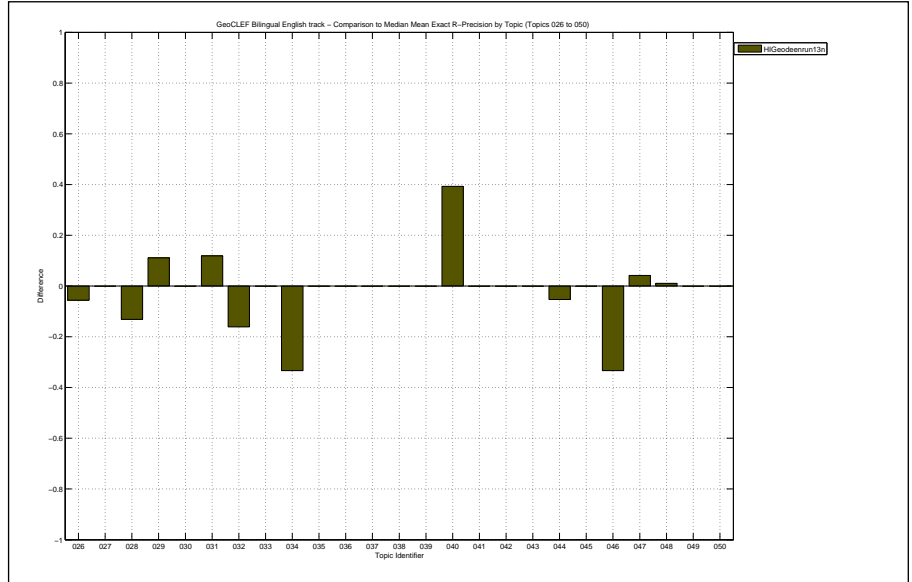
Docs Cutoff Levels	Precision at DCL (%)
5 docs	20.80
10 docs	17.60
15 docs	16.53
20 docs	14.40
30 docs	12.53
100 docs	5.44
200 docs	3.28
500 docs	1.58
1000 docs	0.86
R-Precision (precision after R document retrieved, where R = Relevant retrieved)	
	14.83



Exact R-Precision	
Maximum	0.7500
Minimum	0.0000
First Quartile	0.0000
Second Quartile	0.0000
Third Quartile	0.2333
Interquartile range	0.2333
Mean	0.1483
Standard Deviation	0.2572
Lower Outlier Threshold	0.0000
Upper Outlier Threshold	0.3390
Mean With No Outliers	0.0459
Std With No Outliers	0.1002



Precision averages (%) for individual queries			
Topic 026	0.00	Topic 039	0.00
Topic 027	0.00	Topic 040	71.43
Topic 028	0.00	Topic 041	0.00
Topic 029	22.22	Topic 042	0.00
Topic 030	66.67	Topic 043	0.00
Topic 031	33.90	Topic 044	5.26
Topic 032	61.29	Topic 045	0.00
Topic 033	0.00	Topic 046	0.00
Topic 034	0.00	Topic 047	8.33
Topic 035	0.00	Topic 048	75.00
Topic 036	0.00	Topic 049	0.00
Topic 037	0.00	Topic 050	26.67
Topic 038	0.00		



Overall statistics for 25 queries :	
Total number of documents over all queries	
Retrieved	25,000
Relevant	378
Relevant retrieved	217
Geometric Mean Average Precision	0.0096
Binary Preference (BPREF)	0.1824

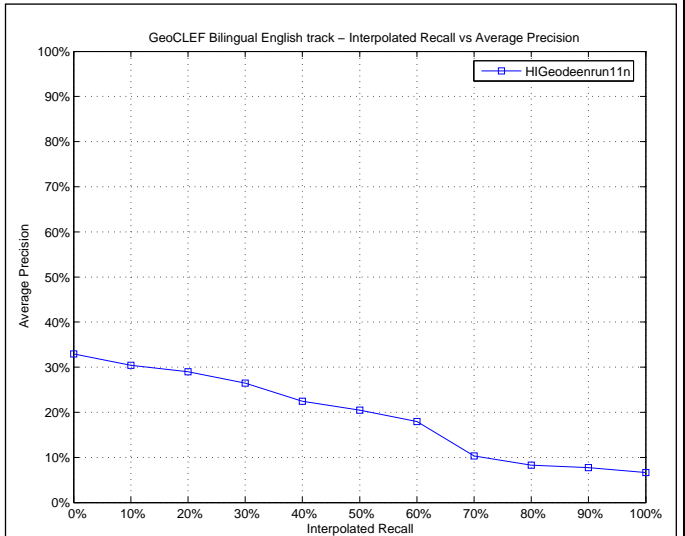
Priority	5
Query Construction	AUTOMATIC
Source Language	German
Topic Fields	title, description, narrative
Pooled	false

no BRF base run, stem snowball

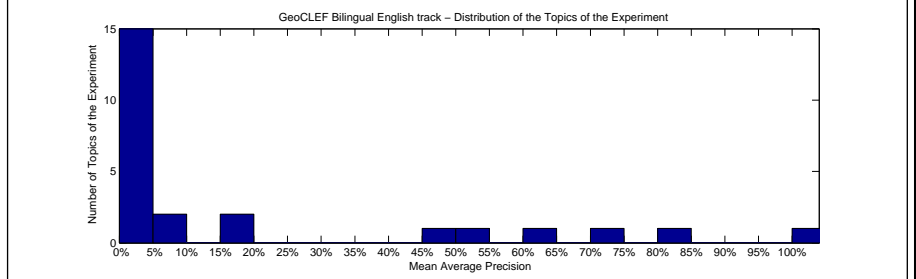
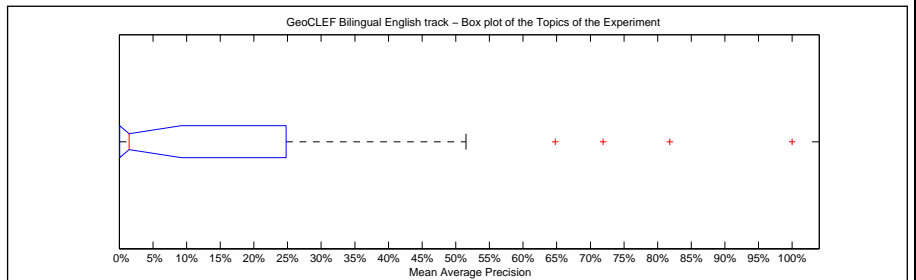
Interploated Recall (%)	Precision Averages (%)
0	32.96
10	30.42
20	29.01
30	26.47
40	22.46
50	20.45
60	17.94
70	10.35
80	8.30
90	7.74
100	6.65

Average precision (non-interpolated) for all relevant documents (averaged over queries)

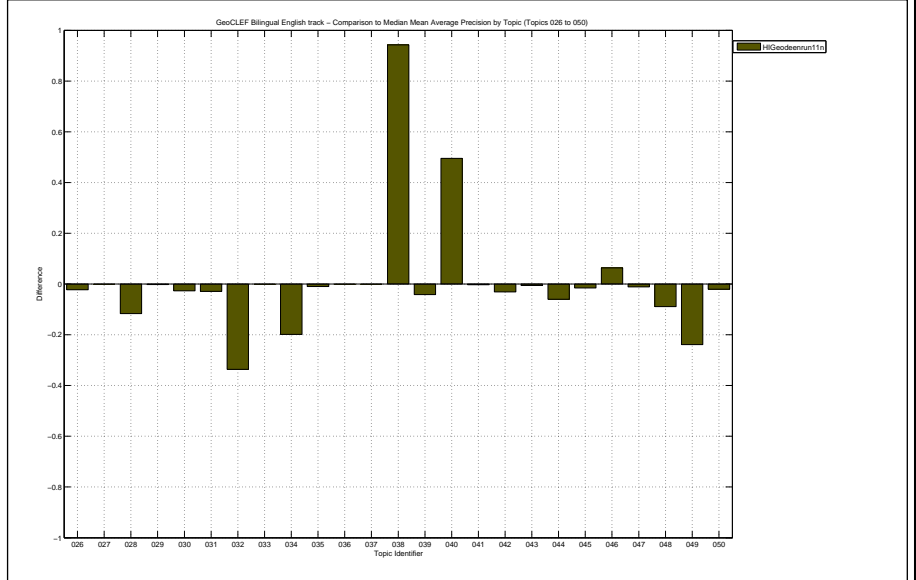
19.03



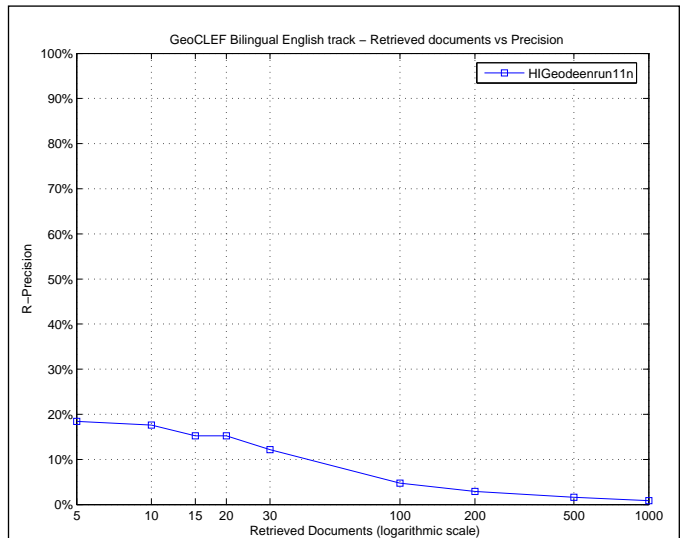
Mean Average Precision	
Maximum	1.0000
Minimum	0.0000
First Quartile	0.0007
Second Quartile	0.0147
Third Quartile	0.2478
Interquartile range	0.2471
Mean	0.1903
Standard Deviation	0.3065
Lower Outlier Threshold	0.0000
Upper Outlier Threshold	0.5153
Mean With No Outliers	0.0748
Std With No Outliers	0.1475



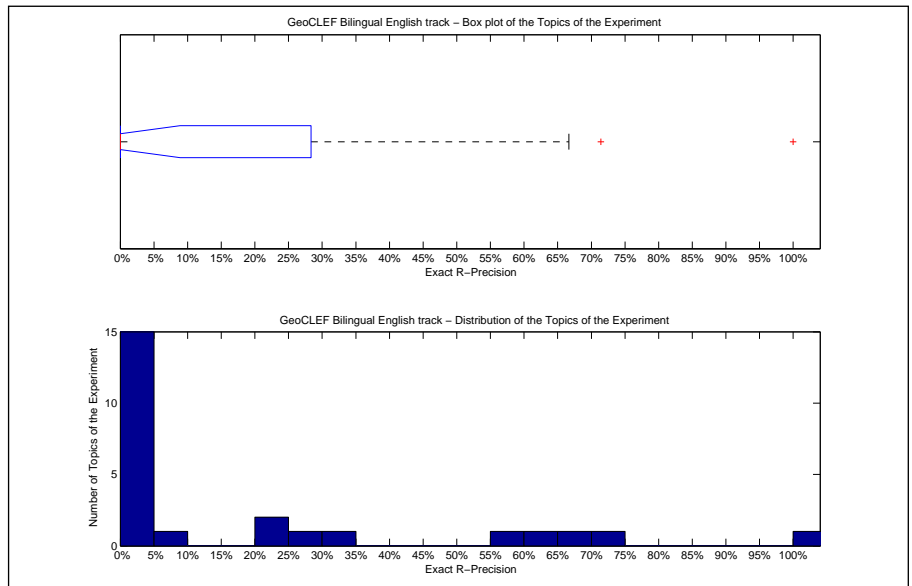
Precision averages (%) for individual queries			
Topic 026	0.92	Topic 039	0.75
Topic 027	0.01	Topic 040	81.81
Topic 028	0.05	Topic 041	0.00
Topic 029	8.67	Topic 042	0.37
Topic 030	64.80	Topic 043	0.03
Topic 031	16.15	Topic 044	1.60
Topic 032	51.53	Topic 045	0.64
Topic 033	0.00	Topic 046	46.26
Topic 034	8.82	Topic 047	2.02
Topic 035	0.08	Topic 048	71.89
Topic 036	0.00	Topic 049	1.47
Topic 037	0.16	Topic 050	17.62
Topic 038	100.00		



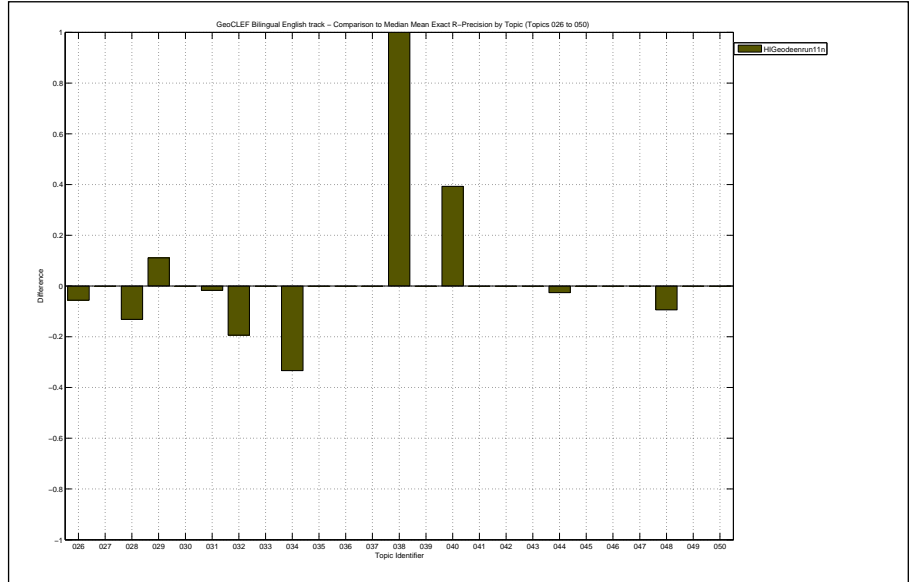
Docs Cutoff Levels	Precision at DCL (%)
5 docs	18.40
10 docs	17.60
15 docs	15.20
20 docs	15.20
30 docs	12.13
100 docs	4.72
200 docs	2.90
500 docs	1.58
1000 docs	0.87
R-Precision (precision after R document retrieved, where R = Relevant retrieved)	
	19.01



Exact R-Precision	
Maximum	1.0000
Minimum	0.0000
First Quartile	0.0000
Second Quartile	0.0000
Third Quartile	0.2833
Interquartile range	0.2833
Mean	0.1901
Standard Deviation	0.2948
Lower Outlier Threshold	0.0000
Upper Outlier Threshold	0.6667
Mean With No Outliers	0.1321
Std With No Outliers	0.2214



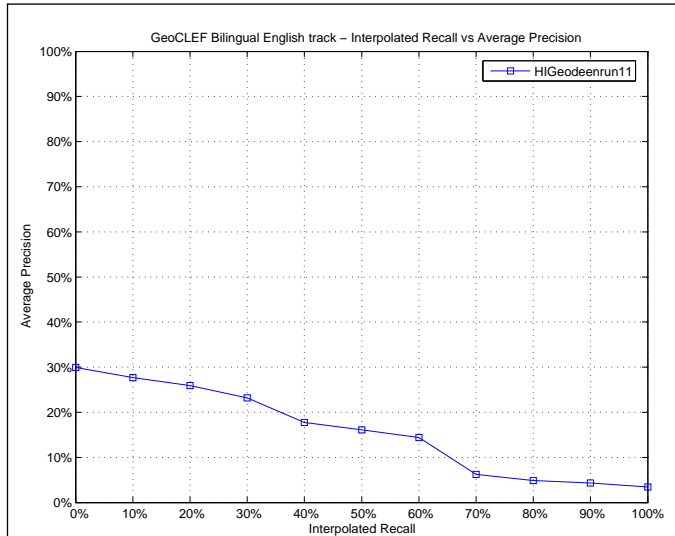
Precision averages (%) for individual queries			
Topic 026	0.00	Topic 039	0.00
Topic 027	0.00	Topic 040	71.43
Topic 028	0.00	Topic 041	0.00
Topic 029	22.22	Topic 042	0.00
Topic 030	66.67	Topic 043	0.00
Topic 031	20.34	Topic 044	7.89
Topic 032	58.06	Topic 045	0.00
Topic 033	0.00	Topic 046	33.33
Topic 034	0.00	Topic 047	4.17
Topic 035	0.00	Topic 048	64.58
Topic 036	0.00	Topic 049	0.00
Topic 037	0.00	Topic 050	26.67
Topic 038	100.00		



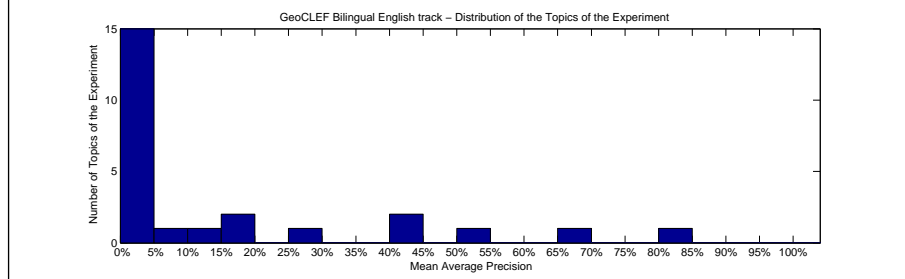
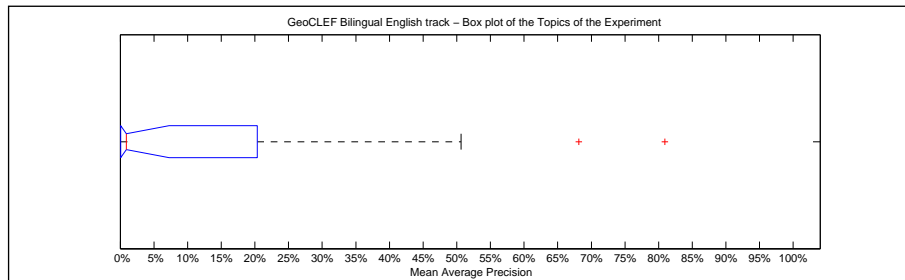
Overall statistics for 25 queries :	
Total number of documents over all queries	
Retrieved	25,000
Relevant	378
Relevant retrieved	216
Geometric Mean Average Precision	0.0081
Binary Preference (BPREF)	0.1421

Priority	4
Query Construction	AUTOMATIC
Source Language	German
Topic Fields	title, description
Pooled	false
no BRF base run, stem snowball	

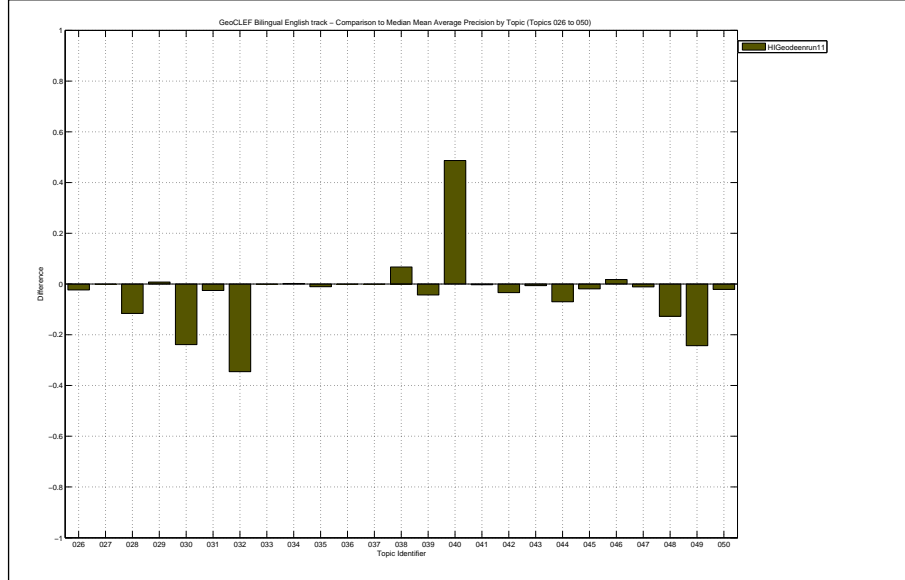
Interploated Recall (%)	Precision Averages (%)
0	29.92
10	27.68
20	25.94
30	23.21
40	17.72
50	16.09
60	14.39
70	6.24
80	4.89
90	4.32
100	3.43
Average precision (non-interpolated) for all relevant documents (averaged over queries)	
15.04	



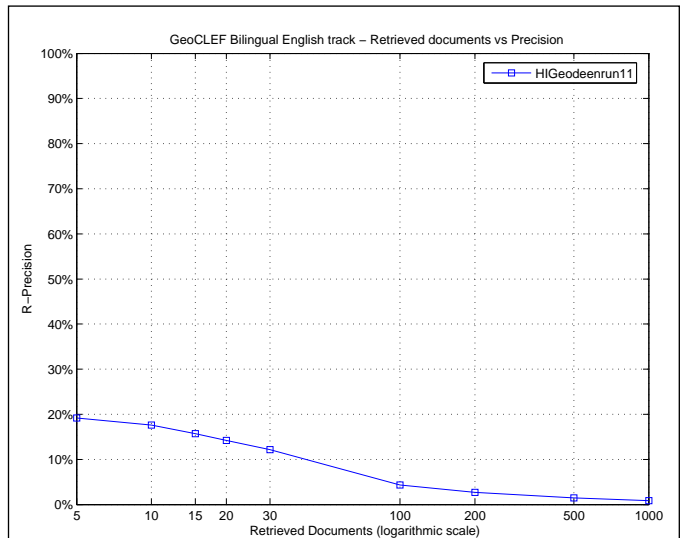
Mean Average Precision	
Maximum	0.8091
Minimum	0.0000
First Quartile	0.0007
Second Quartile	0.0089
Third Quartile	0.2037
Interquartile range	0.2030
Mean	0.1504
Standard Deviation	0.2363
Lower Outlier Threshold	0.0000
Upper Outlier Threshold	0.5066
Mean With No Outliers	0.0987
Std With No Outliers	0.1600



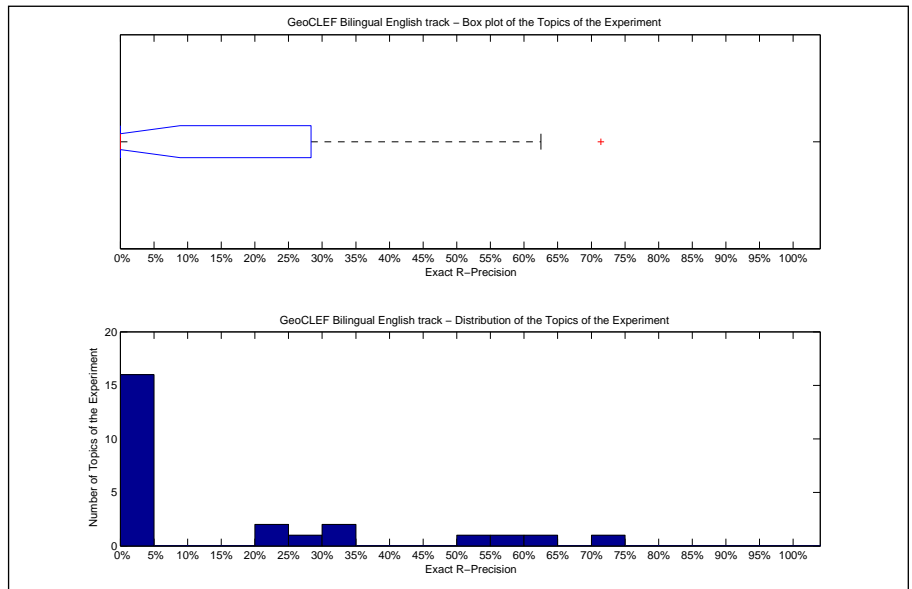
Precision averages (%) for individual queries			
Topic 026	0.89	Topic 039	0.67
Topic 027	0.04	Topic 040	80.91
Topic 028	0.10	Topic 041	0.00
Topic 029	9.63	Topic 042	0.08
Topic 030	43.57	Topic 043	0.03
Topic 031	16.46	Topic 044	0.63
Topic 032	50.66	Topic 045	0.30
Topic 033	0.00	Topic 046	41.68
Topic 034	28.89	Topic 047	2.06
Topic 035	0.03	Topic 048	68.14
Topic 036	0.00	Topic 049	1.10
Topic 037	0.14	Topic 050	17.53
Topic 038	12.50		



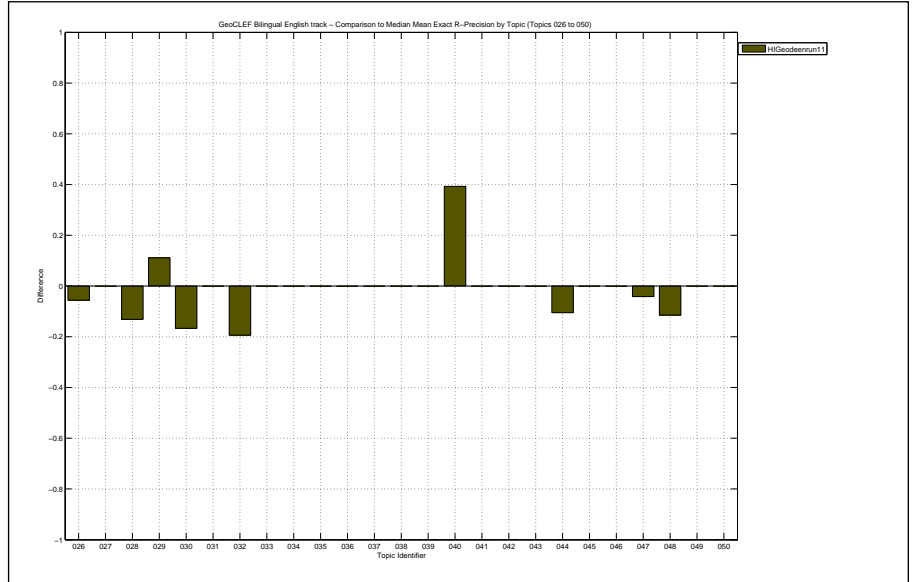
Docs Cutoff Levels	Precision at DCL (%)
5 docs	19.20
10 docs	17.60
15 docs	15.73
20 docs	14.20
30 docs	12.13
100 docs	4.32
200 docs	2.68
500 docs	1.49
1000 docs	0.86
R-Precision (precision after R document retrieved, where R = Relevant retrieved)	
	15.18



Exact R-Precision	
Maximum	0.7143
Minimum	0.0000
First Quartile	0.0000
Second Quartile	0.0000
Third Quartile	0.2833
Interquartile range	0.2833
Mean	0.1518
Standard Deviation	0.2330
Lower Outlier Threshold	0.0000
Upper Outlier Threshold	0.6250
Mean With No Outliers	0.1284
Std With No Outliers	0.2057



Precision averages (%) for individual queries			
Topic 026	0.00	Topic 039	0.00
Topic 027	0.00	Topic 040	71.43
Topic 028	0.00	Topic 041	0.00
Topic 029	22.22	Topic 042	0.00
Topic 030	50.00	Topic 043	0.00
Topic 031	22.03	Topic 044	0.00
Topic 032	58.06	Topic 045	0.00
Topic 033	0.00	Topic 046	33.33
Topic 034	33.33	Topic 047	0.00
Topic 035	0.00	Topic 048	62.50
Topic 036	0.00	Topic 049	0.00
Topic 037	0.00	Topic 050	26.67
Topic 038	0.00		





Overall statistics for 25 queries :	
Total number of documents over all queries	
Retrieved	21,396
Relevant	378
Relevant retrieved	178
Geometric Mean Average Precision	0.0038
Binary Preference (BPREF)	0.1337

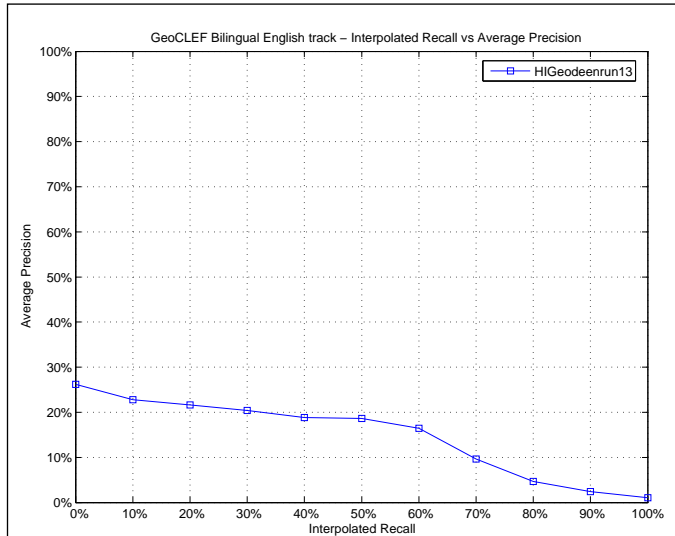
Priority	2
Query Construction	AUTOMATIC
Source Language	German
Topic Fields	title, description
Pooled	false

Experiment with BRF(5docs,25terms) with NE-recognition and weighting, also within the BRF

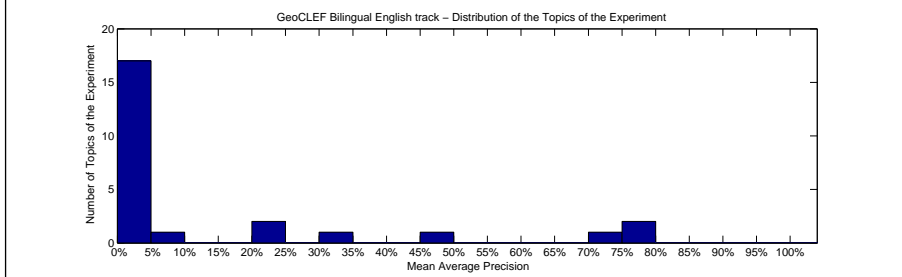
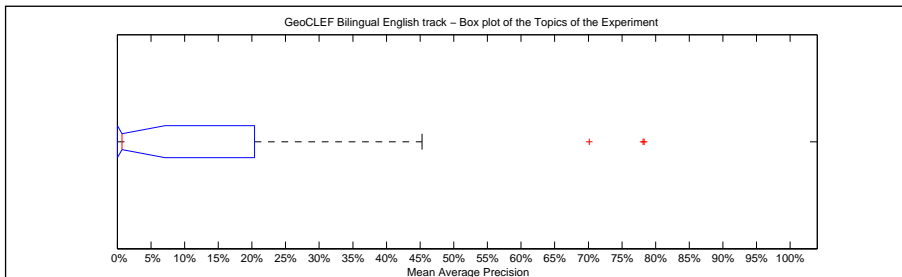
Interploated Recall (%)	Precision Averages (%)
0	26.22
10	22.77
20	21.63
30	20.42
40	18.83
50	18.66
60	16.47
70	9.67
80	4.64
90	2.43
100	1.03

Average precision (non-interpolated) for all relevant documents (averaged over queries)

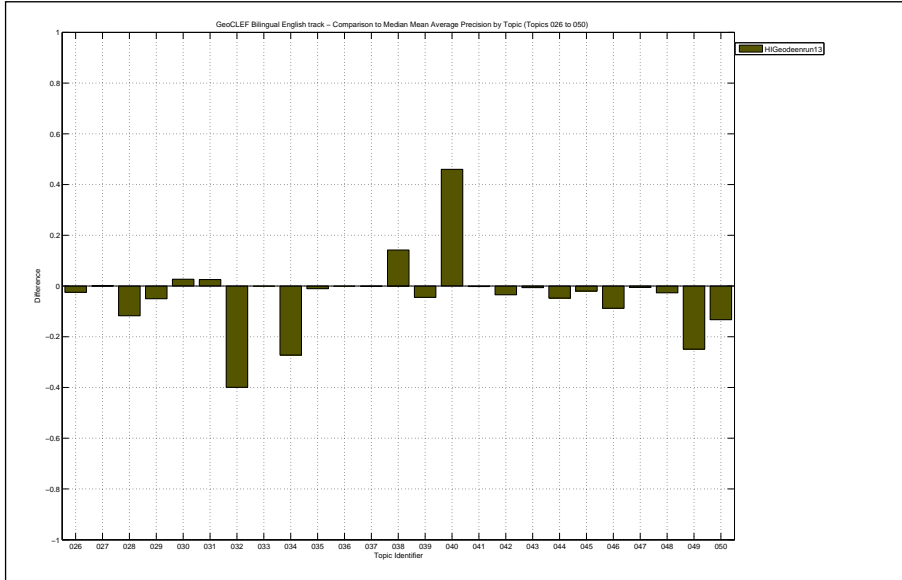
14.56



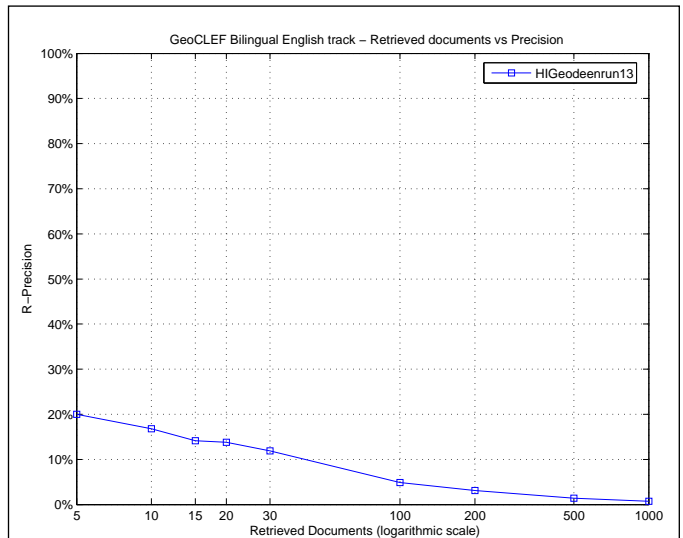
Mean Average Precision	
Maximum	0.7828
Minimum	0.0000
First Quartile	0.0000
Second Quartile	0.0070
Third Quartile	0.2040
Interquartile range	0.2040
Mean	0.1456
Standard Deviation	0.2567
Lower Outlier Threshold	0.0000
Upper Outlier Threshold	0.4530
Mean With No Outliers	0.0624
Std With No Outliers	0.1216



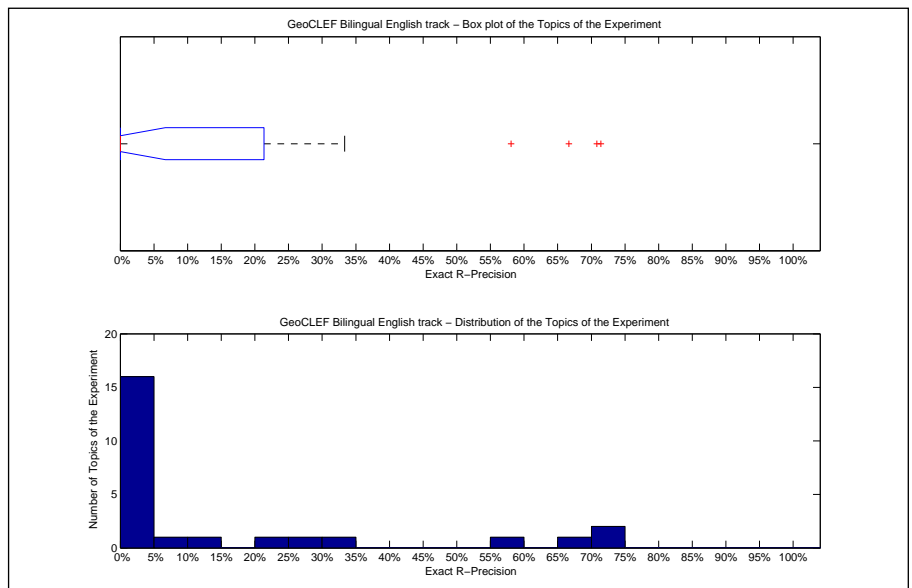
Precision averages (%) for individual queries			
Topic 026	0.70	Topic 039	0.46
Topic 027	0.14	Topic 040	78.28
Topic 028	0.00	Topic 041	0.09
Topic 029	3.84	Topic 042	0.00
Topic 030	70.14	Topic 043	0.00
Topic 031	21.59	Topic 044	2.92
Topic 032	45.30	Topic 045	0.23
Topic 033	0.00	Topic 046	31.12
Topic 034	1.52	Topic 047	2.59
Topic 035	0.00	Topic 048	78.12
Topic 036	0.00	Topic 049	0.52
Topic 037	0.00	Topic 050	6.38
Topic 038	20.00		



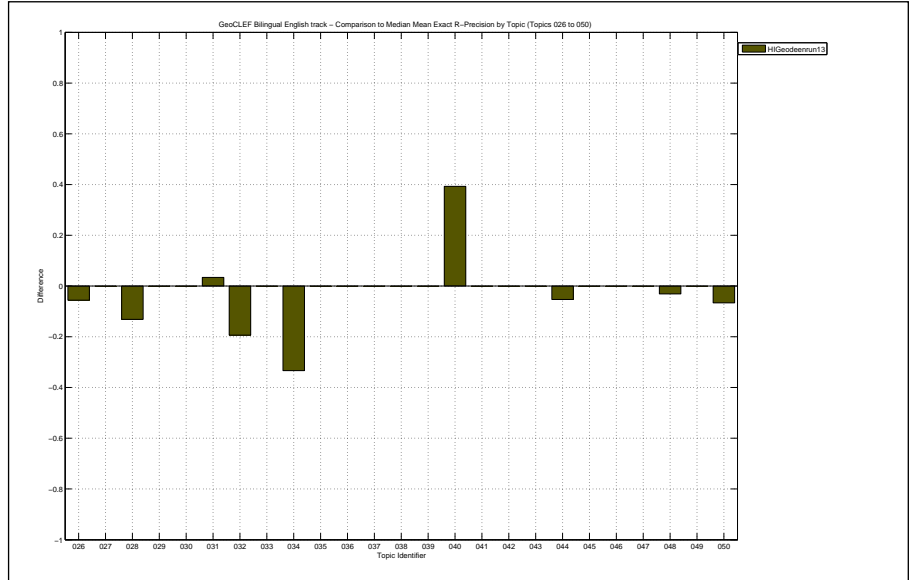
Docs Cutoff Levels	Precision at DCL (%)
5 docs	20.00
10 docs	16.80
15 docs	14.13
20 docs	13.80
30 docs	11.87
100 docs	4.88
200 docs	3.08
500 docs	1.38
1000 docs	0.71
R-Precision (precision after R document retrieved, where R = Relevant retrieved)	
	14.65



Exact R-Precision	
Maximum	0.7143
Minimum	0.0000
First Quartile	0.0000
Second Quartile	0.0000
Third Quartile	0.2136
Interquartile range	0.2136
Mean	0.1465
Standard Deviation	0.2491
Lower Outlier Threshold	0.0000
Upper Outlier Threshold	0.3333
Mean With No Outliers	0.0473
Std With No Outliers	0.0963



Precision averages (%) for individual queries			
Topic 026	0.00	Topic 039	0.00
Topic 027	0.00	Topic 040	71.43
Topic 028	0.00	Topic 041	0.00
Topic 029	11.11	Topic 042	0.00
Topic 030	66.67	Topic 043	0.00
Topic 031	25.42	Topic 044	5.26
Topic 032	58.06	Topic 045	0.00
Topic 033	0.00	Topic 046	33.33
Topic 034	0.00	Topic 047	4.17
Topic 035	0.00	Topic 048	70.83
Topic 036	0.00	Topic 049	0.00
Topic 037	0.00	Topic 050	20.00
Topic 038	0.00		



Overall statistics for 25 queries :	
Total number of documents over all queries	
Retrieved	25,000
Relevant	378
Relevant retrieved	280
Geometric Mean Average Precision	0.0185
Binary Preference (BPREF)	0.2420

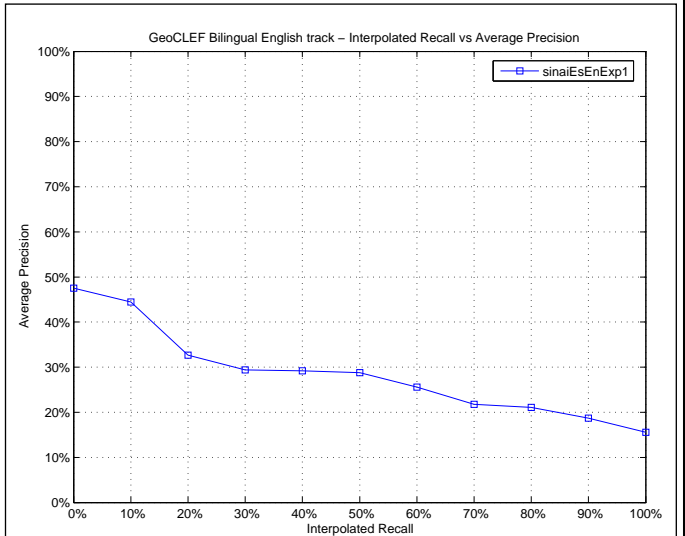
Priority	1
Query Construction	AUTOMATIC
Source Language	Spanish; Castilian
Topic Fields	title, description, narrative
Pooled	true

Caso base ESEN

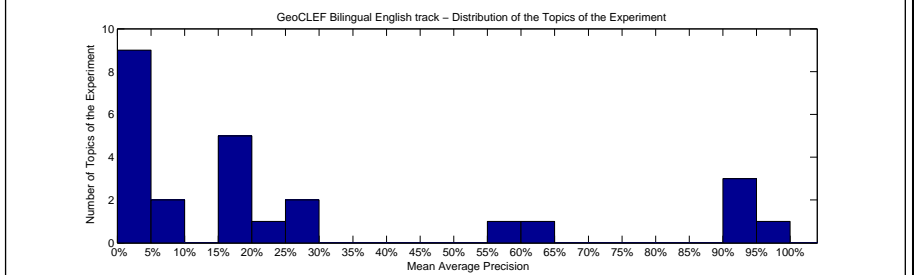
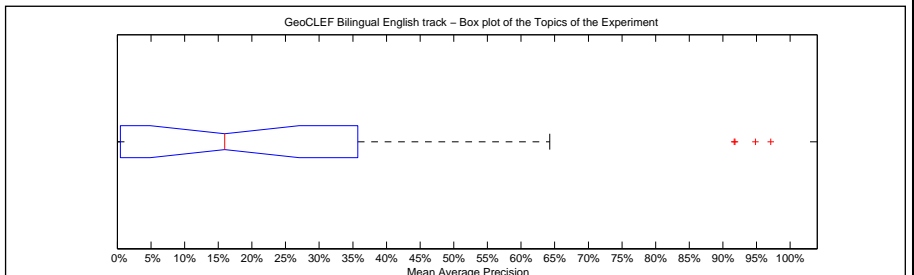
Interpolated Recall (%)	Precision Averages (%)
0	47.54
10	44.48
20	32.64
30	29.39
40	29.19
50	28.75
60	25.59
70	21.77
80	21.09
90	18.68
100	15.54

Average precision (non-interpolated) for all relevant documents (averaged over queries)

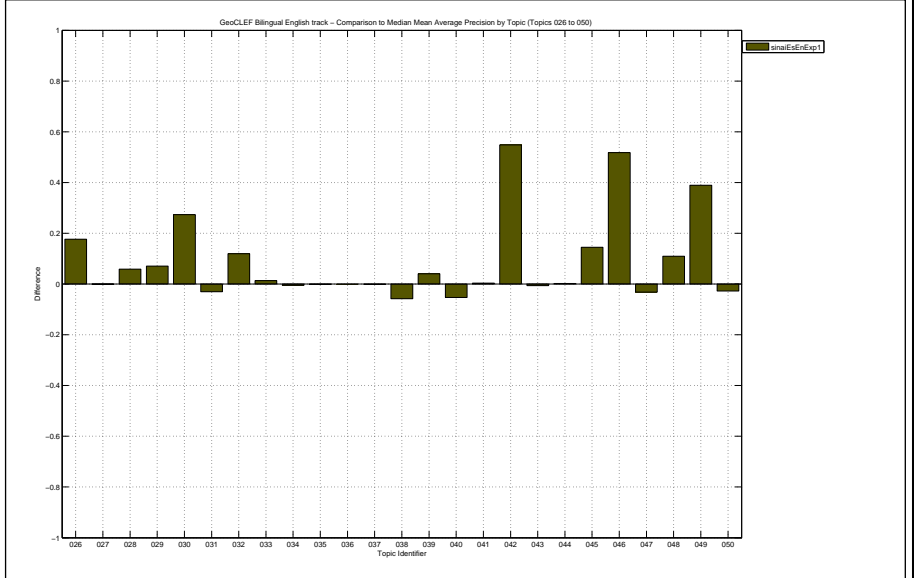
27.07



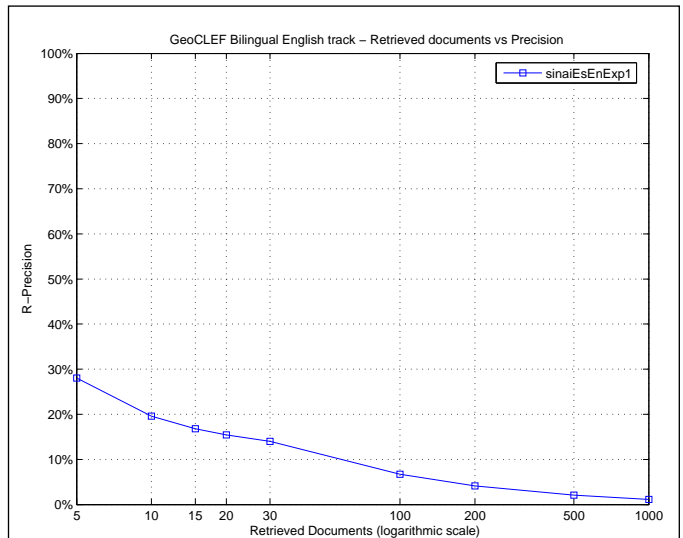
Mean Average Precision	
Maximum	0.9713
Minimum	0.0000
First Quartile	0.0047
Second Quartile	0.1597
Third Quartile	0.3573
Interquartile range	0.3525
Mean	0.2707
Standard Deviation	0.3413
Lower Outlier Threshold	0.0000
Upper Outlier Threshold	0.6429
Mean With No Outliers	0.1435
Std With No Outliers	0.1829



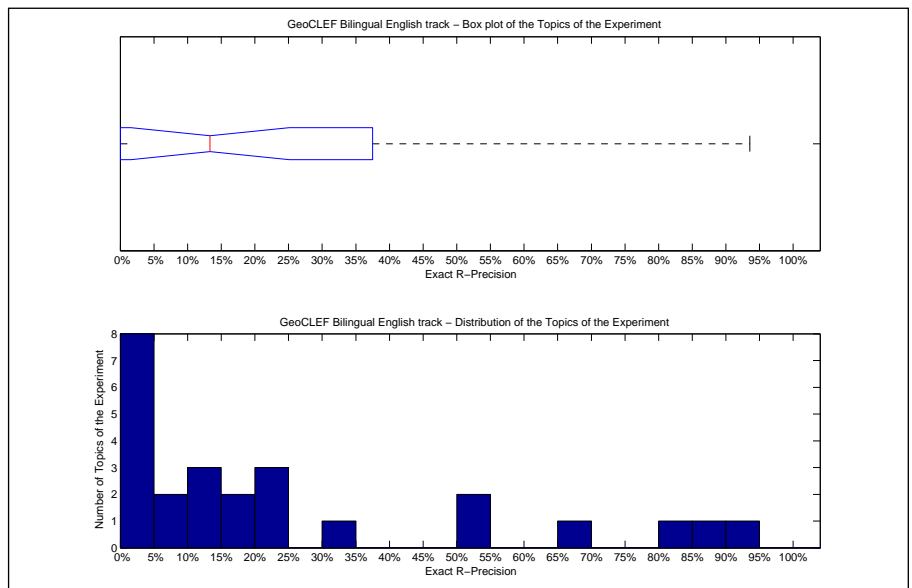
Precision averages (%) for individual queries			
Topic 026	20.88	Topic 039	8.94
Topic 027	0.00	Topic 040	26.94
Topic 028	17.59	Topic 041	0.63
Topic 029	15.91	Topic 042	58.33
Topic 030	94.84	Topic 043	0.00
Topic 031	15.97	Topic 044	7.86
Topic 032	97.13	Topic 045	16.67
Topic 033	1.36	Topic 046	91.67
Topic 034	28.19	Topic 047	0.01
Topic 035	0.93	Topic 048	91.79
Topic 036	0.00	Topic 049	64.29
Topic 037	0.00	Topic 050	16.93
Topic 038	0.00		



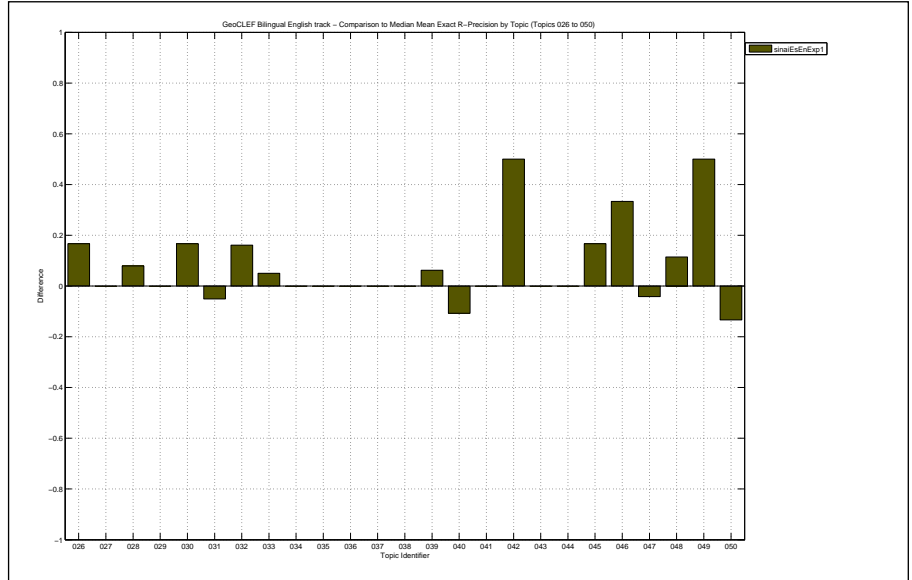
Docs Cutoff Levels	Precision at DCL (%)
5 docs	28.00
10 docs	19.60
15 docs	16.80
20 docs	15.40
30 docs	14.00
100 docs	6.68
200 docs	4.10
500 docs	2.06
1000 docs	1.12
R-Precision (precision after R document retrieved, where R = Relevant retrieved)	
	24.27



Exact R-Precision	
Maximum	0.9355
Minimum	0.0000
First Quartile	0.0000
Second Quartile	0.1333
Third Quartile	0.3750
Interquartile range	0.3750
Mean	0.2427
Standard Deviation	0.2976
Lower Outlier Threshold	0.0000
Upper Outlier Threshold	0.9355
Mean With No Outliers	0.2427
Std With No Outliers	0.2976



Precision averages (%) for individual queries			
Topic 026	22.22	Topic 039	6.25
Topic 027	0.00	Topic 040	21.43
Topic 028	21.05	Topic 041	0.00
Topic 029	11.11	Topic 042	50.00
Topic 030	83.33	Topic 043	0.00
Topic 031	16.95	Topic 044	10.53
Topic 032	93.55	Topic 045	16.67
Topic 033	5.00	Topic 046	66.67
Topic 034	33.33	Topic 047	0.00
Topic 035	0.00	Topic 048	85.42
Topic 036	0.00	Topic 049	50.00
Topic 037	0.00	Topic 050	13.33
Topic 038	0.00		



Overall statistics for 25 queries :	
Total number of documents over all queries	
Retrieved	25,000
Relevant	378
Relevant retrieved	324
Geometric Mean Average Precision	0.0602
Binary Preference (BPREF)	0.1675

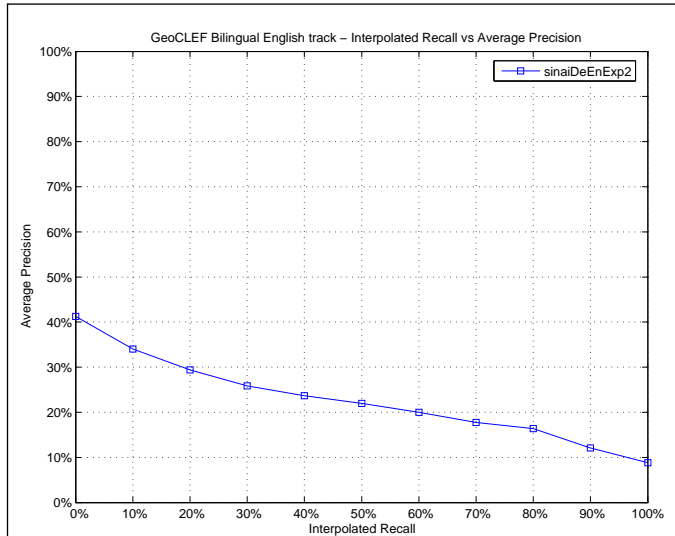
Priority	5
Query Construction	AUTOMATIC
Source Language	German
Topic Fields	title, description
Pooled	false

Caso Base DEEN

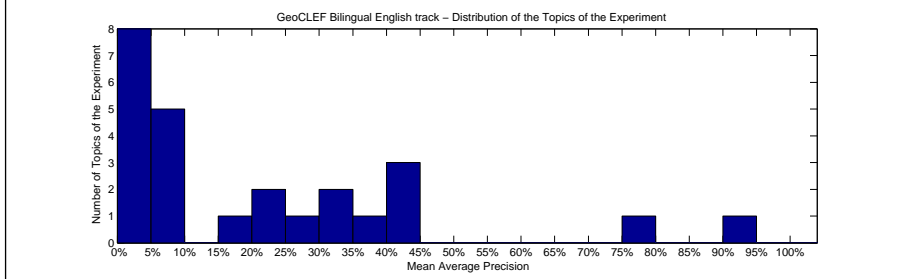
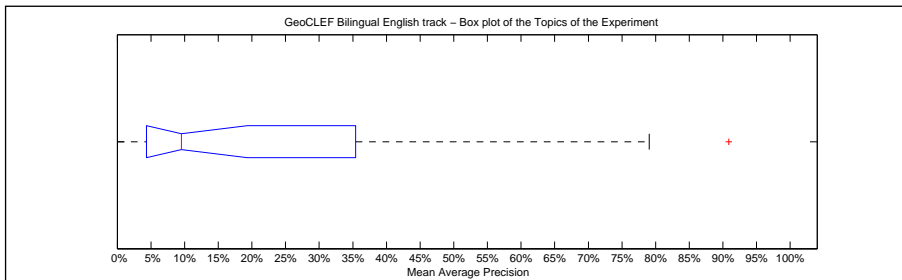
Interploated Recall (%)	Precision Averages (%)
0	41.27
10	34.02
20	29.37
30	25.85
40	23.64
50	21.97
60	19.99
70	17.72
80	16.35
90	12.07
100	8.80

Average precision (non-interpolated) for all relevant documents (averaged over queries)

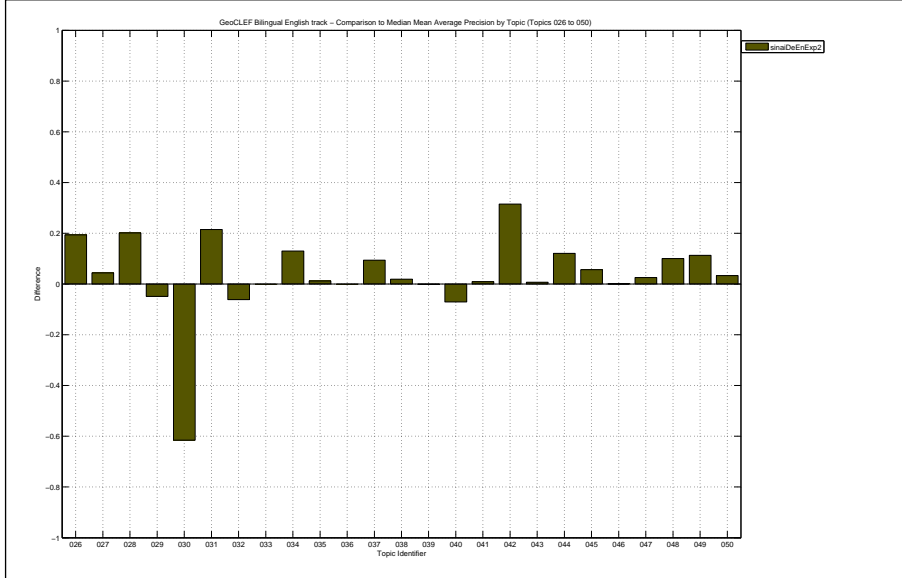
21.64



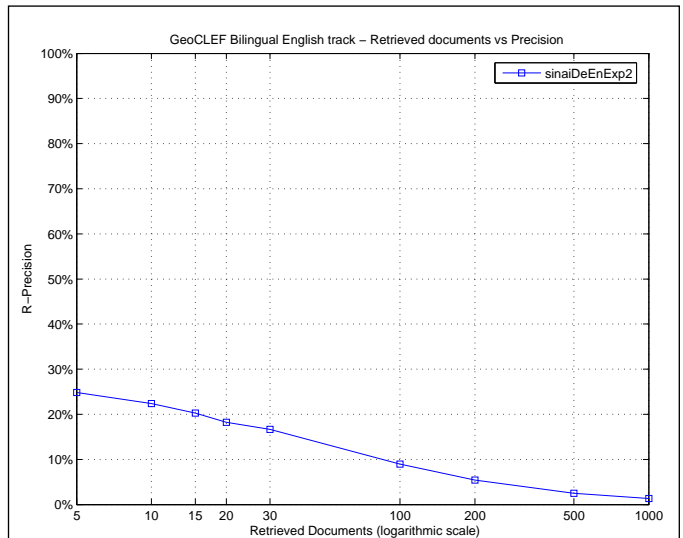
Mean Average Precision	
Maximum	0.9086
Minimum	0.0000
First Quartile	0.0433
Second Quartile	0.0954
Third Quartile	0.3542
Interquartile range	0.3108
Mean	0.2164
Standard Deviation	0.2395
Lower Outlier Threshold	0.0000
Upper Outlier Threshold	0.7905
Mean With No Outliers	0.1875
Std With No Outliers	0.1954



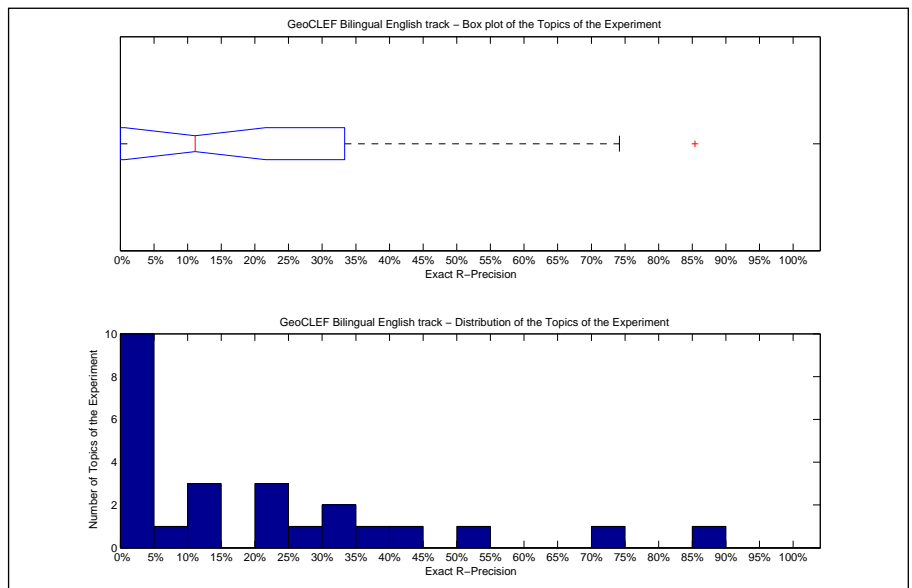
Precision averages (%) for individual queries			
Topic 026	22.57	Topic 039	4.83
Topic 027	4.44	Topic 040	25.23
Topic 028	31.83	Topic 041	1.19
Topic 029	4.01	Topic 042	35.00
Topic 030	5.94	Topic 043	1.34
Topic 031	40.49	Topic 044	19.71
Topic 032	79.05	Topic 045	7.85
Topic 033	0.00	Topic 046	40.00
Topic 034	41.67	Topic 047	5.71
Topic 035	2.28	Topic 048	90.86
Topic 036	0.00	Topic 049	36.67
Topic 037	9.54	Topic 050	23.00
Topic 038	7.69		



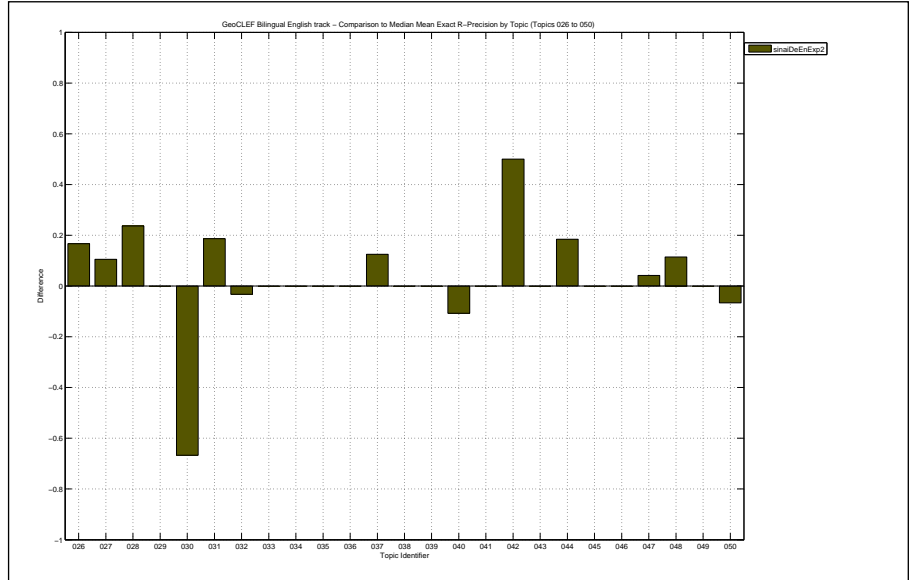
Docs Cutoff Levels	Precision at DCL (%)
5 docs	24.80
10 docs	22.40
15 docs	20.27
20 docs	18.20
30 docs	16.67
100 docs	8.96
200 docs	5.42
500 docs	2.46
1000 docs	1.30
R-Precision (precision after R document retrieved, where R = Relevant retrieved)	
	19.55



Exact R-Precision	
Maximum	0.8542
Minimum	0.0000
First Quartile	0.0000
Second Quartile	0.1111
Third Quartile	0.3333
Interquartile range	0.3333
Mean	0.1955
Standard Deviation	0.2383
Lower Outlier Threshold	0.0000
Upper Outlier Threshold	0.7419
Mean With No Outliers	0.1681
Std With No Outliers	0.1990



Precision averages (%) for individual queries			
Topic 026	22.22	Topic 039	0.00
Topic 027	10.53	Topic 040	21.43
Topic 028	36.84	Topic 041	0.00
Topic 029	11.11	Topic 042	50.00
Topic 030	0.00	Topic 043	0.00
Topic 031	40.68	Topic 044	28.95
Topic 032	74.19	Topic 045	0.00
Topic 033	0.00	Topic 046	33.33
Topic 034	33.33	Topic 047	8.33
Topic 035	0.00	Topic 048	85.42
Topic 036	0.00	Topic 049	0.00
Topic 037	12.50	Topic 050	20.00
Topic 038	0.00		



Overall statistics for 25 queries :	
Total number of documents over all queries	
Retrieved	25,000
Relevant	378
Relevant retrieved	311
Geometric Mean Average Precision	0.0353
Binary Preference (BPREF)	0.1751

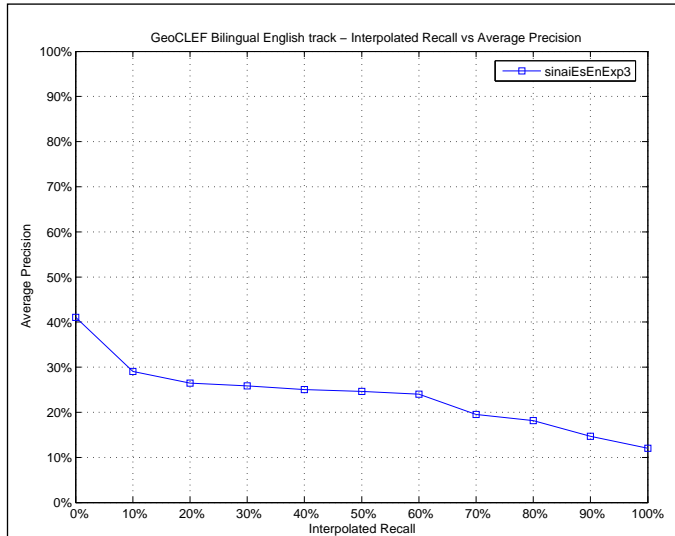
Priority	3
Query Construction	AUTOMATIC
Source Language	Spanish; Castilian
Topic Fields	title, description
Pooled	false

Expansión con geonames

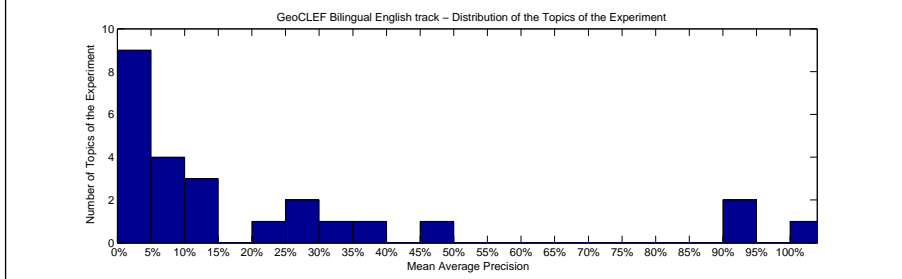

Interploated Recall (%)	Precision Averages (%)
0	41.03
10	29.06
20	26.45
30	25.83
40	25.05
50	24.62
60	23.98
70	19.48
80	18.17
90	14.71
100	12.01

Average precision (non-interpolated) for all relevant documents (averaged over queries)

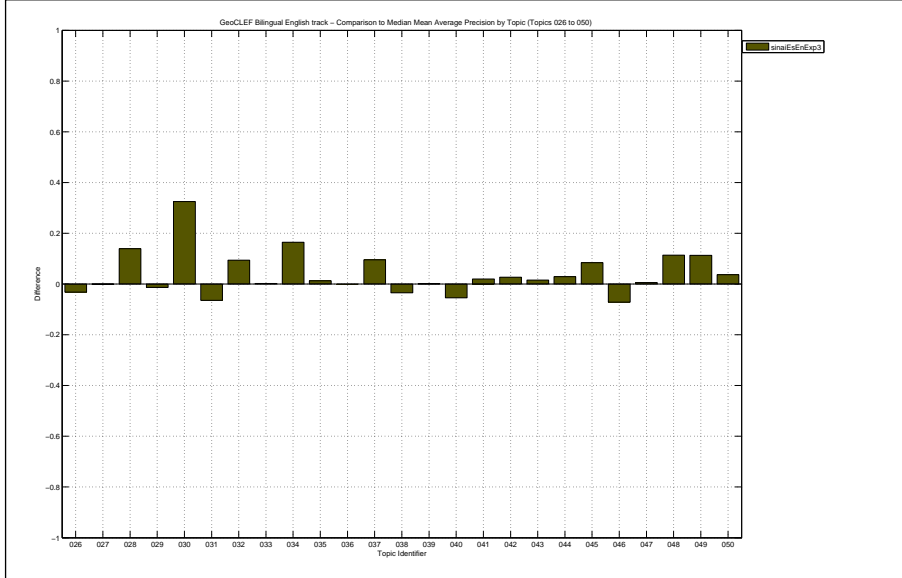
22.09



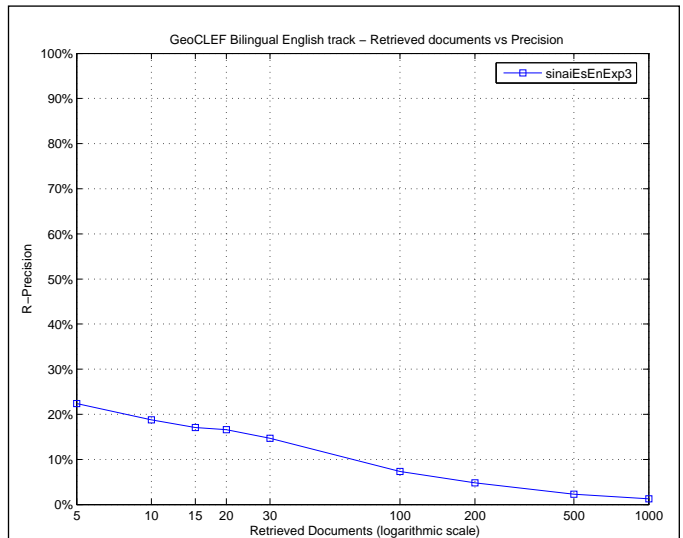
Mean Average Precision	
Maximum	1.0000
Minimum	0.0000
First Quartile	0.0229
Second Quartile	0.0966
Third Quartile	0.2829
Interquartile range	0.2600
Mean	0.2209
Standard Deviation	0.3045
Lower Outlier Threshold	0.0000
Upper Outlier Threshold	0.4514
Mean With No Outliers	0.1206
Std With No Outliers	0.1345



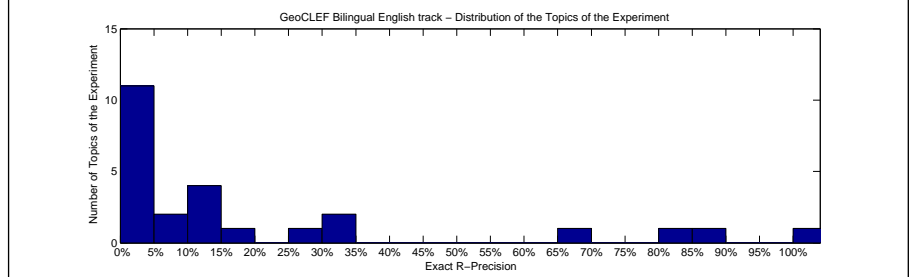
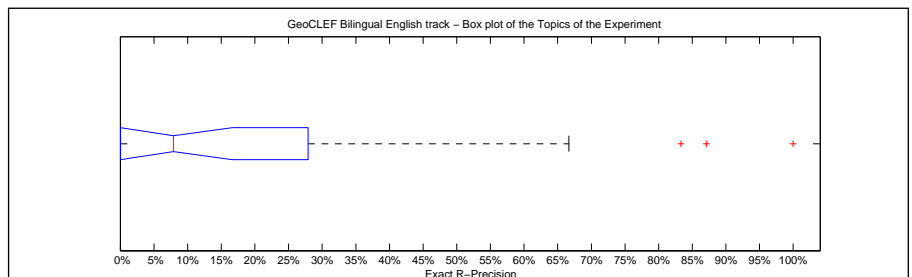
Precision averages (%) for individual queries			
Topic 026	0.00	Topic 039	5.06
Topic 027	0.00	Topic 040	26.80
Topic 028	25.64	Topic 041	2.25
Topic 029	7.51	Topic 042	6.16
Topic 030	100.00	Topic 043	2.20
Topic 031	12.56	Topic 044	10.50
Topic 032	94.60	Topic 045	10.62
Topic 033	0.21	Topic 046	32.78
Topic 034	45.14	Topic 047	3.72
Topic 035	2.31	Topic 048	92.19
Topic 036	0.00	Topic 049	36.67
Topic 037	9.66	Topic 050	23.30
Topic 038	2.33		



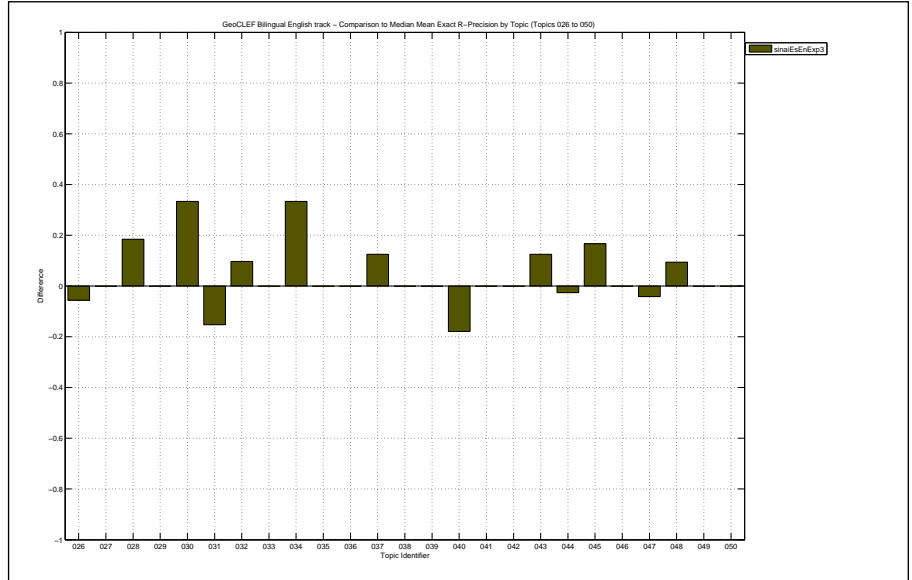
Docs Cutoff Levels	Precision at DCL (%)
5 docs	22.40
10 docs	18.80
15 docs	17.07
20 docs	16.60
30 docs	14.67
100 docs	7.32
200 docs	4.78
500 docs	2.30
1000 docs	1.24
R-Precision (precision after R document retrieved, where R = Relevant retrieved)	
	20.42



Exact R-Precision	
Maximum	1.0000
Minimum	0.0000
First Quartile	0.0000
Second Quartile	0.0789
Third Quartile	0.2789
Interquartile range	0.2789
Mean	0.2042
Standard Deviation	0.3055
Lower Outlier Threshold	0.0000
Upper Outlier Threshold	0.6667
Mean With No Outliers	0.1091
Std With No Outliers	0.1643



Precision averages (%) for individual queries			
Topic 026	0.00	Topic 039	0.00
Topic 027	0.00	Topic 040	14.29
Topic 028	31.58	Topic 041	0.00
Topic 029	11.11	Topic 042	0.00
Topic 030	100.00	Topic 043	12.50
Topic 031	6.78	Topic 044	7.89
Topic 032	87.10	Topic 045	16.67
Topic 033	0.00	Topic 046	33.33
Topic 034	66.67	Topic 047	0.00
Topic 035	0.00	Topic 048	83.33
Topic 036	0.00	Topic 049	0.00
Topic 037	12.50	Topic 050	26.67
Topic 038	0.00		





Overall statistics for 25 queries :	
Total number of documents over all queries	
Retrieved	25,000
Relevant	378
Relevant retrieved	293
Geometric Mean Average Precision	0.0369
Binary Preference (BPREF)	0.1464

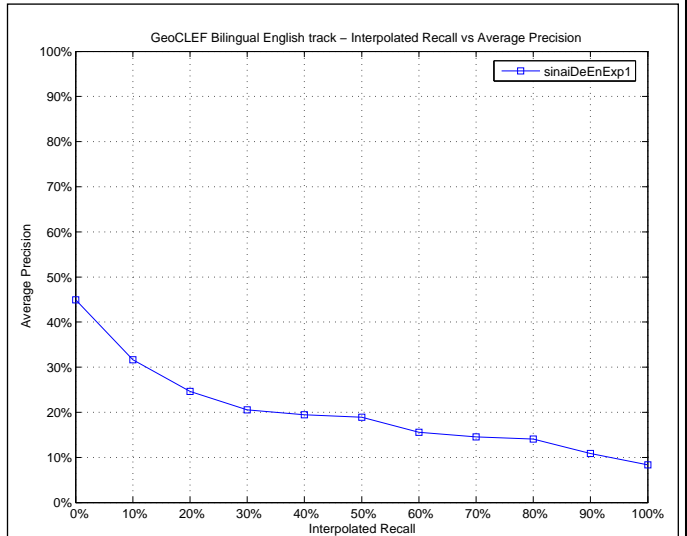
Priority	4
Query Construction	AUTOMATIC
Source Language	German
Topic Fields	title, description, narrative
Pooled	false

Caso Base DEEN

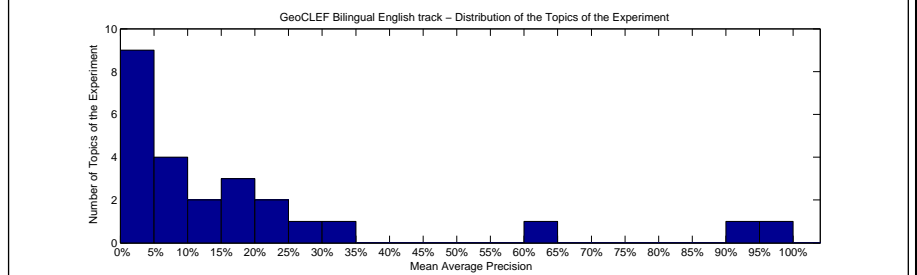
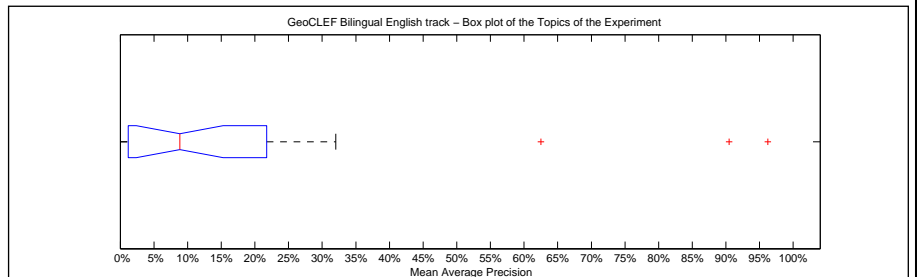
Interploated Recall (%)	Precision Averages (%)
0	44.94
10	31.63
20	24.65
30	20.56
40	19.46
50	18.90
60	15.60
70	14.56
80	14.04
90	10.84
100	8.34

Average precision (non-interpolated) for all relevant documents (averaged over queries)

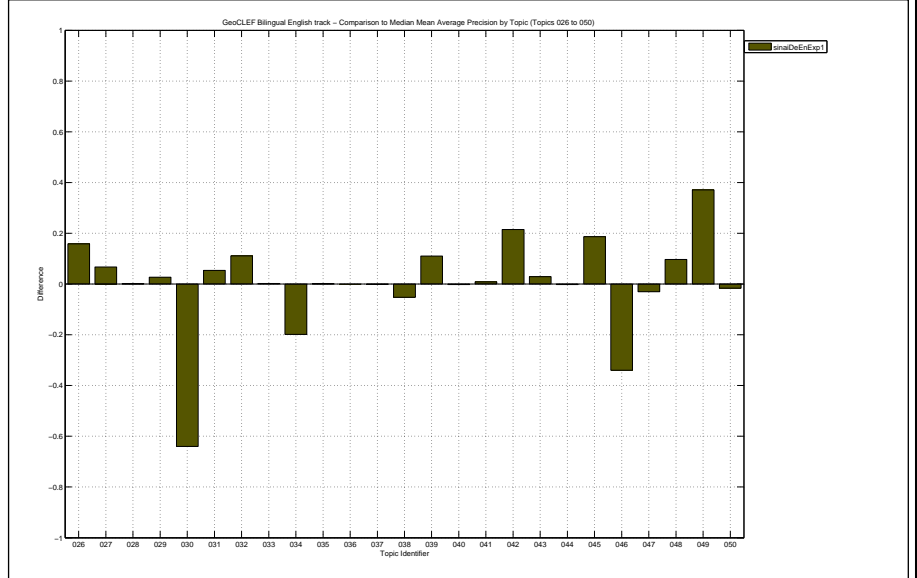
18.68



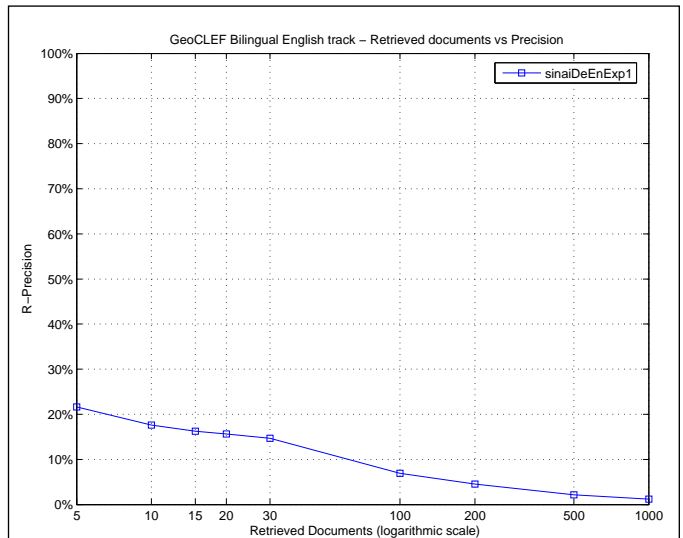
Mean Average Precision	
Maximum	0.9625
Minimum	0.0000
First Quartile	0.0119
Second Quartile	0.0884
Third Quartile	0.2174
Interquartile range	0.2054
Mean	0.1868
Standard Deviation	0.2643
Lower Outlier Threshold	0.0000
Upper Outlier Threshold	0.3203
Mean With No Outliers	0.0990
Std With No Outliers	0.0971



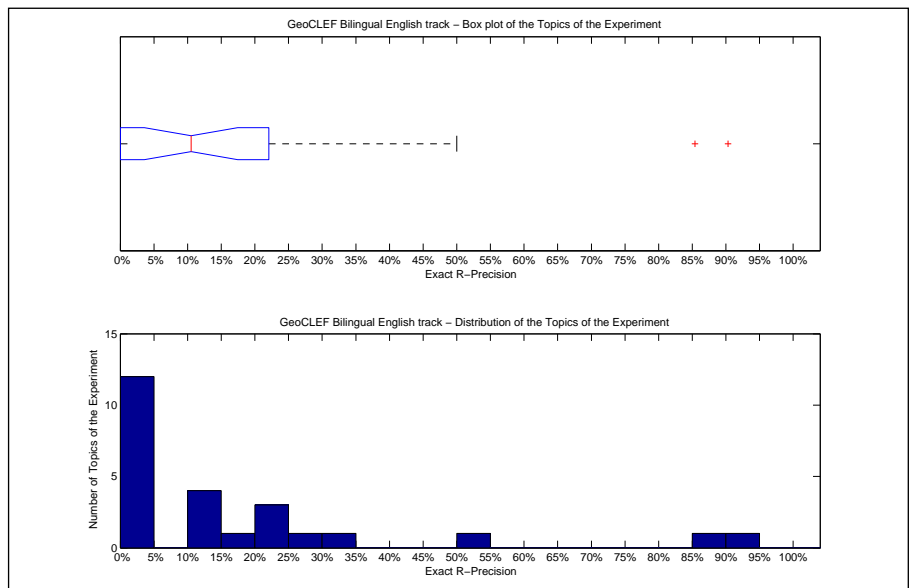
Precision averages (%) for individual queries			
Topic 026	19.05	Topic 039	15.98
Topic 027	6.72	Topic 040	32.03
Topic 028	11.88	Topic 041	1.14
Topic 029	11.53	Topic 042	25.00
Topic 030	3.49	Topic 043	3.49
Topic 031	24.41	Topic 044	7.41
Topic 032	96.25	Topic 045	20.85
Topic 033	0.25	Topic 046	5.91
Topic 034	8.84	Topic 047	0.16
Topic 035	1.21	Topic 048	90.47
Topic 036	0.00	Topic 049	62.50
Topic 037	0.00	Topic 050	18.02
Topic 038	0.51		



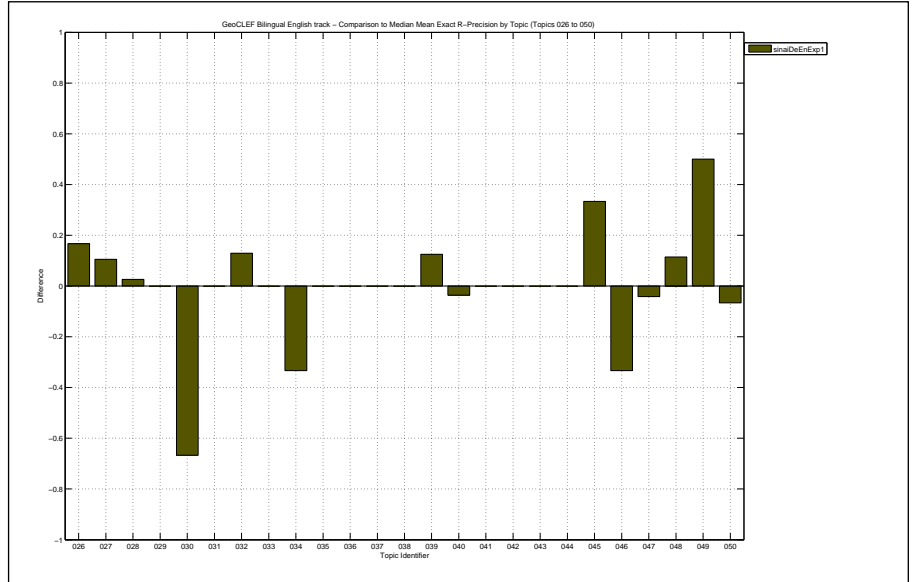
Docs Cutoff Levels	Precision at DCL (%)
5 docs	21.60
10 docs	17.60
15 docs	16.27
20 docs	15.60
30 docs	14.67
100 docs	6.92
200 docs	4.50
500 docs	2.14
1000 docs	1.17
R-Precision (precision after R document retrieved, where R = Relevant retrieved)	
	16.49



Exact R-Precision	
Maximum	0.9032
Minimum	0.0000
First Quartile	0.0000
Second Quartile	0.1053
Third Quartile	0.2208
Interquartile range	0.2208
Mean	0.1649
Standard Deviation	0.2517
Lower Outlier Threshold	0.0000
Upper Outlier Threshold	0.5000
Mean With No Outliers	0.1029
Std With No Outliers	0.1369



Precision averages (%) for individual queries			
Topic 026	22.22	Topic 039	12.50
Topic 027	10.53	Topic 040	28.57
Topic 028	15.79	Topic 041	0.00
Topic 029	11.11	Topic 042	0.00
Topic 030	0.00	Topic 043	0.00
Topic 031	22.03	Topic 044	10.53
Topic 032	90.32	Topic 045	33.33
Topic 033	0.00	Topic 046	0.00
Topic 034	0.00	Topic 047	0.00
Topic 035	0.00	Topic 048	85.42
Topic 036	0.00	Topic 049	50.00
Topic 037	0.00	Topic 050	20.00
Topic 038	0.00		

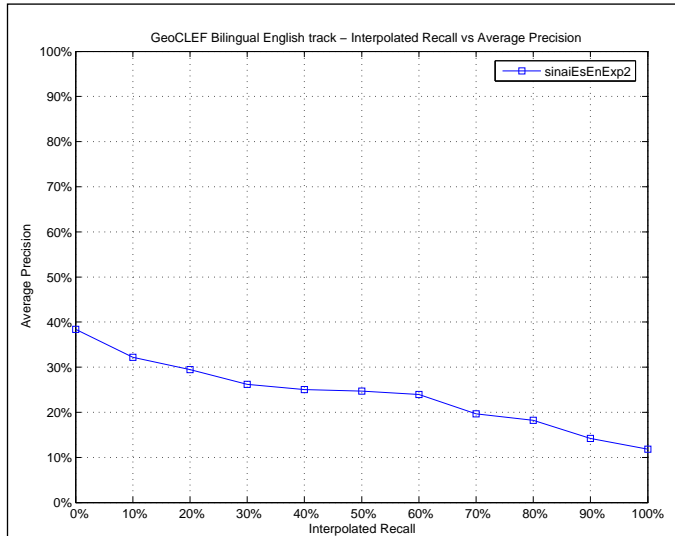


Overall statistics for 25 queries :	
Total number of documents over all queries	
Retrieved	25,000
Relevant	378
Relevant retrieved	312
Geometric Mean Average Precision	0.0364
Binary Preference (BPREF)	0.1811

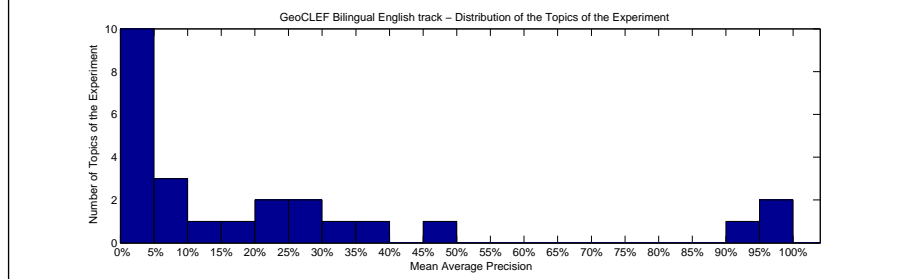
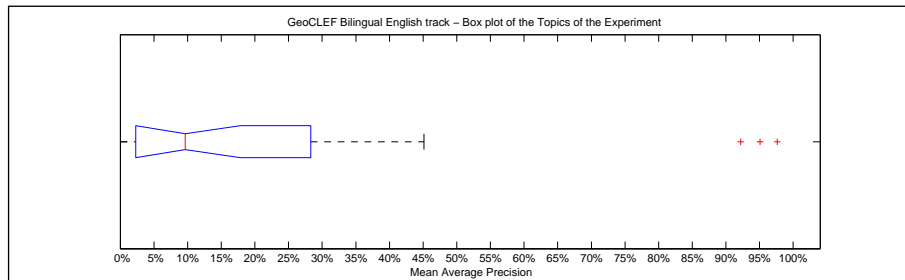
Priority	2
Query Construction	AUTOMATIC
Source Language	Spanish; Castilian
Topic Fields	title, description
Pooled	true

Caso Base ESEN

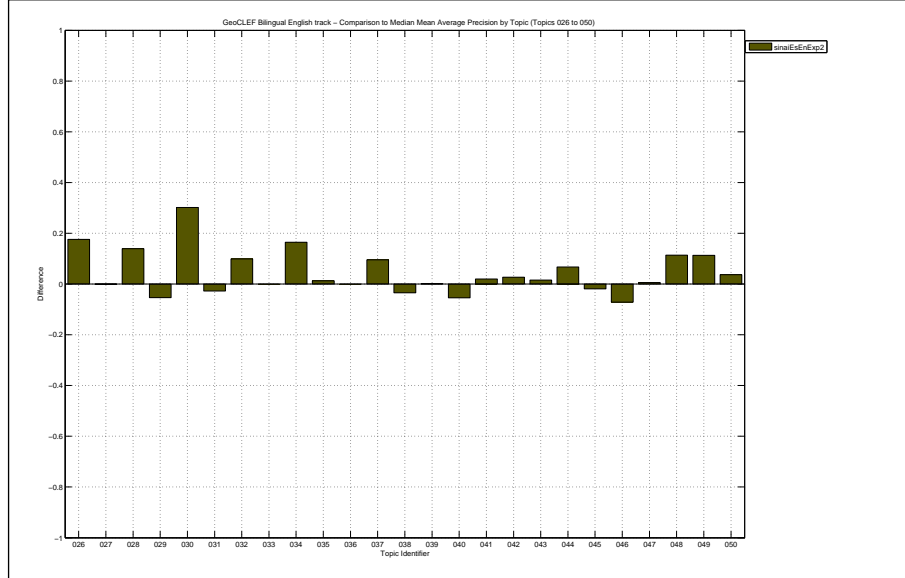
Interploated Recall (%)	Precision Averages (%)
0	38.36
10	32.16
20	29.44
30	26.16
40	25.05
50	24.67
60	23.93
70	19.69
80	18.20
90	14.24
100	11.83
Average precision (non-interpolated) for all relevant documents (averaged over queries)	
	22.56



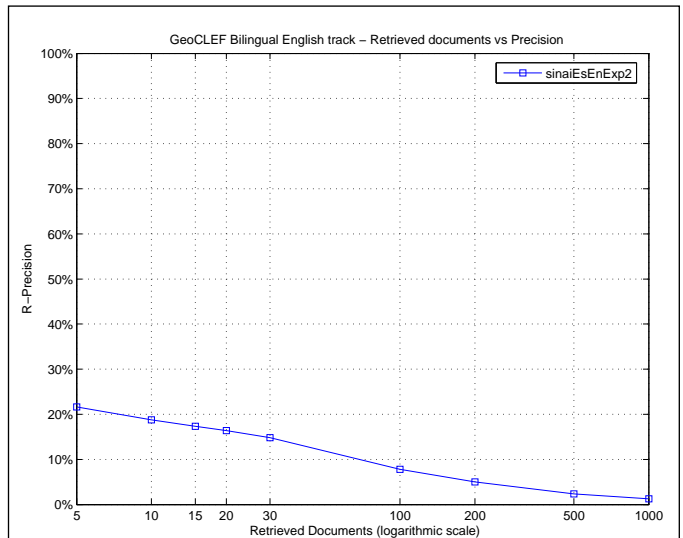
Mean Average Precision	
Maximum	0.9762
Minimum	0.0000
First Quartile	0.0229
Second Quartile	0.0966
Third Quartile	0.2829
Interquartile range	0.2600
Mean	0.2256
Standard Deviation	0.3015
Lower Outlier Threshold	0.0000
Upper Outlier Threshold	0.4514
Mean With No Outliers	0.1269
Std With No Outliers	0.1370



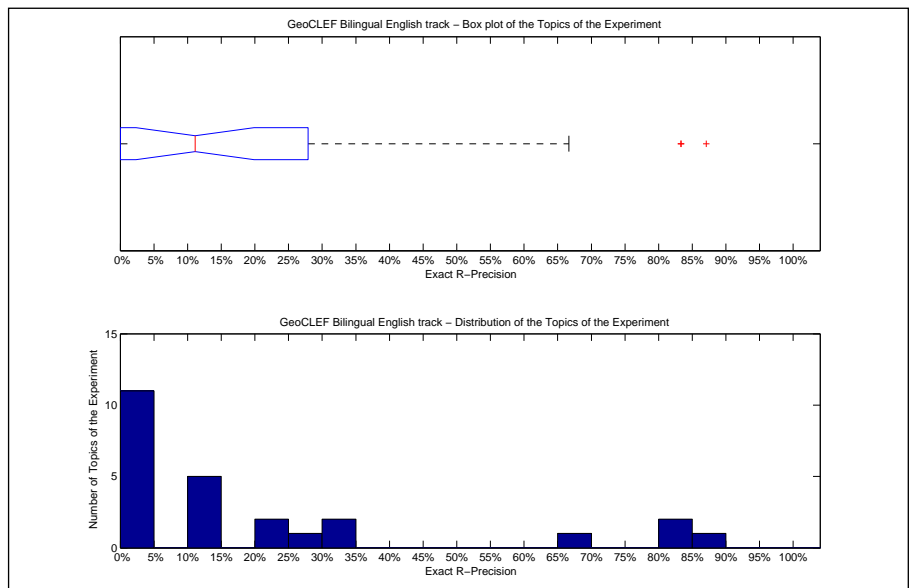
Precision averages (%) for individual queries			
Topic 026	20.81	Topic 039	5.06
Topic 027	0.00	Topic 040	26.80
Topic 028	25.64	Topic 041	2.25
Topic 029	3.47	Topic 042	6.16
Topic 030	97.62	Topic 043	2.20
Topic 031	16.26	Topic 044	14.37
Topic 032	95.07	Topic 045	0.28
Topic 033	0.00	Topic 046	32.78
Topic 034	45.14	Topic 047	3.72
Topic 035	2.31	Topic 048	92.19
Topic 036	0.00	Topic 049	36.67
Topic 037	9.66	Topic 050	23.30
Topic 038	2.33		



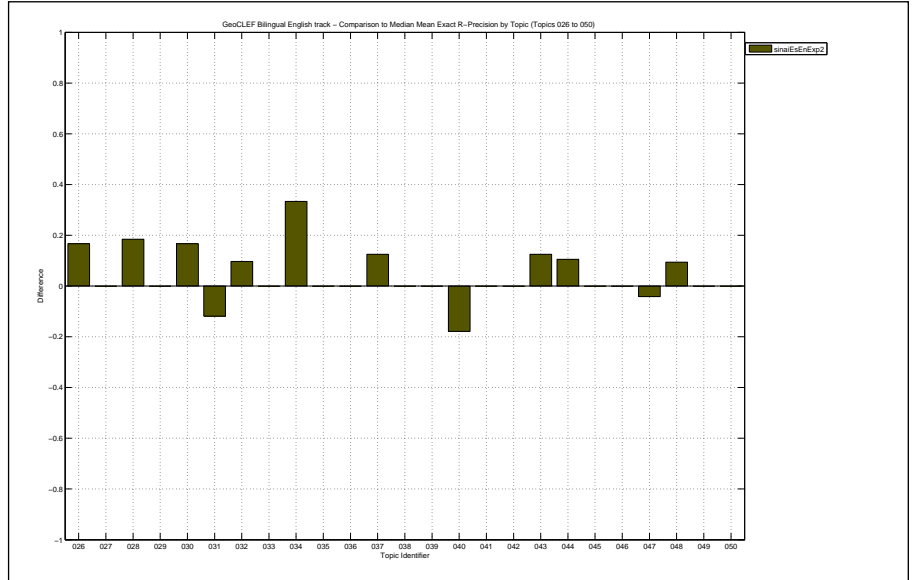
Docs Cutoff Levels	Precision at DCL (%)
5 docs	21.60
10 docs	18.80
15 docs	17.33
20 docs	16.40
30 docs	14.80
100 docs	7.80
200 docs	5.02
500 docs	2.38
1000 docs	1.25
R-Precision (precision after R document retrieved, where R = Relevant retrieved)	
	20.63



Exact R-Precision	
Maximum	0.8710
Minimum	0.0000
First Quartile	0.0000
Second Quartile	0.1111
Third Quartile	0.2789
Interquartile range	0.2789
Mean	0.2063
Standard Deviation	0.2870
Lower Outlier Threshold	0.0000
Upper Outlier Threshold	0.6667
Mean With No Outliers	0.1191
Std With No Outliers	0.1665



Precision averages (%) for individual queries			
Topic 026	22.22	Topic 039	0.00
Topic 027	0.00	Topic 040	14.29
Topic 028	31.58	Topic 041	0.00
Topic 029	11.11	Topic 042	0.00
Topic 030	83.33	Topic 043	12.50
Topic 031	10.17	Topic 044	21.05
Topic 032	87.10	Topic 045	0.00
Topic 033	0.00	Topic 046	33.33
Topic 034	66.67	Topic 047	0.00
Topic 035	0.00	Topic 048	83.33
Topic 036	0.00	Topic 049	0.00
Topic 037	12.50	Topic 050	26.67
Topic 038	0.00		

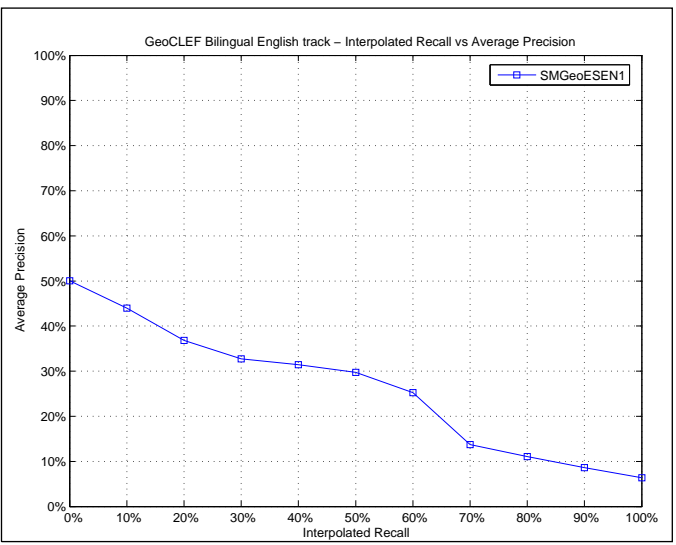


Overall statistics for 25 queries :		Priority	1
Total number of documents over all queries		Query Construction	MANUAL
Retrieved	24,252	Source Language	Spanish; Castilian
Relevant	378	Topic Fields	title, description, narrative
Relevant retrieved	318	Pooled	true
Geometric Mean Average Precision		Spanish-English using all topic fields and other sources	
Binary Preference (BPREF)		0.2164	

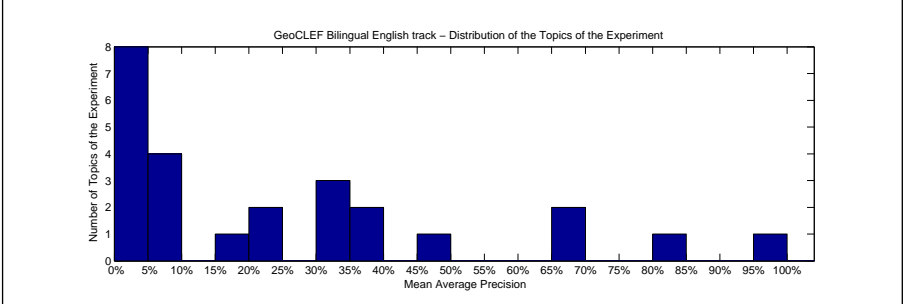
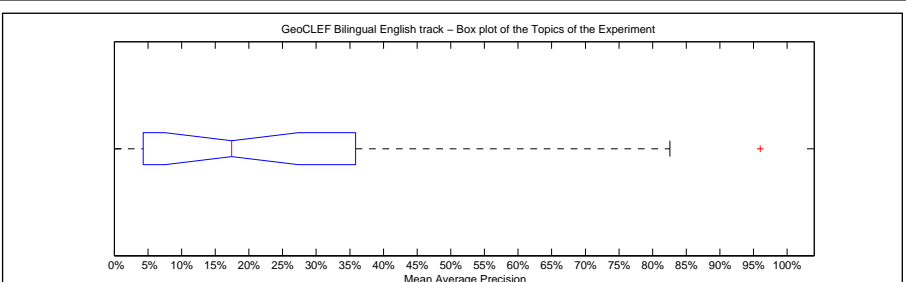
Interploated Recall (%)	Precision Averages (%)
0	50.00
10	43.95
20	36.81
30	32.72
40	31.41
50	29.72
60	25.24
70	13.74
80	11.06
90	8.59
100	6.39

Average precision (non-interpolated) for all relevant documents (averaged over queries)

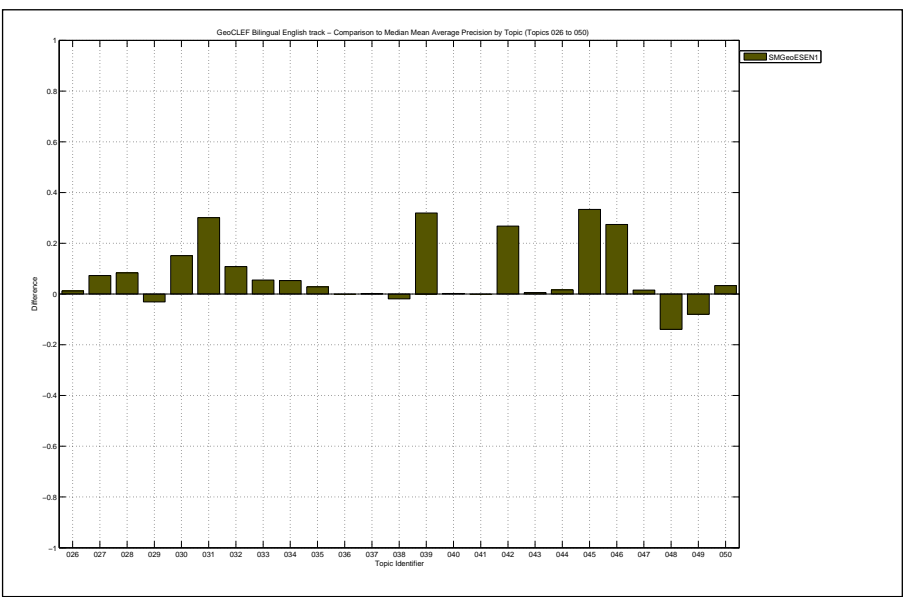
25.52



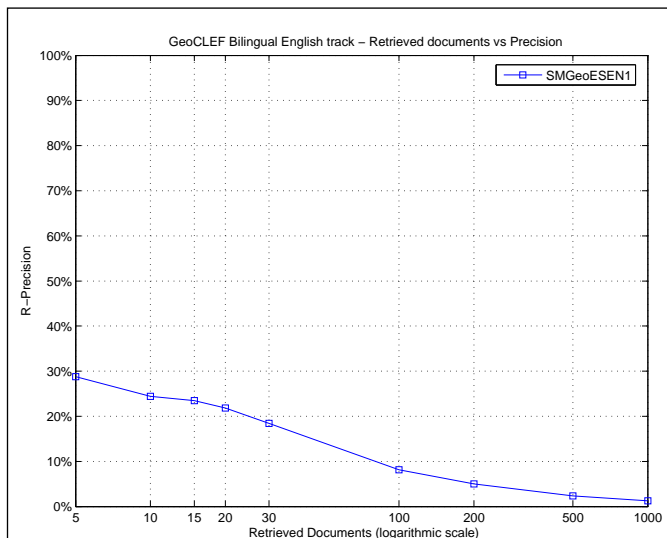
Mean Average Precision	
Maximum	0.9601
Minimum	0.0000
First Quartile	0.0430
Second Quartile	0.1743
Third Quartile	0.3584
Interquartile range	0.3154
Mean	0.2552
Standard Deviation	0.2771
Lower Outlier Threshold	0.0000
Upper Outlier Threshold	0.8258
Mean With No Outliers	0.2258
Std With No Outliers	0.2400



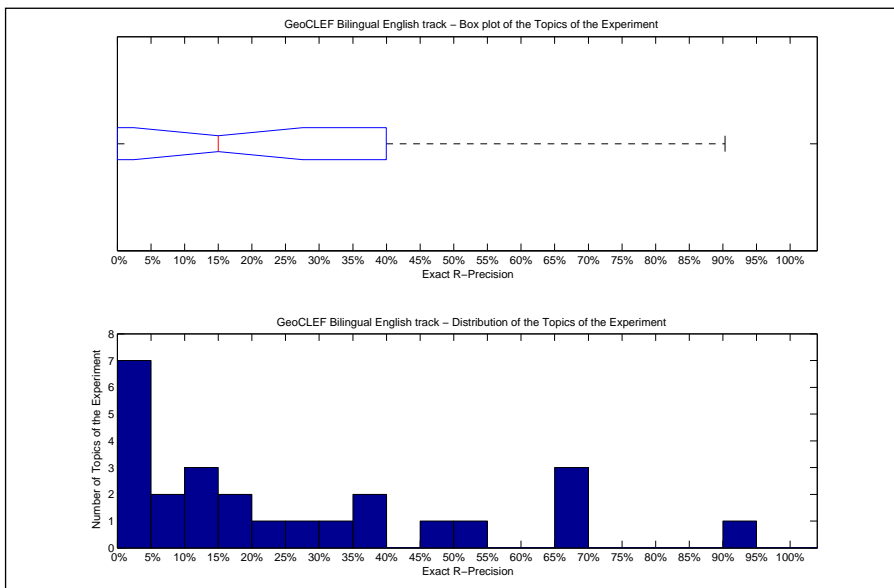
Precision averages (%) for individual queries			
Topic 026	4.43	Topic 039	36.86
Topic 027	7.30	Topic 040	32.50
Topic 028	20.03	Topic 041	0.30
Topic 029	5.72	Topic 042	30.26
Topic 030	82.58	Topic 043	1.22
Topic 031	49.12	Topic 044	9.27
Topic 032	96.01	Topic 045	35.50
Topic 033	5.52	Topic 046	67.30
Topic 034	33.99	Topic 047	4.75
Topic 035	3.90	Topic 048	66.89
Topic 036	0.00	Topic 049	17.43
Topic 037	0.29	Topic 050	23.01
Topic 038	3.85		



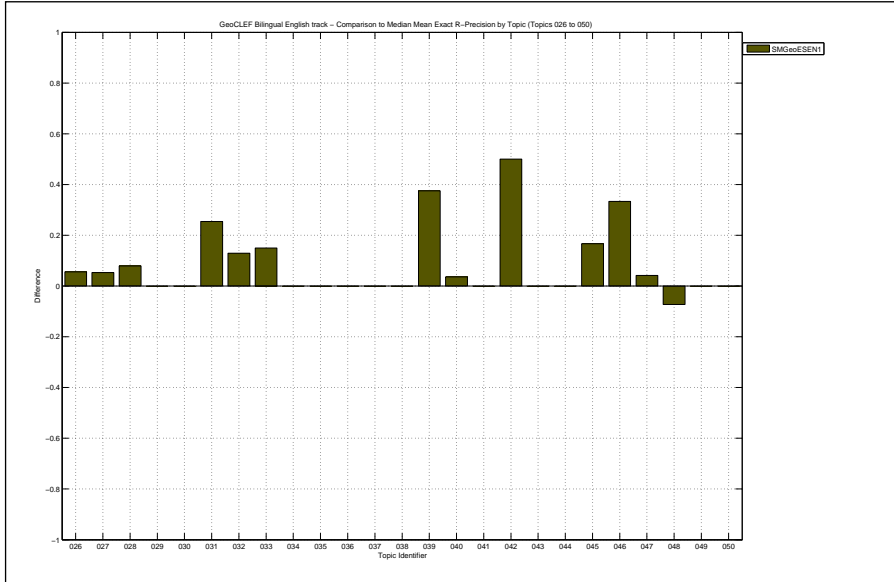
Docs Cutoff Levels	Precision at DCL (%)
5 docs	28.80
10 docs	24.40
15 docs	23.47
20 docs	21.80
30 docs	18.40
100 docs	8.16
200 docs	5.00
500 docs	2.34
1000 docs	1.27
R-Precision (precision after R document retrieved, where R = Relevant retrieved)	
	24.80



Exact R-Precision	
Maximum	0.9032
Minimum	0.0000
First Quartile	0.0000
Second Quartile	0.1500
Third Quartile	0.3999
Interquartile range	0.3999
Mean	0.2480
Standard Deviation	0.2643
Lower Outlier Threshold	0.0000
Upper Outlier Threshold	0.9032
Mean With No Outliers	0.2480
Std With No Outliers	0.2643

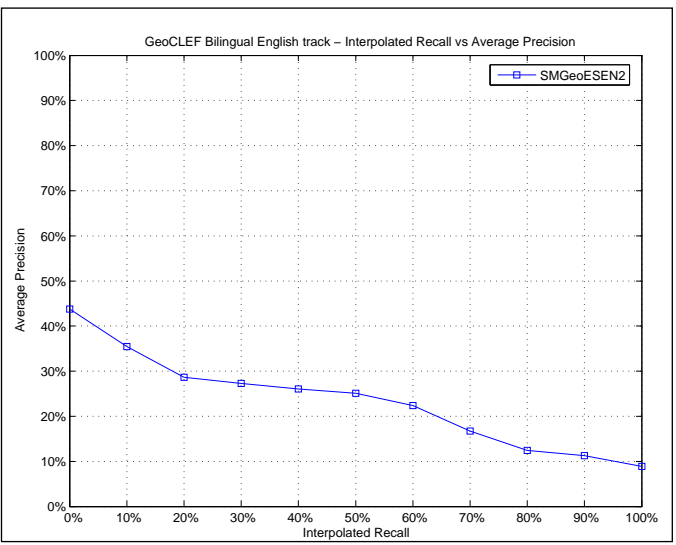


Precision averages (%) for individual queries			
Topic 026	11.11	Topic 039	37.50
Topic 027	5.26	Topic 040	35.71
Topic 028	21.05	Topic 041	0.00
Topic 029	11.11	Topic 042	50.00
Topic 030	66.67	Topic 043	0.00
Topic 031	47.46	Topic 044	10.53
Topic 032	90.32	Topic 045	16.67
Topic 033	15.00	Topic 046	66.67
Topic 034	33.33	Topic 047	8.33
Topic 035	0.00	Topic 048	66.67
Topic 036	0.00	Topic 049	0.00
Topic 037	0.00	Topic 050	26.67
Topic 038	0.00		

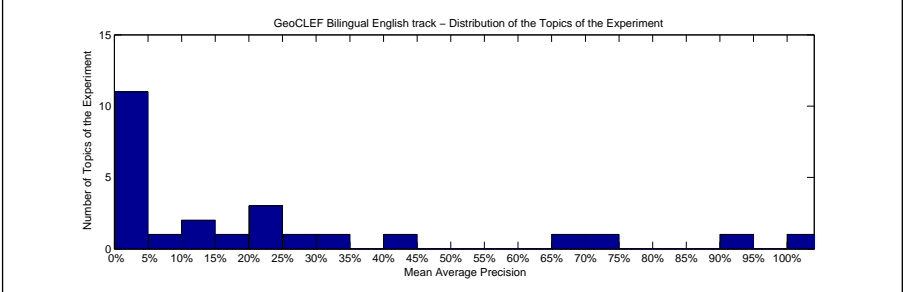
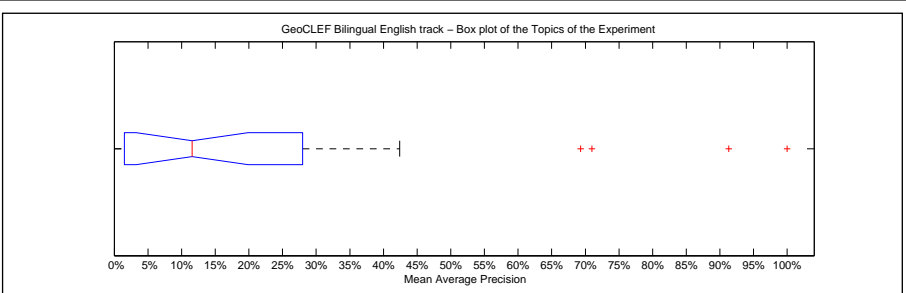


Overall statistics for 25 queries :		Priority	2
Total number of documents over all queries		Query Construction	AUTOMATIC
Retrieved	25,000	Source Language	Spanish; Castilian
Relevant	378	Topic Fields	title, description
Relevant retrieved	303	Pooled	true
Geometric Mean Average Precision		Automatic Spanish English title+des	
Binary Preference (BPREF)		0.2039	

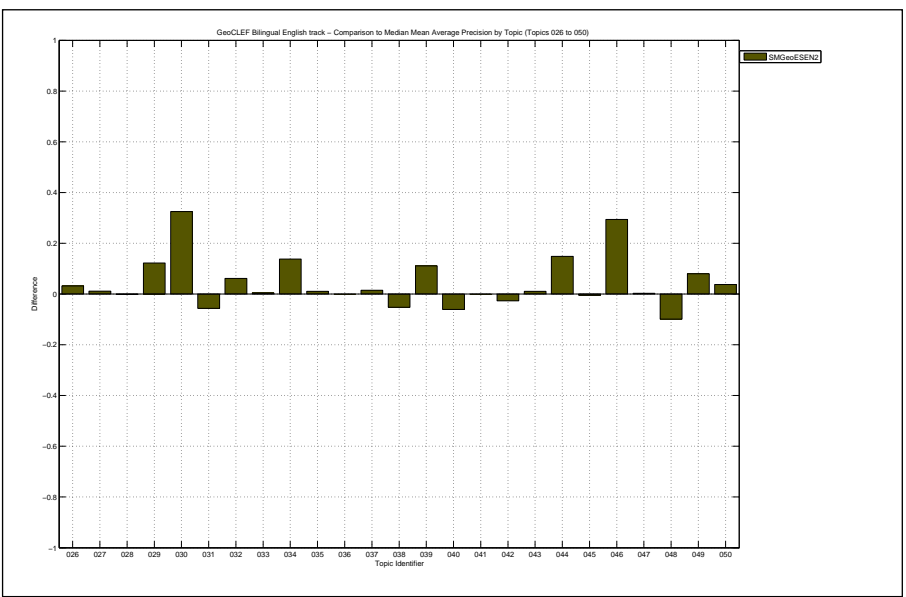
Interploated Recall (%)	Precision Averages (%)
0	43.77
10	35.49
20	28.62
30	27.29
40	26.08
50	25.13
60	22.38
70	16.74
80	12.44
90	11.27
100	8.86
Average precision (non-interpolated) for all relevant documents (averaged over queries)	
22.46	



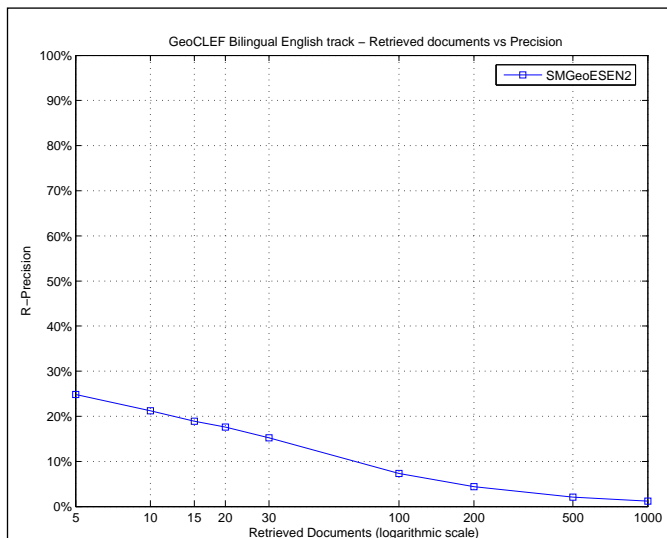
Mean Average Precision	
Maximum	1.0000
Minimum	0.0000
First Quartile	0.0150
Second Quartile	0.1157
Third Quartile	0.2798
Interquartile range	0.2648
Mean	0.2246
Standard Deviation	0.2979
Lower Outlier Threshold	0.0000
Upper Outlier Threshold	0.4242
Mean With No Outliers	0.1095
Std With No Outliers	0.1268



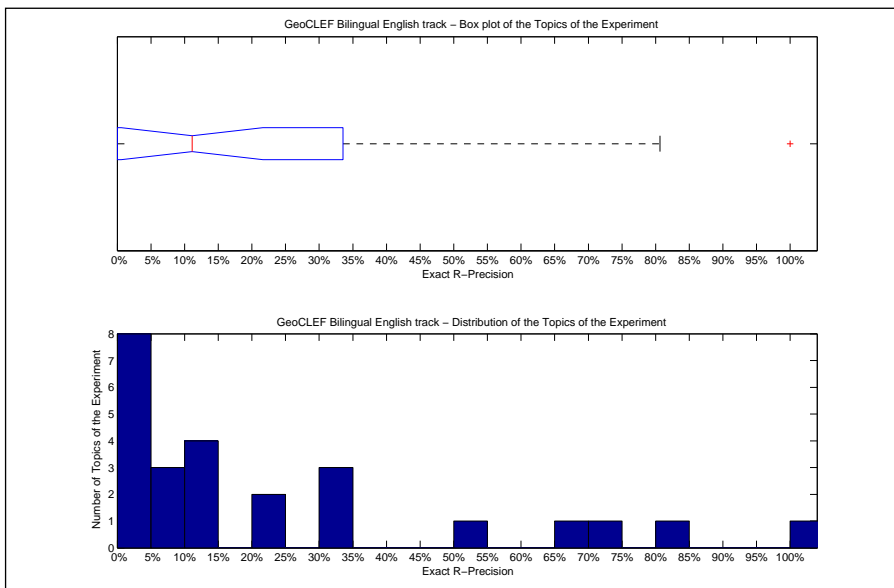
Precision averages (%) for individual queries			
Topic 026	6.35	Topic 039	16.01
Topic 027	1.18	Topic 040	26.20
Topic 028	11.57	Topic 041	0.23
Topic 029	21.08	Topic 042	0.82
Topic 030	100.00	Topic 043	1.67
Topic 031	13.41	Topic 044	22.48
Topic 032	91.32	Topic 045	1.67
Topic 033	0.46	Topic 046	69.30
Topic 034	42.42	Topic 047	3.44
Topic 035	2.10	Topic 048	70.96
Topic 036	0.00	Topic 049	33.33
Topic 037	1.60	Topic 050	23.43
Topic 038	0.56		



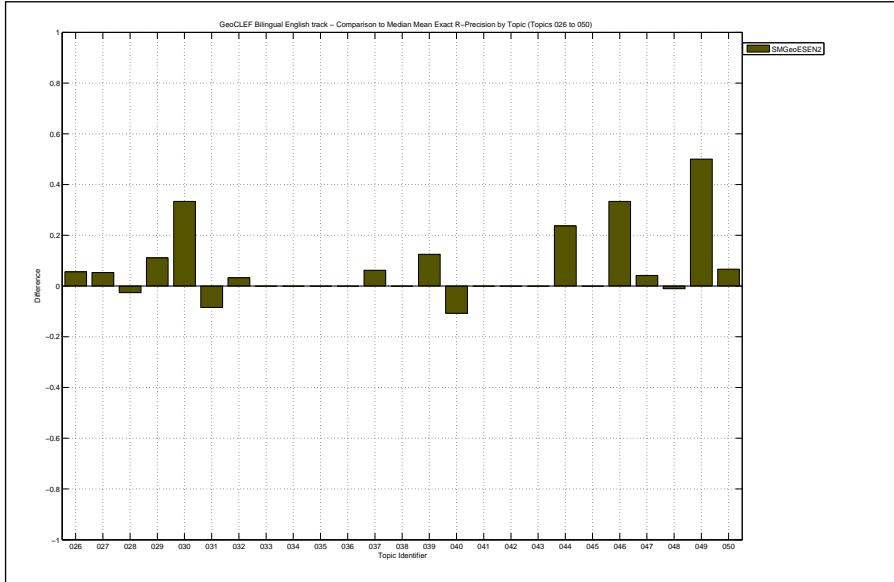
Docs Cutoff Levels	Precision at DCL (%)
5 docs	24.80
10 docs	21.20
15 docs	18.93
20 docs	17.60
30 docs	15.20
100 docs	7.32
200 docs	4.40
500 docs	2.06
1000 docs	1.21
R-Precision (precision after R document retrieved, where R = Relevant retrieved)	
	23.29



Exact R-Precision	
Maximum	1.0000
Minimum	0.0000
First Quartile	0.0000
Second Quartile	0.1111
Third Quartile	0.3355
Interquartile range	0.3355
Mean	0.2329
Standard Deviation	0.2905
Lower Outlier Threshold	0.0000
Upper Outlier Threshold	0.8065
Mean With No Outliers	0.2010
Std With No Outliers	0.2479



Precision averages (%) for individual queries			
Topic 026	11.11	Topic 039	12.50
Topic 027	5.26	Topic 040	21.43
Topic 028	10.53	Topic 041	0.00
Topic 029	22.22	Topic 042	0.00
Topic 030	100.00	Topic 043	0.00
Topic 031	13.56	Topic 044	34.21
Topic 032	80.65	Topic 045	0.00
Topic 033	0.00	Topic 046	66.67
Topic 034	33.33	Topic 047	8.33
Topic 035	0.00	Topic 048	72.92
Topic 036	0.00	Topic 049	50.00
Topic 037	6.25	Topic 050	33.33
Topic 038	0.00		





Overall statistics for 25 queries :	
Total number of documents over all queries	
Retrieved	25,000
Relevant	2,054
Relevant retrieved	1,504
Geometric Mean Average Precision	0.0552
Binary Preference (BPREF)	0.2676

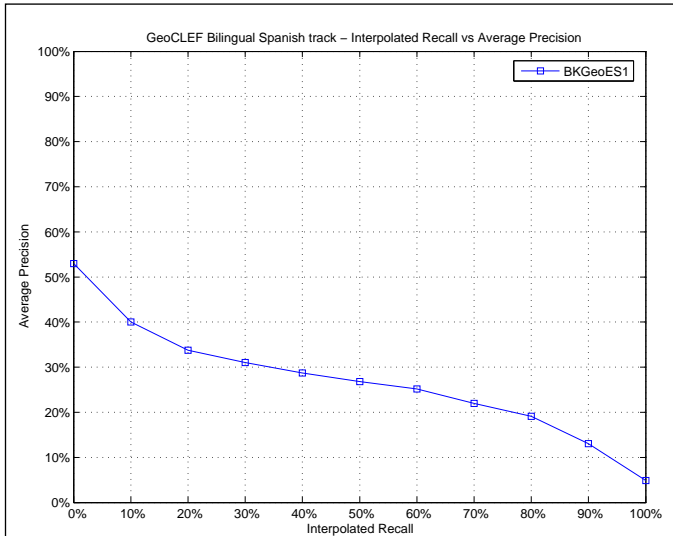
Priority	1
Query Construction	AUTOMATIC
Source Language	English
Topic Fields	title, description
Pooled	true

EN->ES using L&H query translation. title, desc

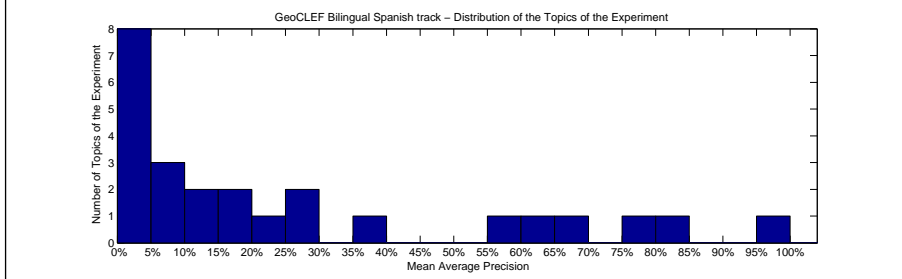
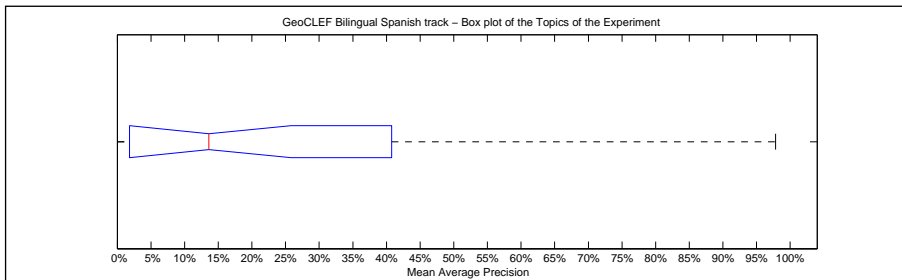
Interploated Recall (%)	Precision Averages (%)
0	52.97
10	40.03
20	33.75
30	31.01
40	28.71
50	26.83
60	25.15
70	21.98
80	19.08
90	13.02
100	4.85

Average precision (non-interpolated) for all relevant documents (averaged over queries)

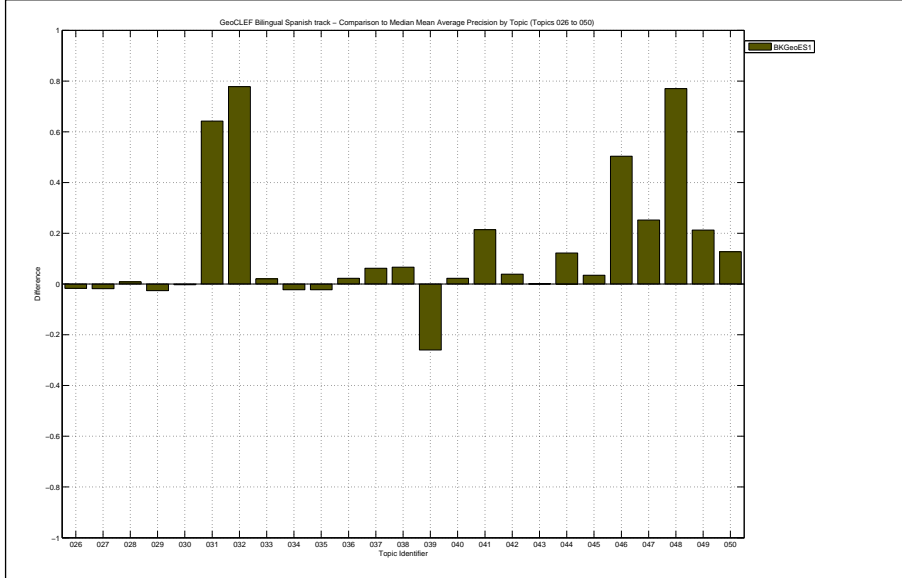
25.71



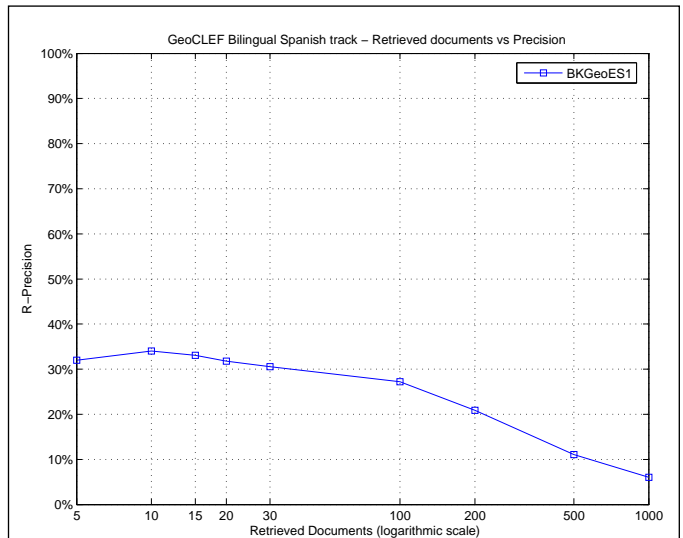
Mean Average Precision	
Maximum	0.9782
Minimum	0.0000
First Quartile	0.0184
Second Quartile	0.1361
Third Quartile	0.4076
Interquartile range	0.3892
Mean	0.2571
Standard Deviation	0.3008
Lower Outlier Threshold	0.0000
Upper Outlier Threshold	0.9782
Mean With No Outliers	0.2571
Std With No Outliers	0.3008



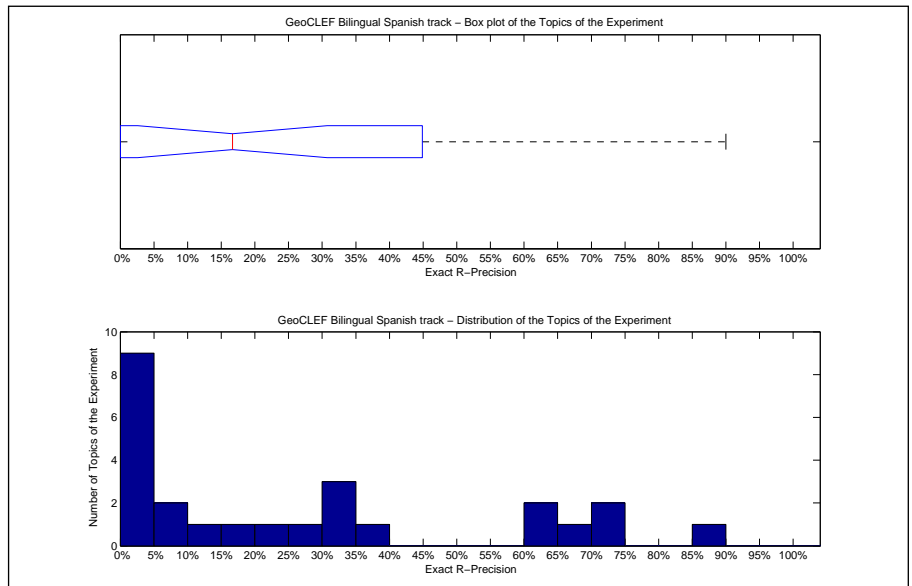
Precision averages (%) for individual queries			
Topic 026	0.01	Topic 039	0.98
Topic 027	0.84	Topic 040	56.39
Topic 028	11.51	Topic 041	22.43
Topic 029	25.94	Topic 042	35.55
Topic 030	0.00	Topic 043	0.13
Topic 031	65.65	Topic 044	18.03
Topic 032	97.82	Topic 045	5.67
Topic 033	2.12	Topic 046	61.44
Topic 034	13.61	Topic 047	28.60
Topic 035	0.71	Topic 048	82.80
Topic 036	2.96	Topic 049	78.74
Topic 037	6.28	Topic 050	17.96
Topic 038	6.63		



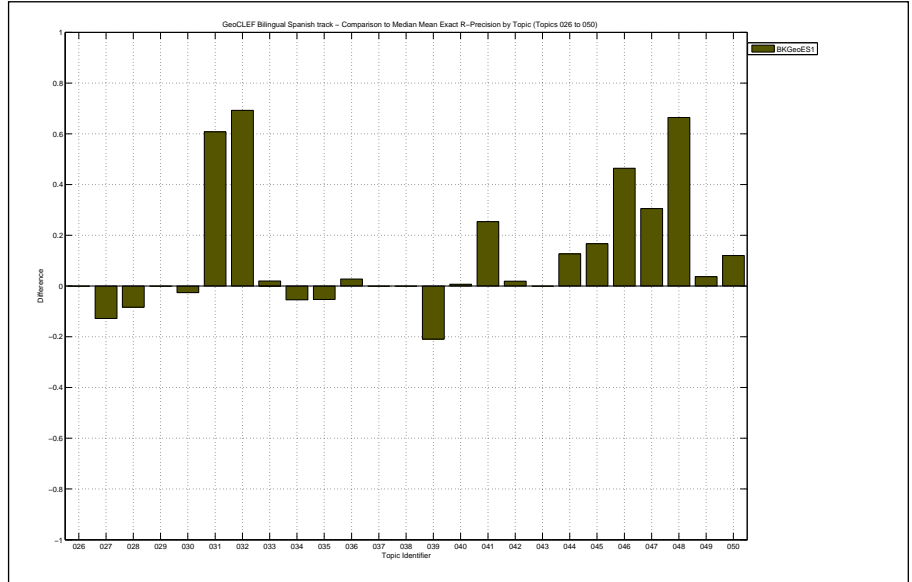
Docs Cutoff Levels	Precision at DCL (%)
5 docs	32.00
10 docs	34.00
15 docs	33.07
20 docs	31.80
30 docs	30.53
100 docs	27.20
200 docs	20.88
500 docs	11.08
1000 docs	6.02
R-Precision (precision after R document retrieved, where R = Relevant retrieved)	
	26.45



Exact R-Precision	
Maximum	0.9000
Minimum	0.0000
First Quartile	0.0000
Second Quartile	0.1667
Third Quartile	0.4490
Interquartile range	0.4490
Mean	0.2645
Standard Deviation	0.2871
Lower Outlier Threshold	0.0000
Upper Outlier Threshold	0.9000
Mean With No Outliers	0.2645
Std With No Outliers	0.2871



Precision averages (%) for individual queries			
Topic 026	0.00	Topic 039	2.99
Topic 027	0.00	Topic 040	61.87
Topic 028	5.56	Topic 041	34.67
Topic 029	30.30	Topic 042	39.62
Topic 030	0.00	Topic 043	0.00
Topic 031	67.45	Topic 044	28.16
Topic 032	90.00	Topic 045	16.67
Topic 033	3.00	Topic 046	60.71
Topic 034	13.51	Topic 047	33.90
Topic 035	0.00	Topic 048	73.96
Topic 036	6.36	Topic 049	70.51
Topic 037	0.00	Topic 050	22.00
Topic 038	0.00		



Overall statistics for 25 queries :	
Total number of documents over all queries	
Retrieved	25,000
Relevant	2,054
Relevant retrieved	1,450
Geometric Mean Average Precision	0.0421
Binary Preference (BPREF)	0.2882

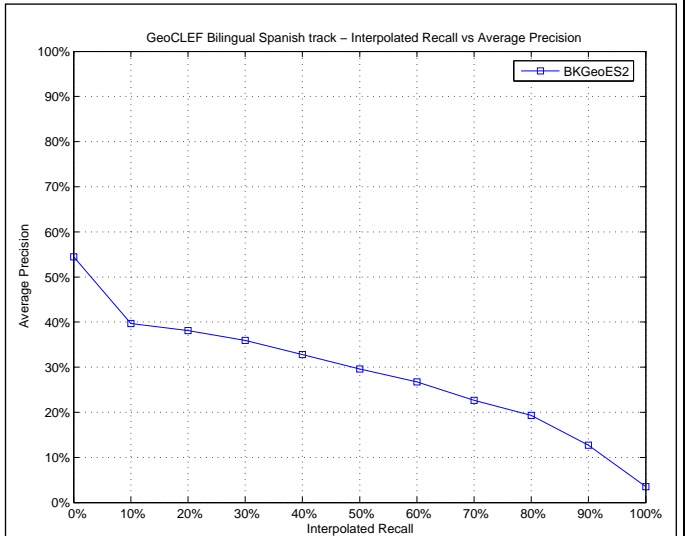
Priority	2
Query Construction	AUTOMATIC
Source Language	English
Topic Fields	title, description, narrative
Pooled	true

EN->ES using L&H query translation. title, desc and narrative

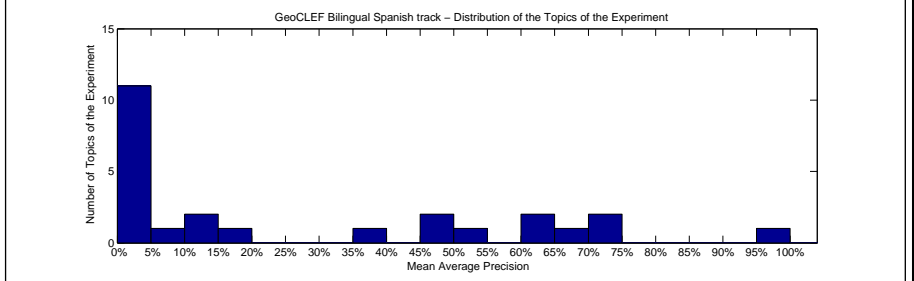
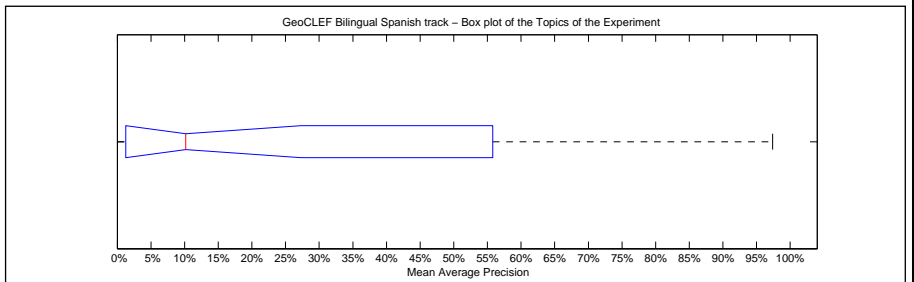
Interploated Recall (%)	Precision Averages (%)
0	54.49
10	39.70
20	38.13
30	35.96
40	32.79
50	29.58
60	26.75
70	22.65
80	19.31
90	12.71
100	3.53

Average precision (non-interpolated) for all relevant documents (averaged over queries)

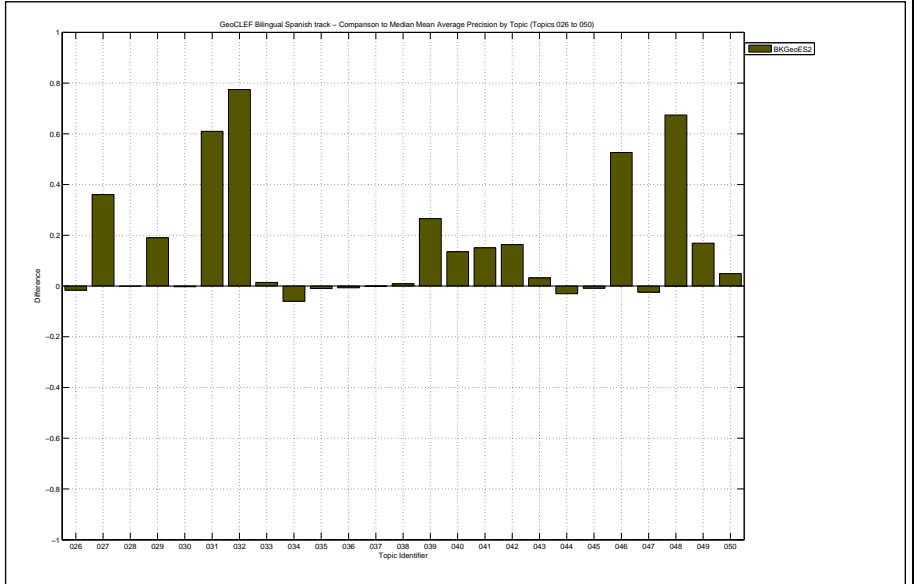
27.45



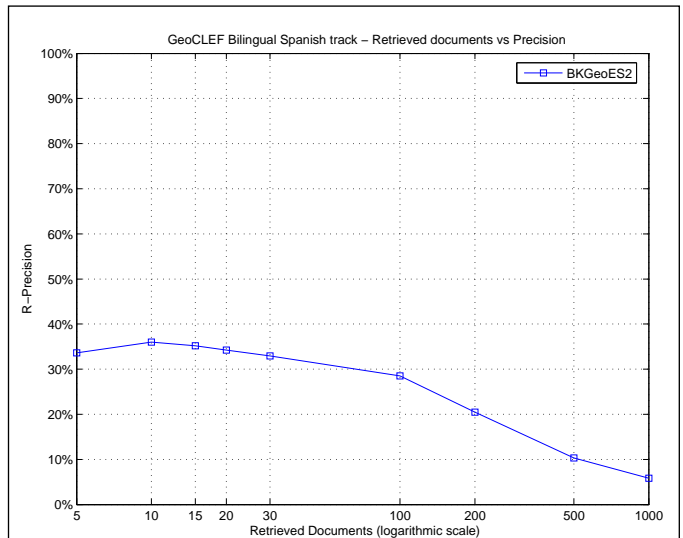
Mean Average Precision	
Maximum	0.9740
Minimum	0.0000
First Quartile	0.0128
Second Quartile	0.1018
Third Quartile	0.5579
Interquartile range	0.5451
Mean	0.2745
Standard Deviation	0.3135
Lower Outlier Threshold	0.0000
Upper Outlier Threshold	0.9740
Mean With No Outliers	0.2745
Std With No Outliers	0.3135



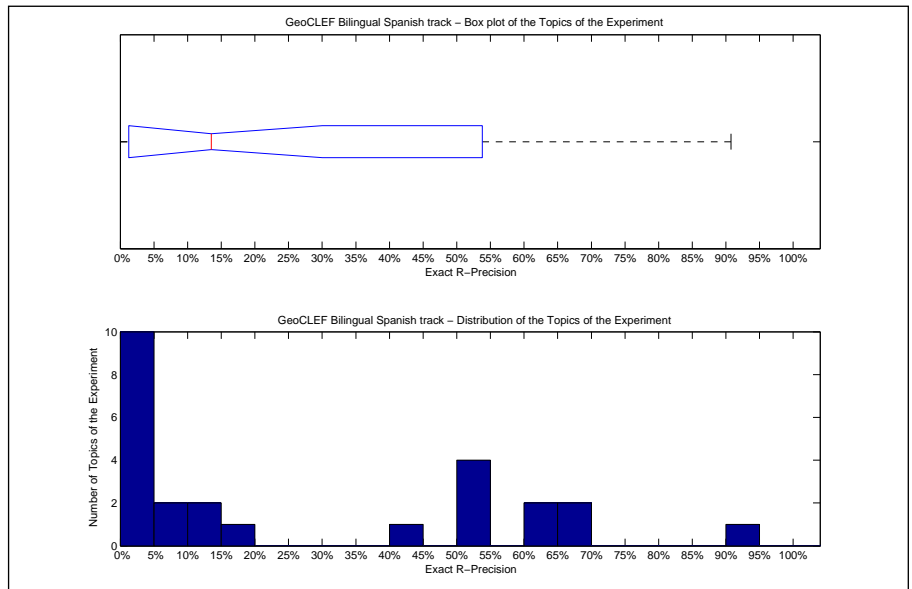
Precision averages (%) for individual queries			
Topic 026	0.11	Topic 039	53.58
Topic 027	38.67	Topic 040	67.60
Topic 028	10.67	Topic 041	16.07
Topic 029	47.52	Topic 042	47.96
Topic 030	0.00	Topic 043	3.18
Topic 031	62.41	Topic 044	2.83
Topic 032	97.40	Topic 045	1.38
Topic 033	1.53	Topic 046	63.69
Topic 034	9.83	Topic 047	0.97
Topic 035	2.03	Topic 048	73.23
Topic 036	0.02	Topic 049	74.35
Topic 037	0.00	Topic 050	10.18
Topic 038	0.93		



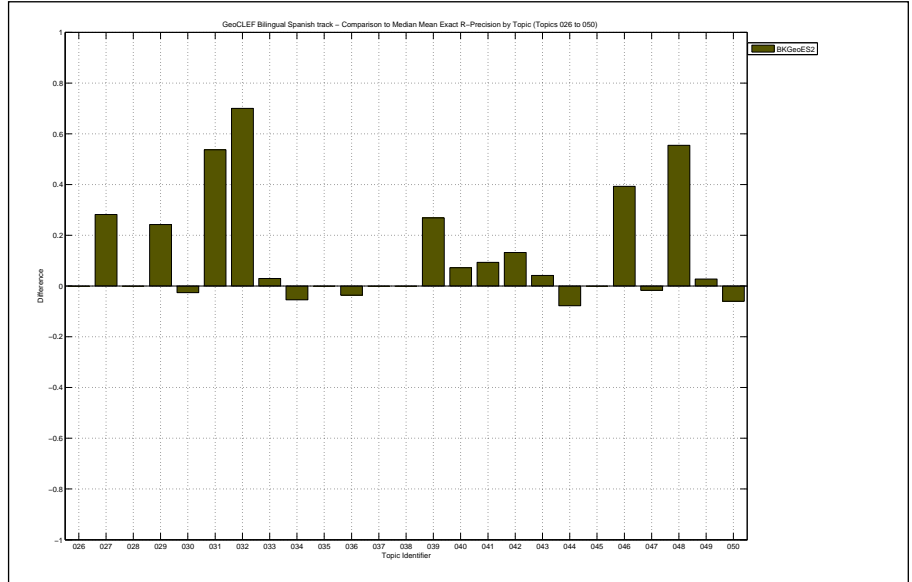
Docs Cutoff Levels	Precision at DCL (%)
5 docs	33.60
10 docs	36.00
15 docs	35.20
20 docs	34.20
30 docs	32.93
100 docs	28.48
200 docs	20.48
500 docs	10.34
1000 docs	5.80
R-Precision (precision after R document retrieved, where R = Relevant retrieved)	
	27.04



Exact R-Precision	
Maximum	0.9077
Minimum	0.0000
First Quartile	0.0127
Second Quartile	0.1351
Third Quartile	0.5381
Interquartile range	0.5254
Mean	0.2704
Standard Deviation	0.2934
Lower Outlier Threshold	0.0000
Upper Outlier Threshold	0.9077
Mean With No Outliers	0.2704
Std With No Outliers	0.2934



Precision averages (%) for individual queries			
Topic 026	0.00	Topic 039	50.75
Topic 027	41.03	Topic 040	68.35
Topic 028	13.89	Topic 041	18.67
Topic 029	54.55	Topic 042	50.94
Topic 030	0.00	Topic 043	4.17
Topic 031	60.39	Topic 044	7.77
Topic 032	90.77	Topic 045	0.00
Topic 033	4.00	Topic 046	53.57
Topic 034	13.51	Topic 047	1.69
Topic 035	5.26	Topic 048	63.02
Topic 036	0.00	Topic 049	69.59
Topic 037	0.00	Topic 050	4.00
Topic 038	0.00		

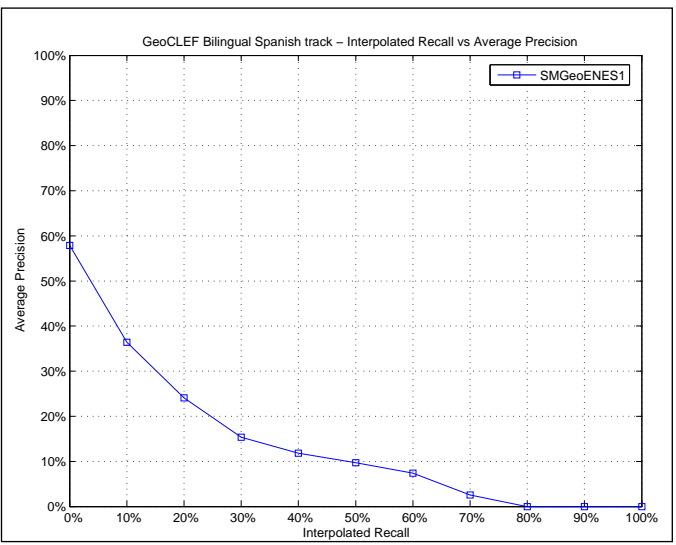


Overall statistics for 25 queries :		Priority	1
Total number of documents over all queries		Query Construction	AUTOMATIC
Retrieved	25,000	Source Language	English
Relevant	2,054	Topic Fields	title, description
Relevant retrieved	729	Pooled	true
Geometric Mean Average Precision		Automatic English Spanish title + desc	
Binary Preference (BPREF)		0.1505	

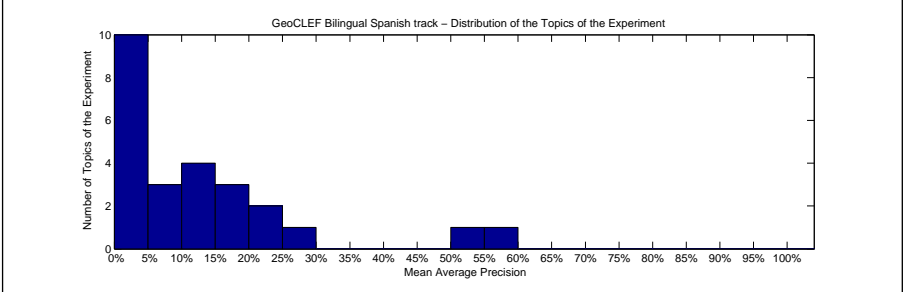
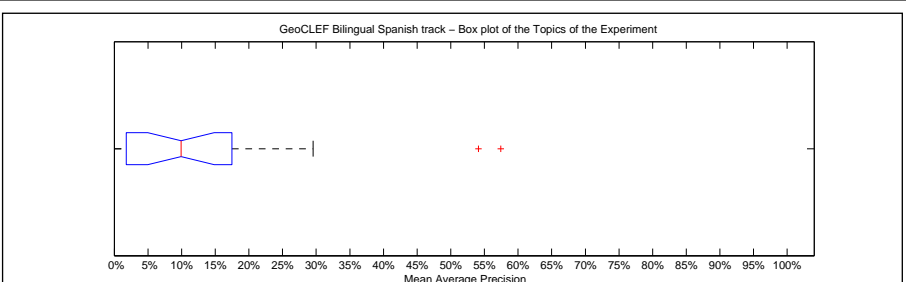
Interploated Recall (%)	Precision Averages (%)
0	57.89
10	36.39
20	24.05
30	15.35
40	11.82
50	9.72
60	7.36
70	2.52
80	0.00
90	0.00
100	0.00

Average precision (non-interpolated) for all relevant documents (averaged over queries)

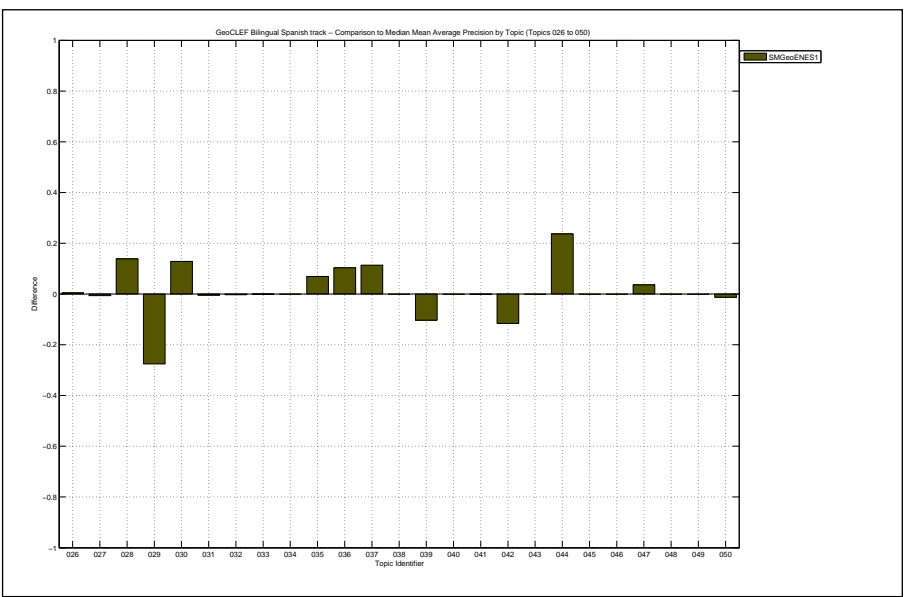
12.82



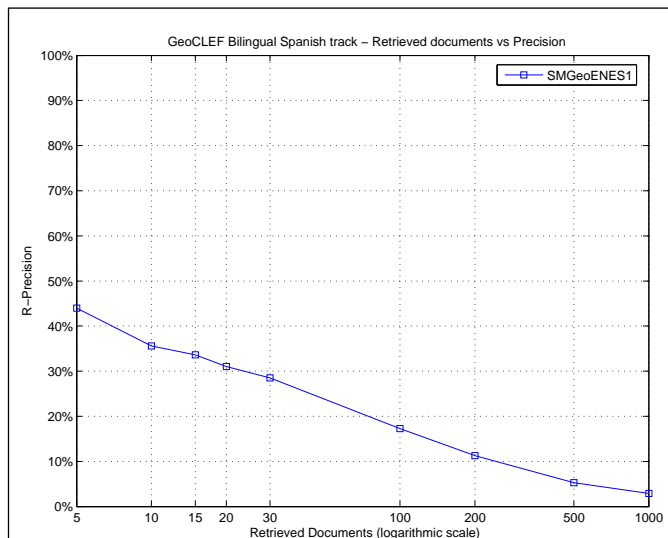
Mean Average Precision	
Maximum	0.5745
Minimum	0.0000
First Quartile	0.0179
Second Quartile	0.0991
Third Quartile	0.1747
Interquartile range	0.1568
Mean	0.1282
Standard Deviation	0.1538
Lower Outlier Threshold	0.0000
Upper Outlier Threshold	0.2954
Mean With No Outliers	0.0909
Std With No Outliers	0.0868



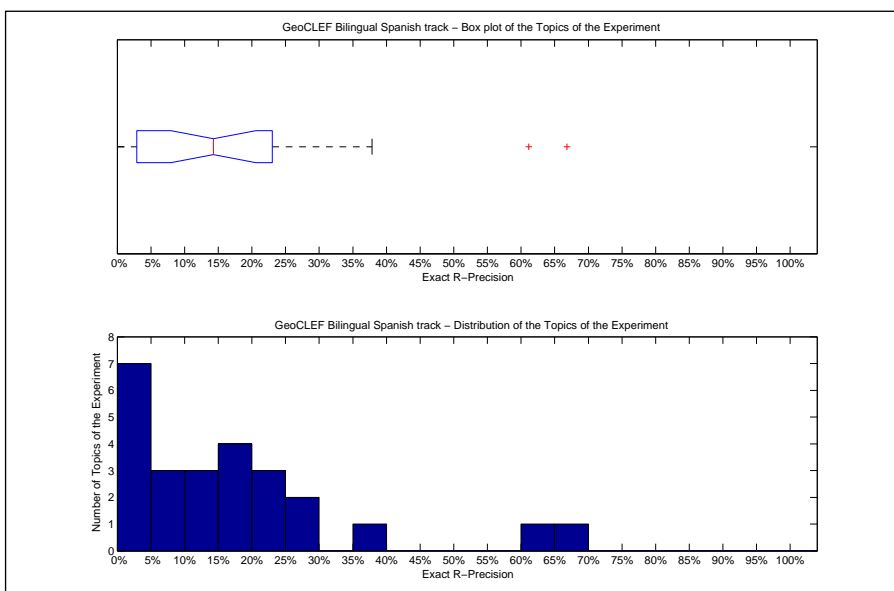
Precision averages (%) for individual queries			
Topic 026	2.12	Topic 039	16.72
Topic 027	2.04	Topic 040	54.13
Topic 028	24.55	Topic 041	0.86
Topic 029	0.98	Topic 042	20.06
Topic 030	13.11	Topic 043	0.00
Topic 031	1.02	Topic 044	29.54
Topic 032	19.71	Topic 045	2.21
Topic 033	0.01	Topic 046	11.07
Topic 034	15.87	Topic 047	6.94
Topic 035	9.91	Topic 048	5.81
Topic 036	11.02	Topic 049	57.45
Topic 037	11.45	Topic 050	4.01
Topic 038	0.00		



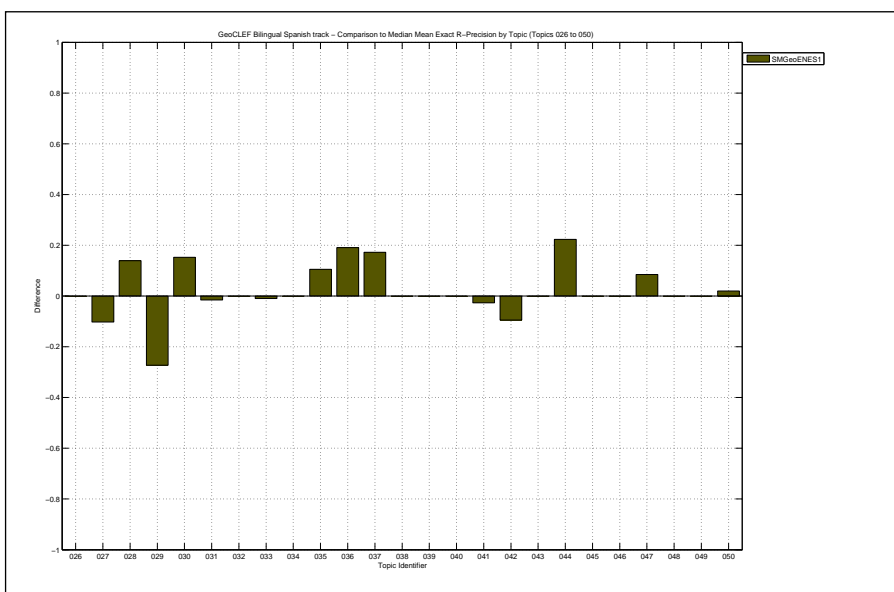
Docs Cutoff Levels	Precision at DCL (%)
5 docs	44.00
10 docs	35.60
15 docs	33.60
20 docs	31.00
30 docs	28.53
100 docs	17.28
200 docs	11.28
500 docs	5.30
1000 docs	2.92
R-Precision (precision after R document retrieved, where R = Relevant retrieved)	
	16.89



Exact R-Precision	
Maximum	0.6682
Minimum	0.0000
First Quartile	0.0291
Second Quartile	0.1429
Third Quartile	0.2302
Interquartile range	0.2010
Mean	0.1689
Standard Deviation	0.1763
Lower Outlier Threshold	0.0000
Upper Outlier Threshold	0.3786
Mean With No Outliers	0.1279
Std With No Outliers	0.1091



Precision averages (%) for individual queries			
Topic 026	0.00	Topic 039	23.88
Topic 027	2.56	Topic 040	61.15
Topic 028	27.78	Topic 041	6.67
Topic 029	3.03	Topic 042	28.30
Topic 030	17.88	Topic 043	0.00
Topic 031	5.10	Topic 044	37.86
Topic 032	20.77	Topic 045	0.00
Topic 033	0.00	Topic 046	14.29
Topic 034	18.92	Topic 047	11.86
Topic 035	15.79	Topic 048	7.55
Topic 036	22.73	Topic 049	66.82
Topic 037	17.24	Topic 050	12.00
Topic 038	0.00		

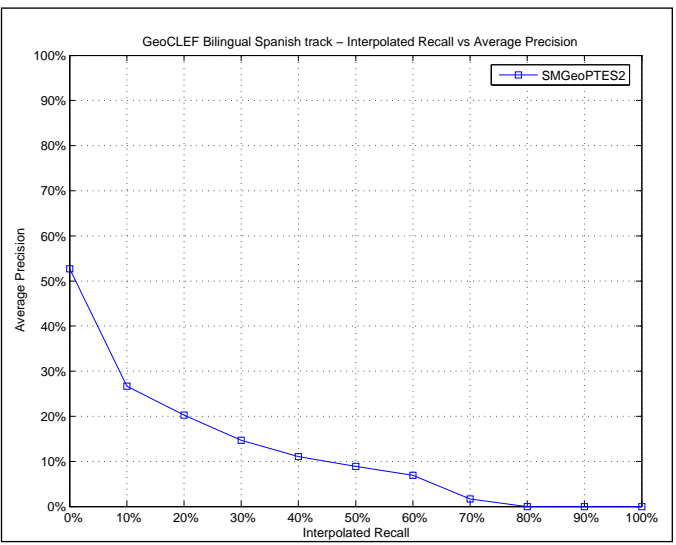


Overall statistics for 25 queries :		Priority	2
Total number of documents over all queries		Query Construction	AUTOMATIC
Retrieved	25,000	Source Language	Portuguese
Relevant	2,054	Topic Fields	title, description
Relevant retrieved	659	Pooled	true
Geometric Mean Average Precision		Automatic Portuguese Spanish title+desc	
Binary Preference (BPREF)		0.1261	

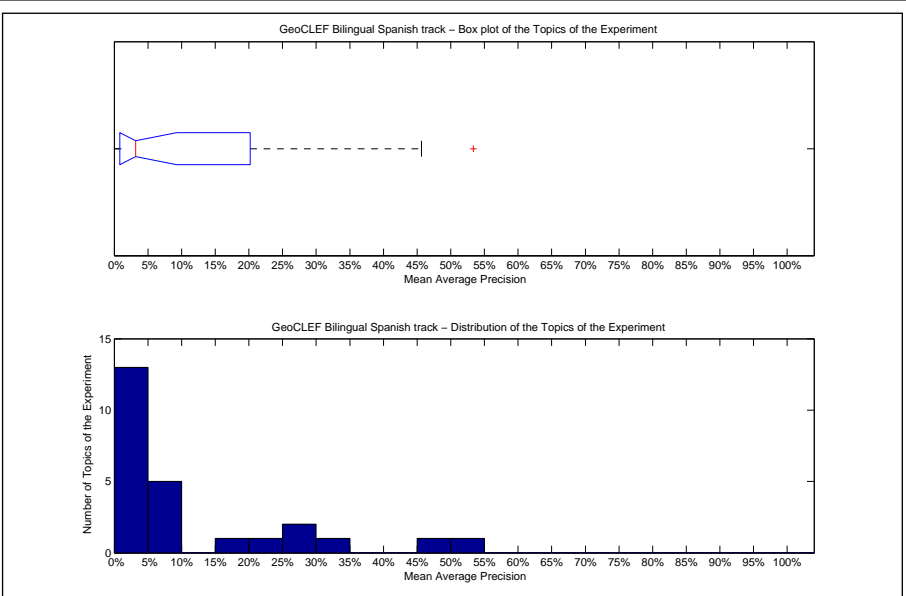
Interploated Recall (%)	Precision Averages (%)
0	52.67
10	26.69
20	20.30
30	14.71
40	11.08
50	8.86
60	6.92
70	1.65
80	0.00
90	0.00
100	0.00

Average precision (non-interpolated) for all relevant documents (averaged over queries)

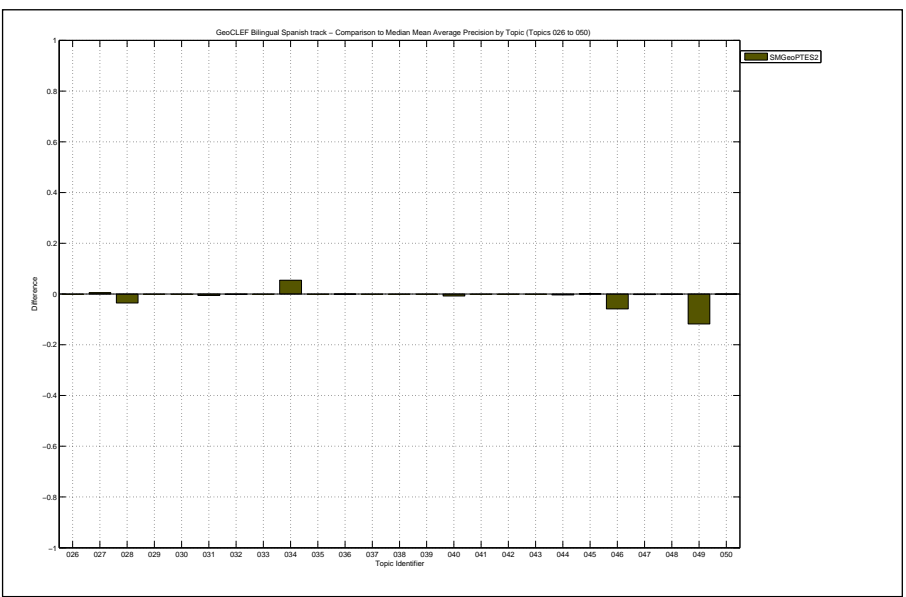
10.89



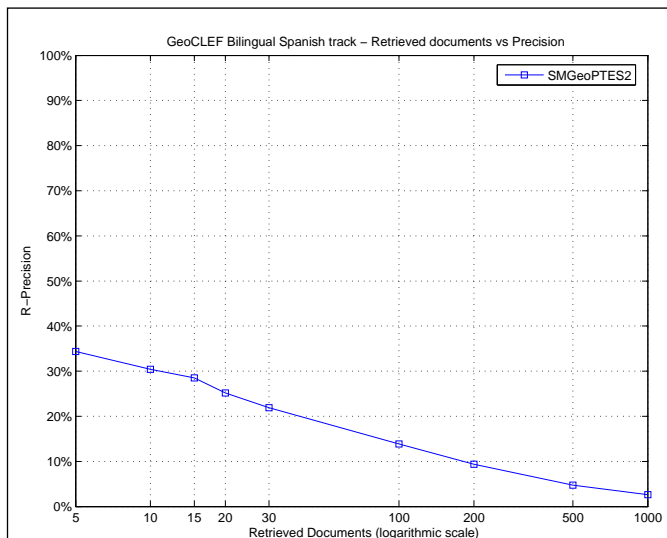
Mean Average Precision	
Maximum	0.5335
Minimum	0.0000
First Quartile	0.0082
Second Quartile	0.0317
Third Quartile	0.2020
Interquartile range	0.1938
Mean	0.1089
Standard Deviation	0.1522
Lower Outlier Threshold	0.0000
Upper Outlier Threshold	0.4566
Mean With No Outliers	0.0913
Std With No Outliers	0.1266



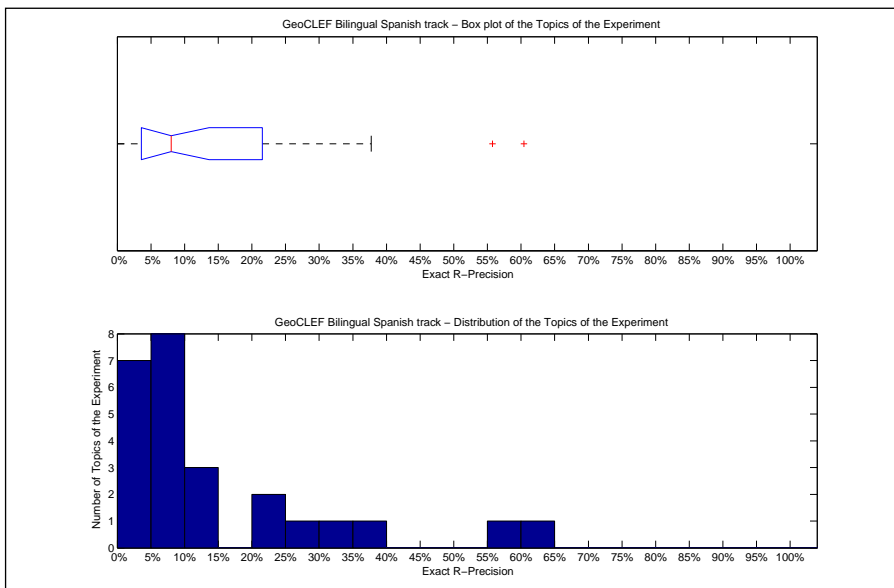
Precision averages (%) for individual queries			
Topic 026	1.72	Topic 039	27.01
Topic 027	3.17	Topic 040	53.35
Topic 028	7.13	Topic 041	1.00
Topic 029	28.54	Topic 042	31.64
Topic 030	0.29	Topic 043	0.03
Topic 031	0.87	Topic 044	5.52
Topic 032	19.83	Topic 045	2.29
Topic 033	0.09	Topic 046	5.19
Topic 034	21.30	Topic 047	3.17
Topic 035	2.99	Topic 048	5.65
Topic 036	0.68	Topic 049	45.66
Topic 037	0.05	Topic 050	5.21
Topic 038	0.00		



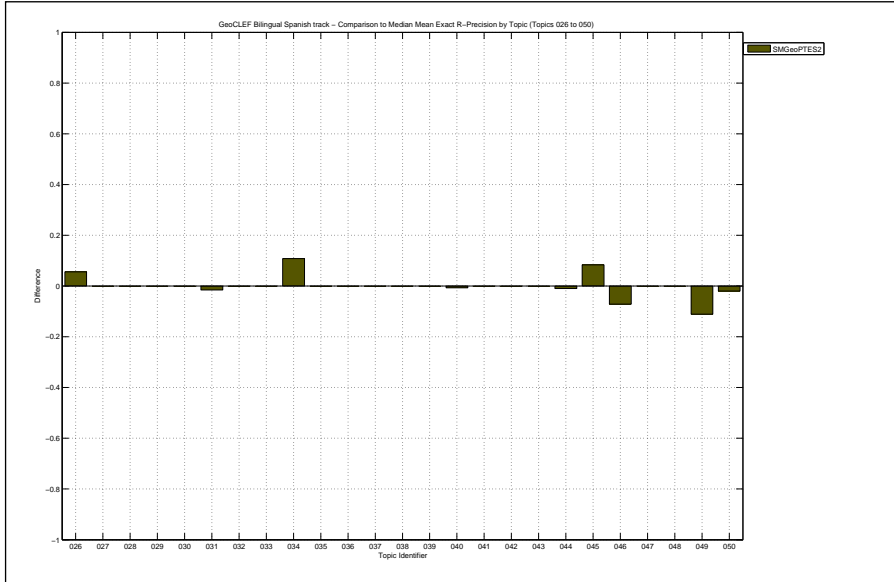
Docs Cutoff Levels	Precision at DCL (%)
5 docs	34.40
10 docs	30.40
15 docs	28.53
20 docs	25.20
30 docs	21.87
100 docs	13.88
200 docs	9.36
500 docs	4.75
1000 docs	2.64
R-Precision (precision after R document retrieved, where R = Relevant retrieved)	
	14.67



Exact R-Precision	
Maximum	0.6043
Minimum	0.0000
First Quartile	0.0357
Second Quartile	0.0800
Third Quartile	0.2155
Interquartile range	0.1797
Mean	0.1467
Standard Deviation	0.1661
Lower Outlier Threshold	0.0000
Upper Outlier Threshold	0.3774
Mean With No Outliers	0.1090
Std With No Outliers	0.1068



Precision averages (%) for individual queries			
Topic 026	5.56	Topic 039	23.88
Topic 027	12.82	Topic 040	60.43
Topic 028	13.89	Topic 041	9.33
Topic 029	30.30	Topic 042	37.74
Topic 030	2.65	Topic 043	0.00
Topic 031	5.10	Topic 044	14.56
Topic 032	20.77	Topic 045	8.33
Topic 033	1.00	Topic 046	7.14
Topic 034	29.73	Topic 047	3.39
Topic 035	5.26	Topic 048	7.55
Topic 036	3.64	Topic 049	55.76
Topic 037	0.00	Topic 050	8.00
Topic 038	0.00		



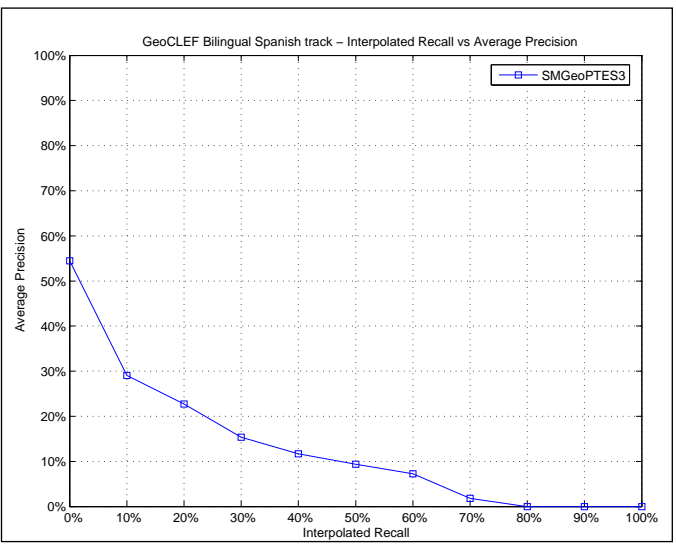


Overall statistics for 25 queries :		Priority	3
Total number of documents over all queries		Query Construction	AUTOMATIC
Retrieved	25,000	Source Language	Portuguese
Relevant	2,054	Topic Fields	title, description, narrative
Relevant retrieved	655	Pooled	true
Geometric Mean Average Precision		Automatic Portuguese Spanish title-desc-narr	
Binary Preference (BPREF)		0.1310	

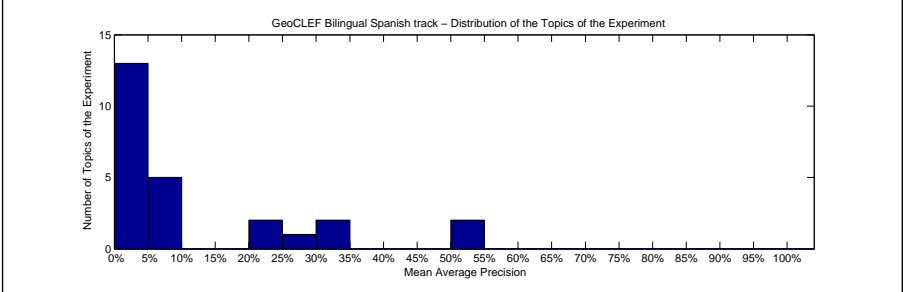
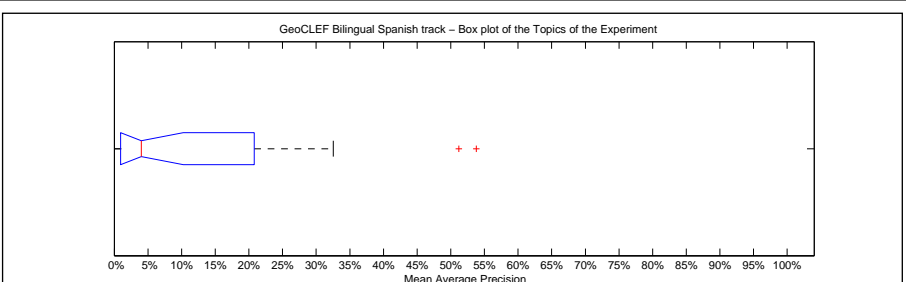
Interploated Recall (%)	Precision Averages (%)
0	54.49
10	29.04
20	22.69
30	15.38
40	11.65
50	9.36
60	7.29
70	1.81
80	0.00
90	0.00
100	0.00

Average precision (non-interpolated) for all relevant documents (averaged over queries)

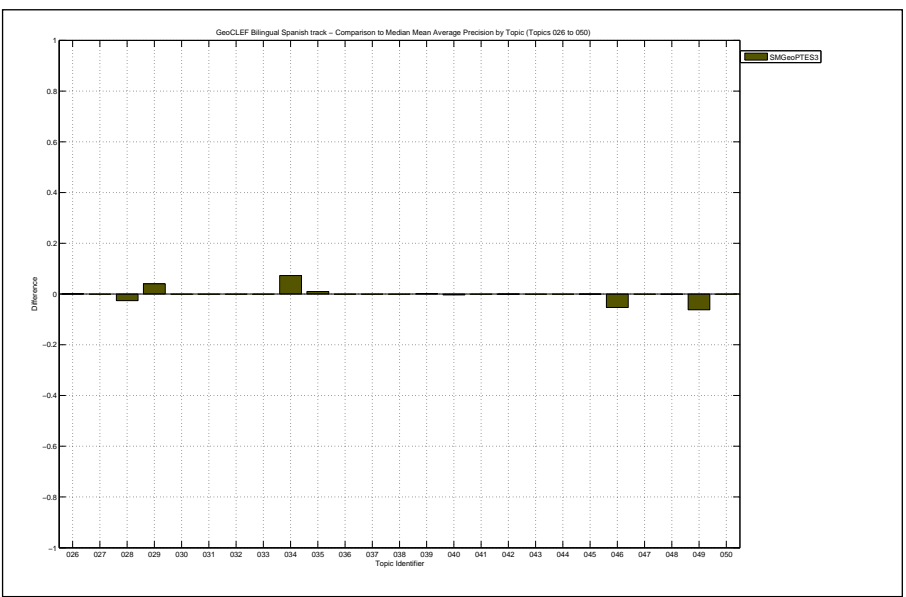
11.50



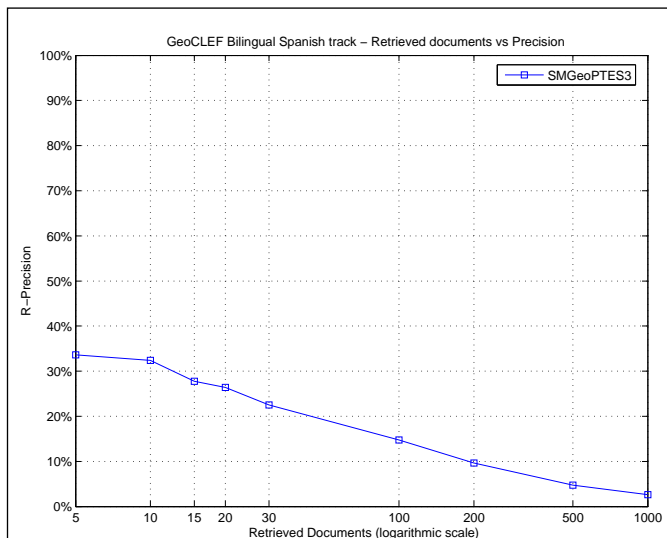
Mean Average Precision	
Maximum	0.5378
Minimum	0.0000
First Quartile	0.0092
Second Quartile	0.0401
Third Quartile	0.2080
Interquartile range	0.1987
Mean	0.1150
Standard Deviation	0.1604
Lower Outlier Threshold	0.0000
Upper Outlier Threshold	0.3255
Mean With No Outliers	0.0794
Std With No Outliers	0.1070



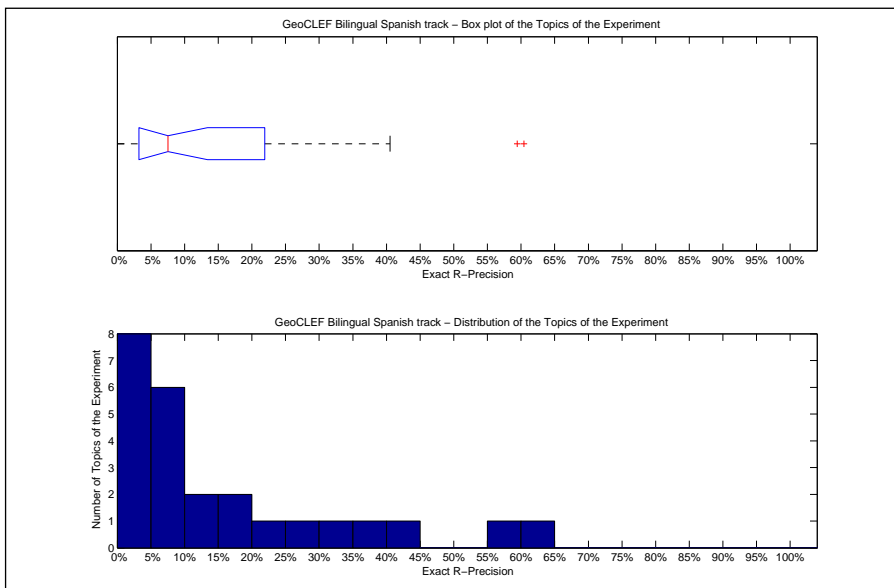
Precision averages (%) for individual queries			
Topic 026	1.78	Topic 039	27.15
Topic 027	2.67	Topic 040	53.78
Topic 028	8.07	Topic 041	0.99
Topic 029	32.55	Topic 042	31.54
Topic 030	0.28	Topic 043	0.03
Topic 031	1.43	Topic 044	5.84
Topic 032	20.01	Topic 045	2.15
Topic 033	0.06	Topic 046	5.76
Topic 034	23.16	Topic 047	3.37
Topic 035	4.01	Topic 048	5.68
Topic 036	0.72	Topic 049	51.21
Topic 037	0.05	Topic 050	5.28
Topic 038	0.00		



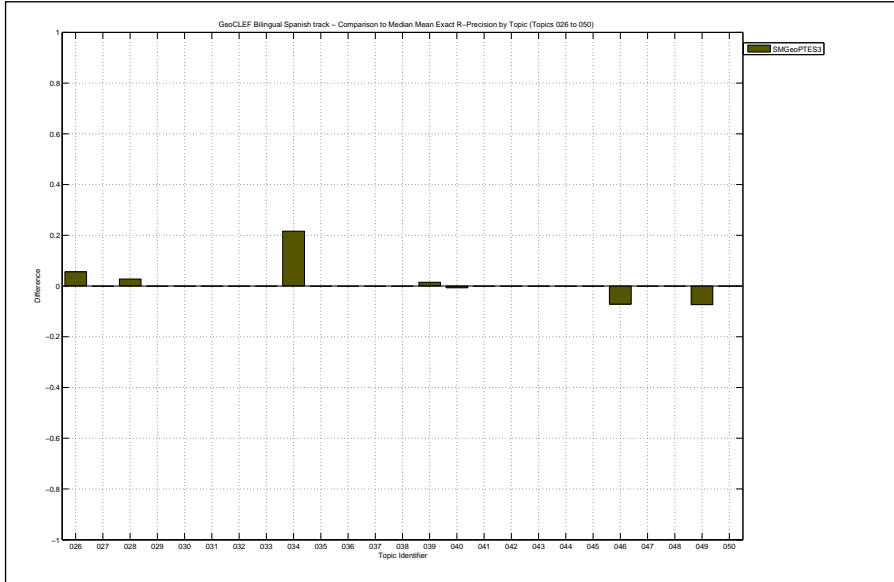
Docs Cutoff Levels	Precision at DCL (%)
5 docs	33.60
10 docs	32.40
15 docs	27.73
20 docs	26.40
30 docs	22.53
100 docs	14.76
200 docs	9.62
500 docs	4.77
1000 docs	2.62
R-Precision (precision after R document retrieved, where R = Relevant retrieved)	
	15.27



Exact R-Precision	
Maximum	0.6043
Minimum	0.0000
First Quartile	0.0320
Second Quartile	0.0755
Third Quartile	0.2192
Interquartile range	0.1872
Mean	0.1527
Standard Deviation	0.1771
Lower Outlier Threshold	0.0000
Upper Outlier Threshold	0.4054
Mean With No Outliers	0.1139
Std With No Outliers	0.1205



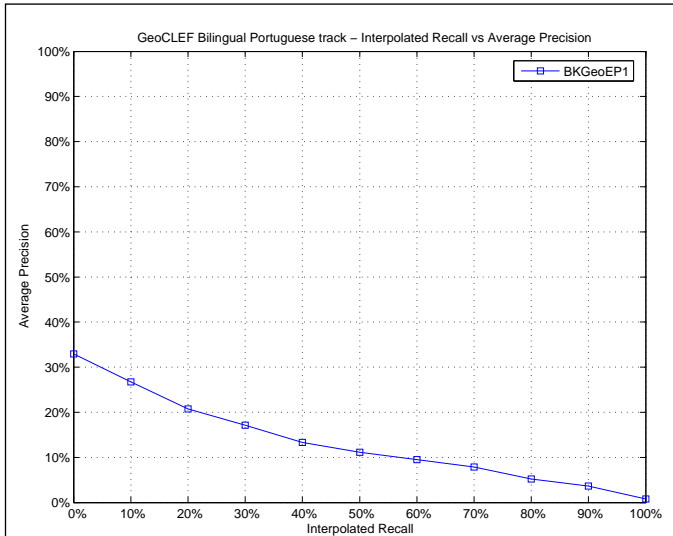
Precision averages (%) for individual queries			
Topic 026	5.56	Topic 039	25.37
Topic 027	12.82	Topic 040	60.43
Topic 028	16.67	Topic 041	9.33
Topic 029	30.30	Topic 042	37.74
Topic 030	2.65	Topic 043	0.00
Topic 031	6.67	Topic 044	15.53
Topic 032	20.77	Topic 045	0.00
Topic 033	1.00	Topic 046	7.14
Topic 034	40.54	Topic 047	3.39
Topic 035	5.26	Topic 048	7.55
Topic 036	3.64	Topic 049	59.45
Topic 037	0.00	Topic 050	10.00
Topic 038	0.00		



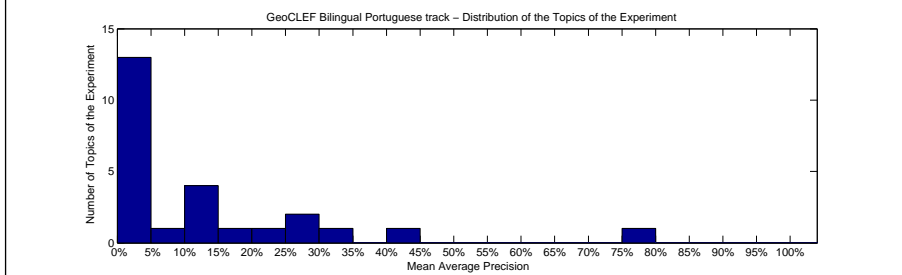
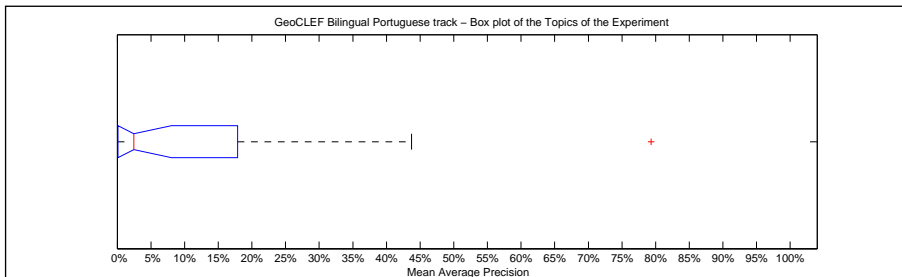
Overall statistics for 25 queries :	
Total number of documents over all queries	
Retrieved	25,000
Relevant	1,060
Relevant retrieved	591
Geometric Mean Average Precision	0.0098
Binary Preference (BPREF)	0.1291

Priority	1
Query Construction	AUTOMATIC
Source Language	English
Topic Fields	title, description
Pooled	true
EN->PT using L&H query translation. title and description used	

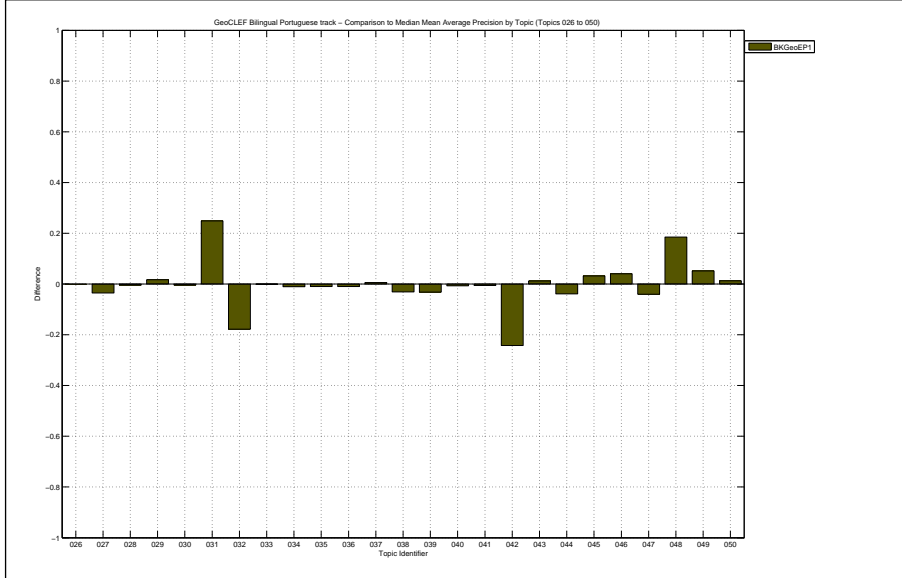
Interploated Recall (%)	Precision Averages (%)
0	32.95
10	26.74
20	20.71
30	17.10
40	13.29
50	11.11
60	9.49
70	7.84
80	5.18
90	3.64
100	0.79
Average precision (non-interpolated) for all relevant documents (averaged over queries)	
	12.60



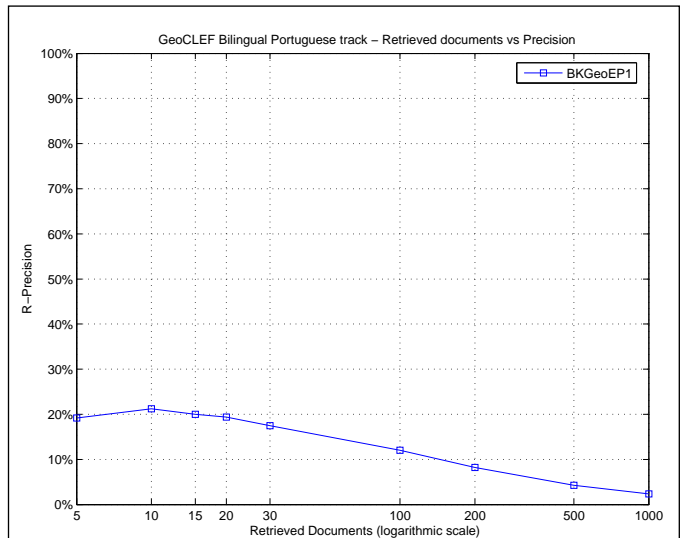
Mean Average Precision	
Maximum	0.7932
Minimum	0.0000
First Quartile	0.0010
Second Quartile	0.0246
Third Quartile	0.1786
Interquartile range	0.1776
Mean	0.1260
Standard Deviation	0.1873
Lower Outlier Threshold	0.0000
Upper Outlier Threshold	0.4374
Mean With No Outliers	0.0982
Std With No Outliers	0.1283



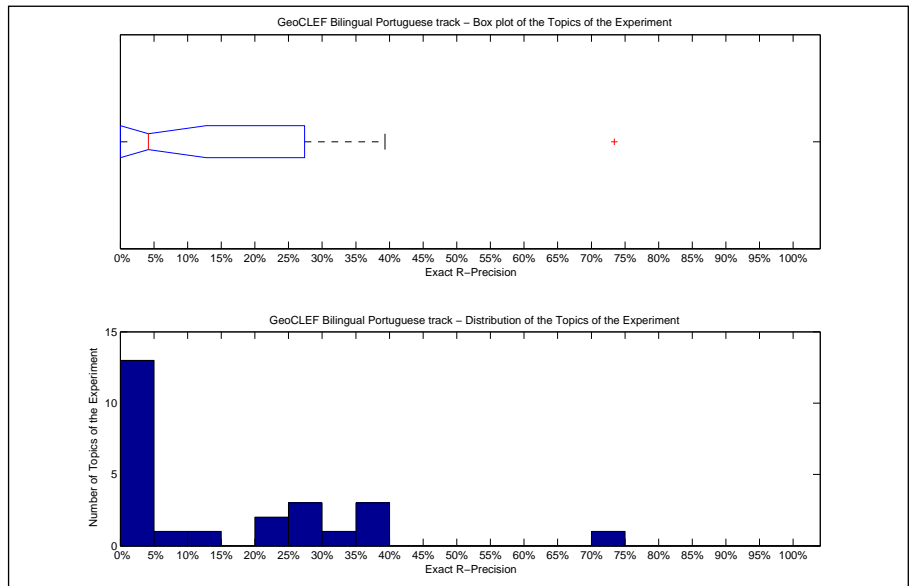
Precision averages (%) for individual queries			
Topic 026	1.22	Topic 039	5.45
Topic 027	0.03	Topic 040	0.01
Topic 028	12.27	Topic 041	0.01
Topic 029	27.03	Topic 042	10.65
Topic 030	0.81	Topic 043	2.46
Topic 031	43.74	Topic 044	0.00
Topic 032	14.19	Topic 045	27.39
Topic 033	0.00	Topic 046	33.97
Topic 034	0.14	Topic 047	0.13
Topic 035	0.55	Topic 048	79.32
Topic 036	0.00	Topic 049	24.37
Topic 037	1.29	Topic 050	15.70
Topic 038	14.35		



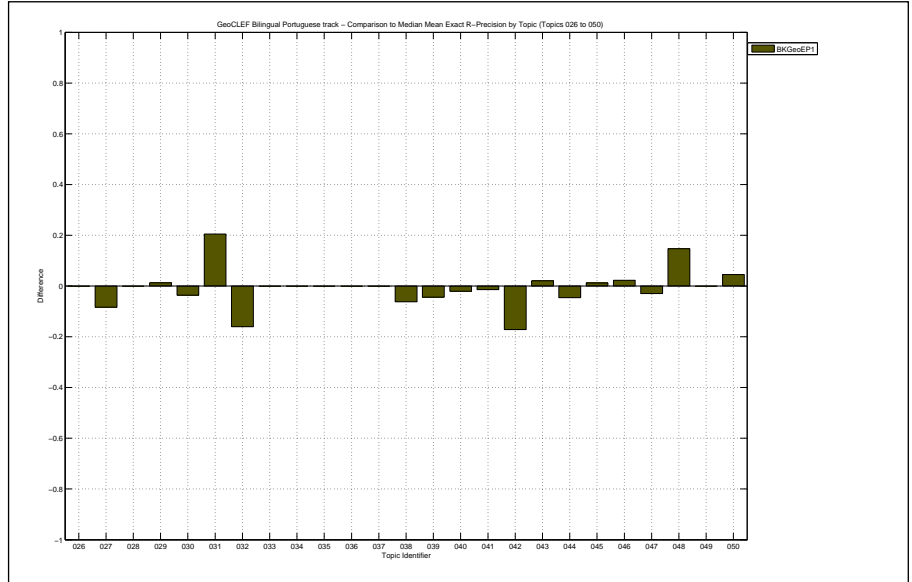
Docs Cutoff Levels	Precision at DCL (%)
5 docs	19.20
10 docs	21.20
15 docs	20.00
20 docs	19.40
30 docs	17.47
100 docs	12.04
200 docs	8.22
500 docs	4.26
1000 docs	2.36
R-Precision (precision after R document retrieved, where R = Relevant retrieved)	
	14.77



Exact R-Precision	
Maximum	0.7343
Minimum	0.0000
First Quartile	0.0000
Second Quartile	0.0417
Third Quartile	0.2740
Interquartile range	0.2740
Mean	0.1477
Standard Deviation	0.1905
Lower Outlier Threshold	0.0000
Upper Outlier Threshold	0.3934
Mean With No Outliers	0.1233
Std With No Outliers	0.1493



Precision averages (%) for individual queries			
Topic 026	0.00	Topic 039	8.70
Topic 027	0.00	Topic 040	0.00
Topic 028	21.88	Topic 041	0.00
Topic 029	33.33	Topic 042	20.00
Topic 030	0.00	Topic 043	4.17
Topic 031	39.34	Topic 044	0.00
Topic 032	26.42	Topic 045	36.59
Topic 033	0.00	Topic 046	37.88
Topic 034	0.00	Topic 047	0.00
Topic 035	0.00	Topic 048	73.43
Topic 036	0.00	Topic 049	27.78
Topic 037	0.00	Topic 050	27.27
Topic 038	12.50		



Overall statistics for 25 queries :	
Total number of documents over all queries	
Retrieved	25,000
Relevant	1,060
Relevant retrieved	630
Geometric Mean Average Precision	0.0114
Binary Preference (BPREF)	0.1422

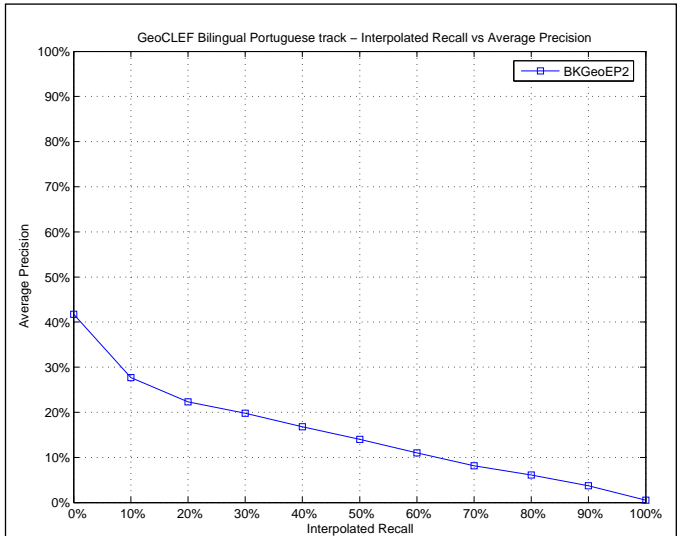
Priority	2
Query Construction	AUTOMATIC
Source Language	English
Topic Fields	title, description, narrative
Pooled	true

EN->PT using L&H query translation. title, desc and narrative

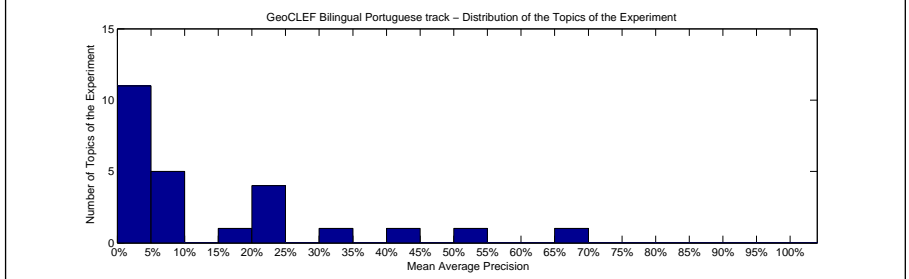
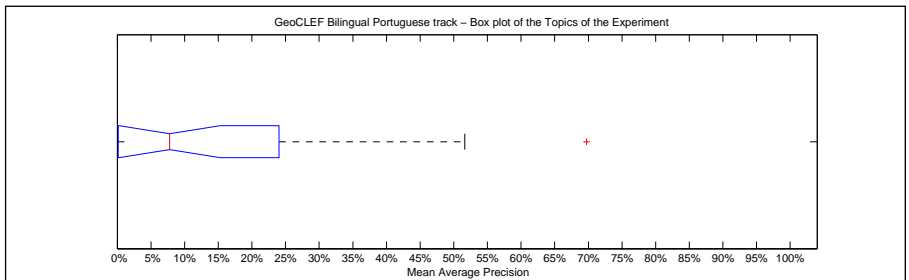
Interploated Recall (%)	Precision Averages (%)
0	41.75
10	27.68
20	22.31
30	19.80
40	16.82
50	13.98
60	11.01
70	8.17
80	6.09
90	3.68
100	0.53

Average precision (non-interpolated) for all relevant documents (averaged over queries)

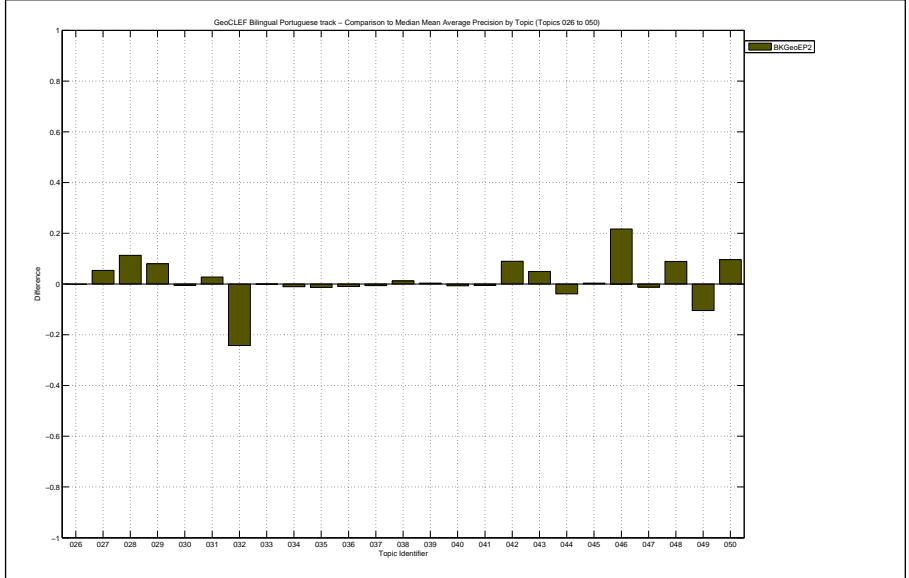
14.30



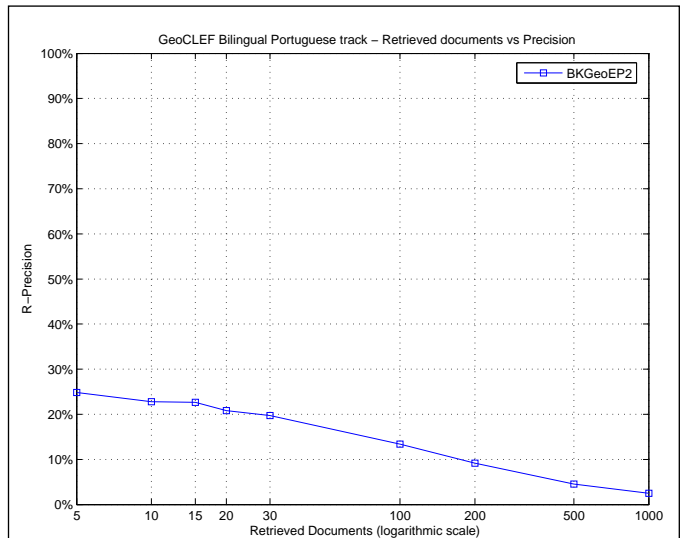
Mean Average Precision	
Maximum	0.6974
Minimum	0.0000
First Quartile	0.0012
Second Quartile	0.0776
Third Quartile	0.2403
Interquartile range	0.2391
Mean	0.1430
Standard Deviation	0.1868
Lower Outlier Threshold	0.0000
Upper Outlier Threshold	0.5165
Mean With No Outliers	0.1199
Std With No Outliers	0.1500



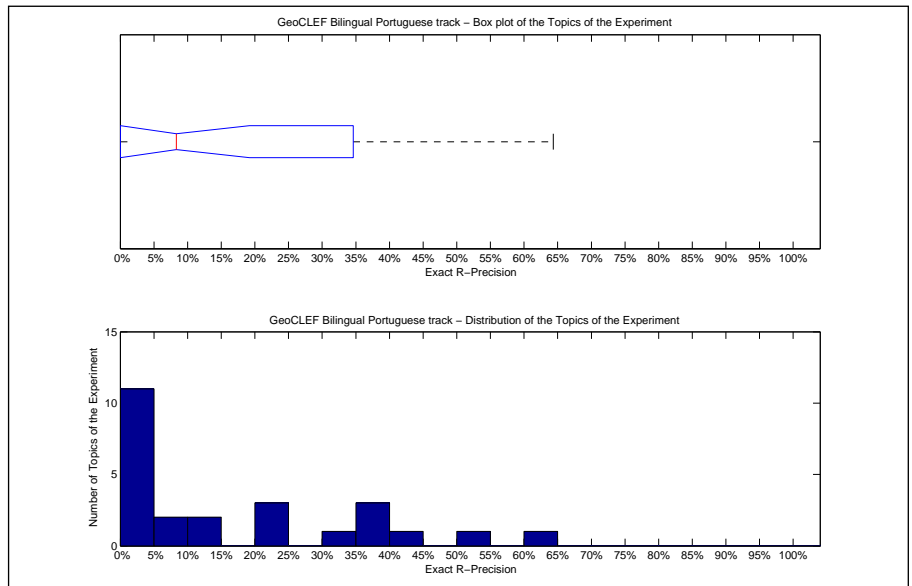
Precision averages (%) for individual queries			
Topic 026	1.27	Topic 039	8.98
Topic 027	8.97	Topic 040	0.01
Topic 028	24.05	Topic 041	0.00
Topic 029	33.34	Topic 042	43.84
Topic 030	0.69	Topic 043	6.26
Topic 031	21.61	Topic 044	0.00
Topic 032	7.76	Topic 045	24.53
Topic 033	0.00	Topic 046	51.65
Topic 034	0.15	Topic 047	2.96
Topic 035	0.14	Topic 048	69.74
Topic 036	0.00	Topic 049	8.80
Topic 037	0.07	Topic 050	24.03
Topic 038	18.63		



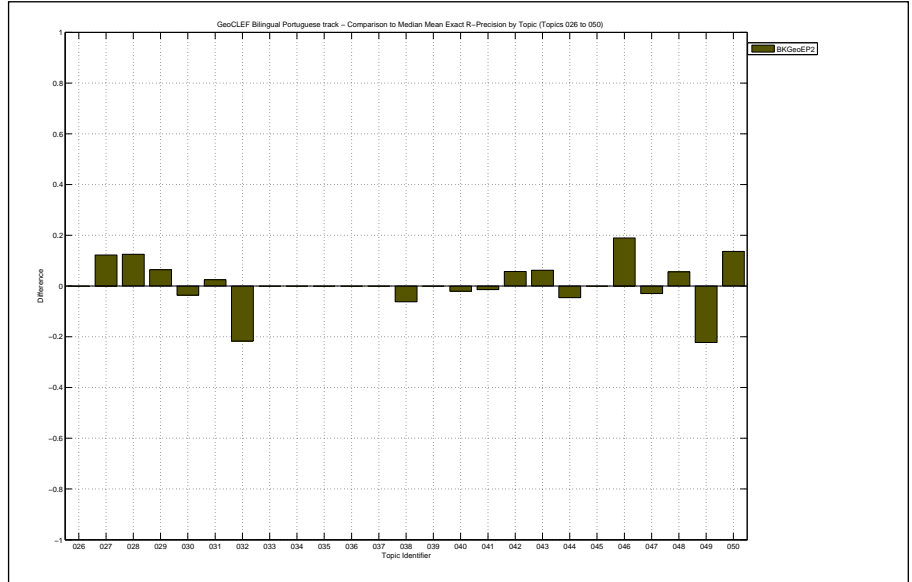
Docs Cutoff Levels	Precision at DCL (%)
5 docs	24.80
10 docs	22.80
15 docs	22.67
20 docs	20.80
30 docs	19.73
100 docs	13.36
200 docs	9.14
500 docs	4.55
1000 docs	2.52
R-Precision (precision after R document retrieved, where R = Relevant retrieved)	
	16.34



Exact R-Precision	
Maximum	0.6434
Minimum	0.0000
First Quartile	0.0000
Second Quartile	0.0833
Third Quartile	0.3462
Interquartile range	0.3462
Mean	0.1634
Standard Deviation	0.1963
Lower Outlier Threshold	0.0000
Upper Outlier Threshold	0.6434
Mean With No Outliers	0.1634
Std With No Outliers	0.1963



Precision averages (%) for individual queries			
Topic 026	0.00	Topic 039	13.04
Topic 027	20.59	Topic 040	0.00
Topic 028	34.38	Topic 041	0.00
Topic 029	38.46	Topic 042	42.86
Topic 030	0.00	Topic 043	8.33
Topic 031	21.31	Topic 044	0.00
Topic 032	20.75	Topic 045	35.37
Topic 033	0.00	Topic 046	54.55
Topic 034	0.00	Topic 047	0.00
Topic 035	0.00	Topic 048	64.34
Topic 036	0.00	Topic 049	5.56
Topic 037	0.00	Topic 050	36.36
Topic 038	12.50		

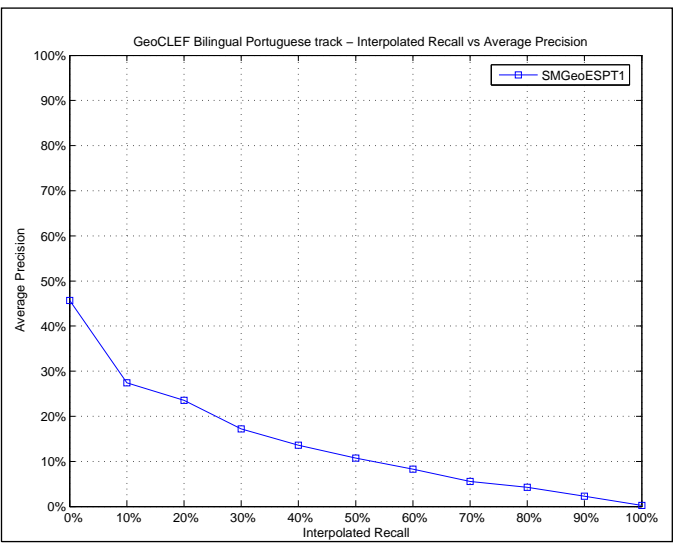


Overall statistics for 25 queries :		Priority	1
Total number of documents over all queries		Query Construction	MANUAL
Retrieved	25,000	Source Language	Spanish; Castilian
Relevant	1,060	Topic Fields	title, description
Relevant retrieved	608	Pooled	true
Geometric Mean Average Precision		Spanish-Portuguese	
Binary Preference (BPREF)		0.1174	

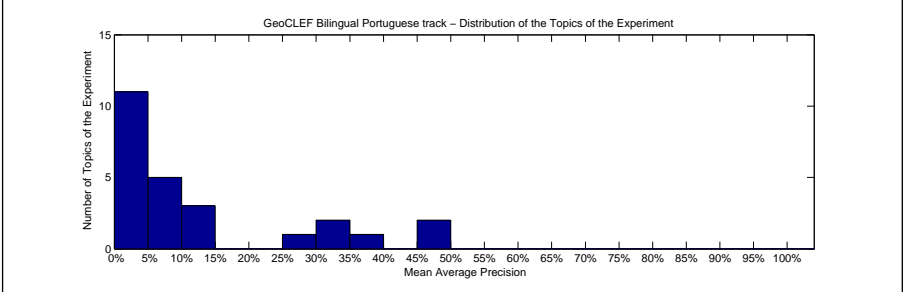
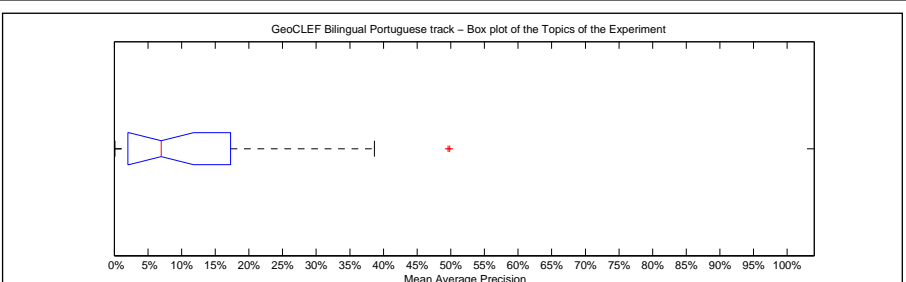
Interploated Recall (%)	Precision Averages (%)
0	45.68
10	27.39
20	23.53
30	17.21
40	13.62
50	10.70
60	8.25
70	5.52
80	4.28
90	2.27
100	0.27

Average precision (non-interpolated) for all relevant documents (averaged over queries)

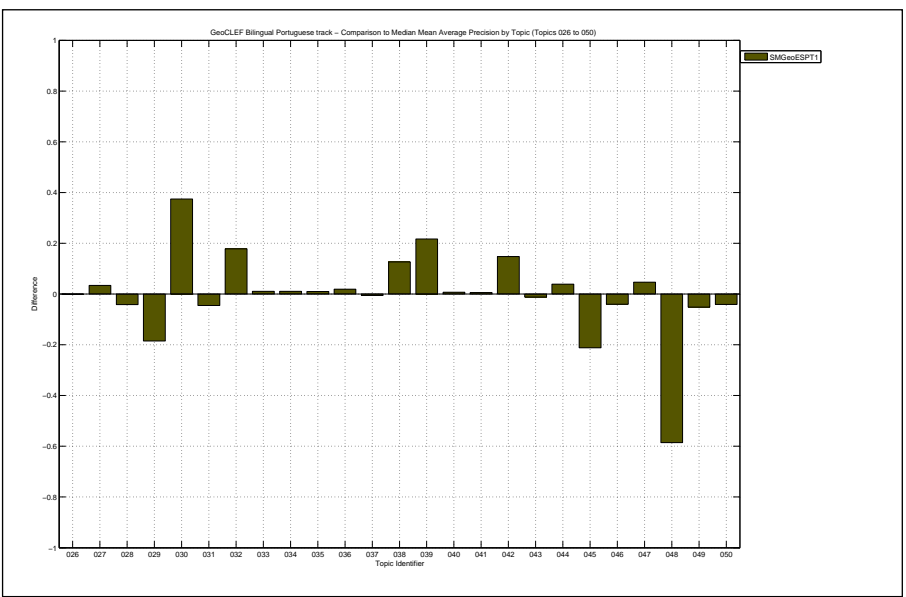
12.81



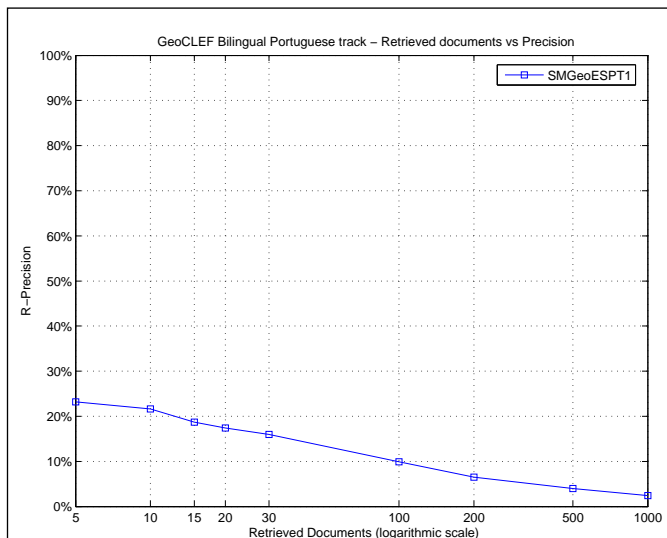
Mean Average Precision	
Maximum	0.4984
Minimum	0.0011
First Quartile	0.0203
Second Quartile	0.0697
Third Quartile	0.1727
Interquartile range	0.1524
Mean	0.1281
Standard Deviation	0.1540
Lower Outlier Threshold	0.0011
Upper Outlier Threshold	0.3866
Mean With No Outliers	0.0960
Std With No Outliers	0.1114



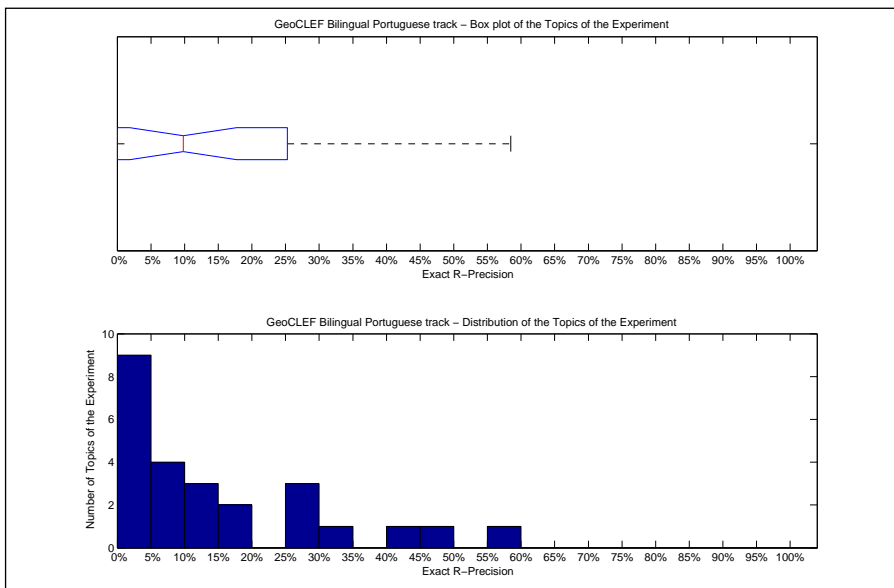
Precision averages (%) for individual queries			
Topic 026	1.17	Topic 039	30.28
Topic 027	6.97	Topic 040	1.41
Topic 028	8.54	Topic 041	1.15
Topic 029	6.86	Topic 042	49.61
Topic 030	38.66	Topic 043	0.11
Topic 031	14.38	Topic 044	7.75
Topic 032	49.84	Topic 045	2.95
Topic 033	1.16	Topic 046	25.94
Topic 034	2.24	Topic 047	8.84
Topic 035	2.47	Topic 048	2.29
Topic 036	2.88	Topic 049	14.11
Topic 037	0.14	Topic 050	10.34
Topic 038	30.10		



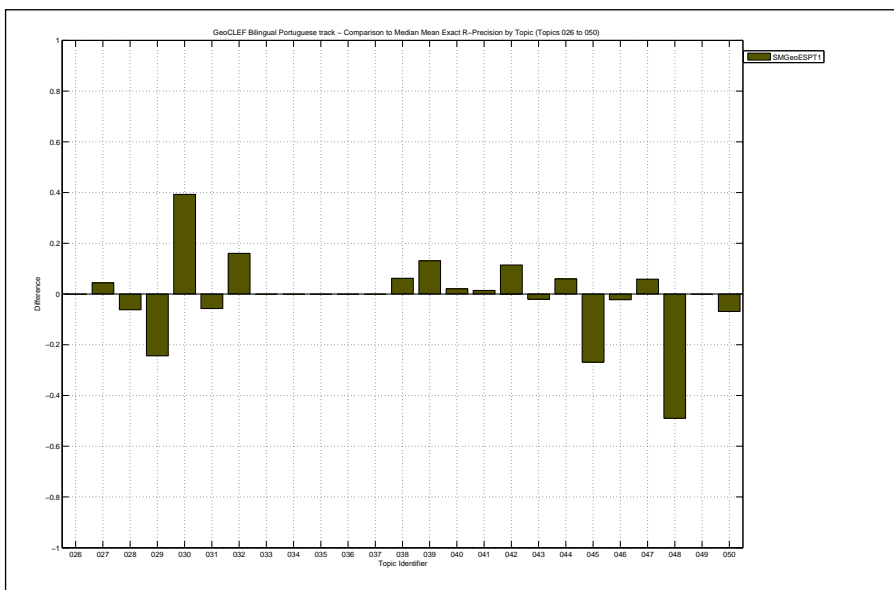
Docs Cutoff Levels	Precision at DCL (%)
5 docs	23.20
10 docs	21.60
15 docs	18.67
20 docs	17.40
30 docs	16.00
100 docs	9.88
200 docs	6.52
500 docs	3.97
1000 docs	2.43
R-Precision (precision after R document retrieved, where R = Relevant retrieved)	
	14.88



Exact R-Precision	
Maximum	0.5849
Minimum	0.0000
First Quartile	0.0000
Second Quartile	0.0979
Third Quartile	0.2527
Interquartile range	0.2527
Mean	0.1488
Standard Deviation	0.1652
Lower Outlier Threshold	0.0000
Upper Outlier Threshold	0.5849
Mean With No Outliers	0.1488
Std With No Outliers	0.1652



Precision averages (%) for individual queries			
Topic 026	0.00	Topic 039	26.09
Topic 027	12.75	Topic 040	4.17
Topic 028	15.62	Topic 041	2.88
Topic 029	7.69	Topic 042	48.57
Topic 030	42.86	Topic 043	0.00
Topic 031	13.11	Topic 044	10.53
Topic 032	58.49	Topic 045	8.54
Topic 033	0.00	Topic 046	33.33
Topic 034	0.00	Topic 047	8.82
Topic 035	0.00	Topic 048	9.79
Topic 036	0.00	Topic 049	27.78
Topic 037	0.00	Topic 050	15.91
Topic 038	25.00		



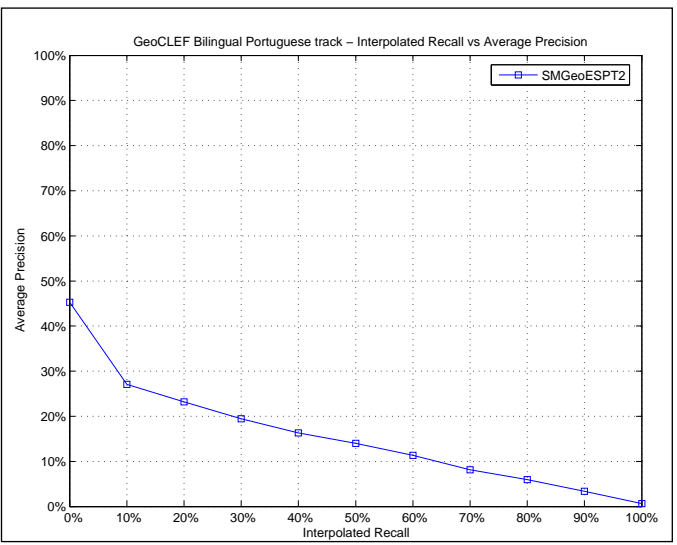


Overall statistics for 25 queries :		Priority	2
Total number of documents over all queries		Query Construction	AUTOMATIC
Retrieved	25,000	Source Language	Spanish; Castilian
Relevant	1,060	Topic Fields	title, description
Relevant retrieved	655	Pooled	true
Geometric Mean Average Precision		Automatic Spanish Portuguese title + desc	
Binary Preference (BPREF)		0.1415	

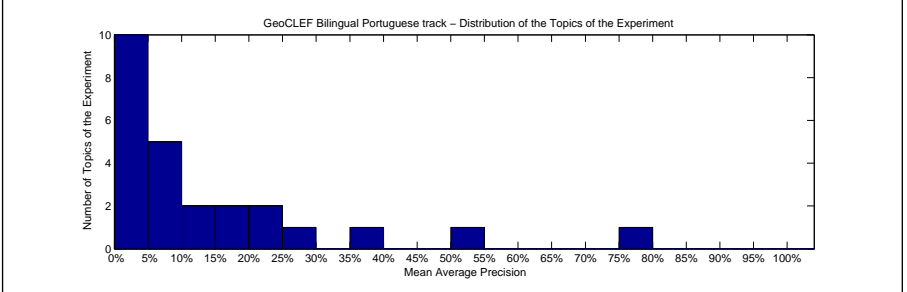
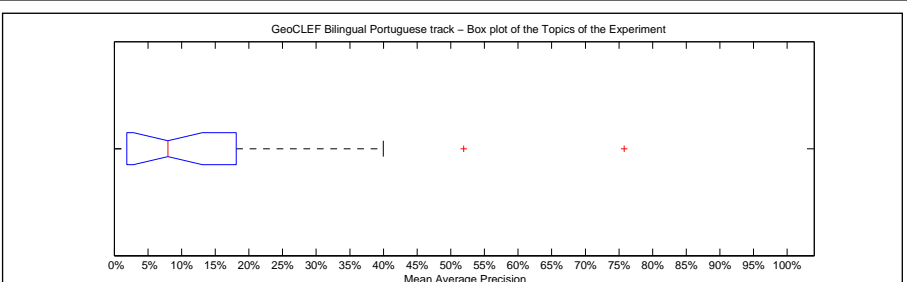
Interploated Recall (%)	Precision Averages (%)
0	45.27
10	27.06
20	23.20
30	19.45
40	16.32
50	14.00
60	11.33
70	8.11
80	5.93
90	3.39
100	0.63

Average precision (non-interpolated) for all relevant documents (averaged over queries)

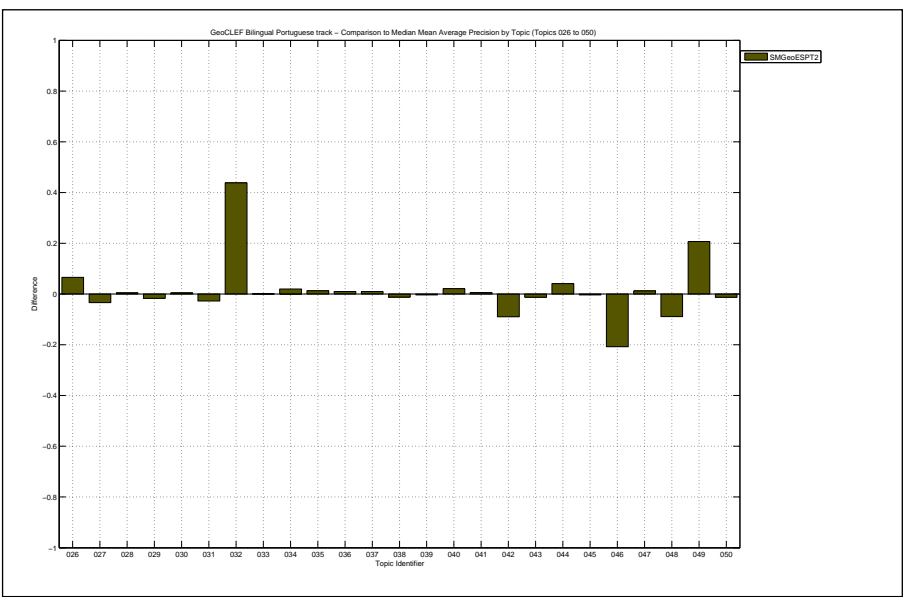
14.16



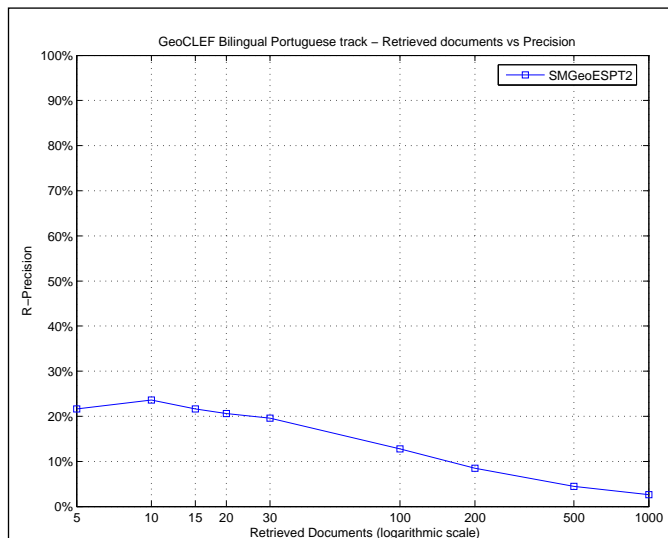
Mean Average Precision	
Maximum	0.7579
Minimum	0.0002
First Quartile	0.0187
Second Quartile	0.0797
Third Quartile	0.1811
Interquartile range	0.1624
Mean	0.1416
Standard Deviation	0.1830
Lower Outlier Threshold	0.0002
Upper Outlier Threshold	0.3997
Mean With No Outliers	0.0983
Std With No Outliers	0.1041



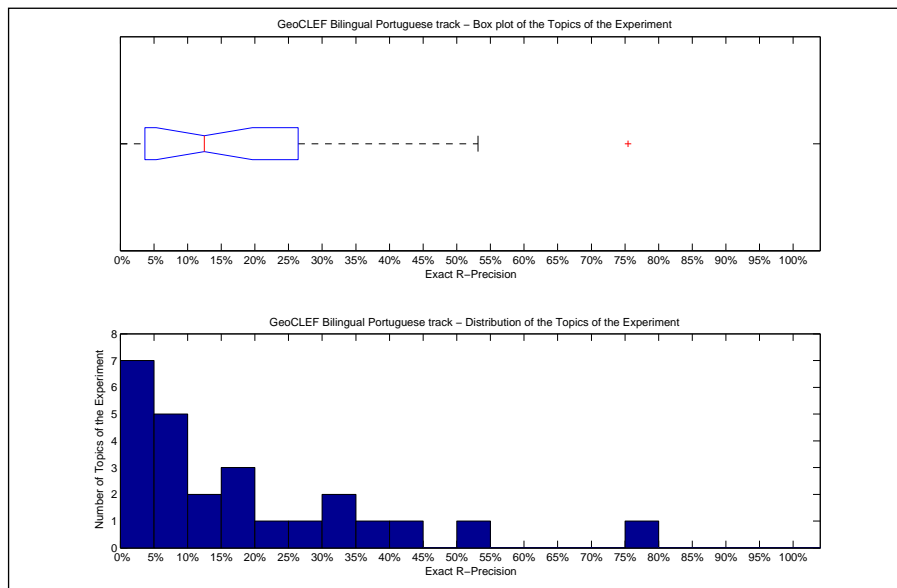
Precision averages (%) for individual queries			
Topic 026	7.79	Topic 039	8.25
Topic 027	0.16	Topic 040	2.84
Topic 028	13.15	Topic 041	1.12
Topic 029	23.65	Topic 042	25.88
Topic 030	1.64	Topic 043	0.02
Topic 031	16.14	Topic 044	7.97
Topic 032	75.79	Topic 045	23.82
Topic 033	0.17	Topic 046	9.22
Topic 034	3.21	Topic 047	5.42
Topic 035	2.76	Topic 048	51.93
Topic 036	1.92	Topic 049	39.97
Topic 037	1.72	Topic 050	13.12
Topic 038	16.26		



Docs Cutoff Levels	Precision at DCL (%)
5 docs	21.60
10 docs	23.60
15 docs	21.60
20 docs	20.60
30 docs	19.60
100 docs	12.76
200 docs	8.46
500 docs	4.48
1000 docs	2.62
R-Precision (precision after R document retrieved, where R = Relevant retrieved)	
	17.42



Exact R-Precision	
Maximum	0.7547
Minimum	0.0000
First Quartile	0.0366
Second Quartile	0.1250
Third Quartile	0.2644
Interquartile range	0.2278
Mean	0.1742
Standard Deviation	0.1901
Lower Outlier Threshold	0.0000
Upper Outlier Threshold	0.5315
Mean With No Outliers	0.1500
Std With No Outliers	0.1498



Precision averages (%) for individual queries			
Topic 026	6.67	Topic 039	13.04
Topic 027	3.92	Topic 040	12.50
Topic 028	21.88	Topic 041	2.88
Topic 029	30.77	Topic 042	31.43
Topic 030	7.14	Topic 043	0.00
Topic 031	16.39	Topic 044	9.21
Topic 032	75.47	Topic 045	35.37
Topic 033	0.00	Topic 046	16.67
Topic 034	0.00	Topic 047	5.88
Topic 035	0.00	Topic 048	53.15
Topic 036	0.00	Topic 049	44.44
Topic 037	5.56	Topic 050	18.18
Topic 038	25.00		

